

An OMG® Real-time Publish Subscribe Protocol DDS Interoperability Wire Protocol (DDSI-RTPS™) Publication



# The Real-time Publish-Subscribe Protocol DDS Interoperability Wire Protocol (DDSI-RTPS™) Specification

Version 2.5

---

OMG Document Number: formal/~~2021-02-09~~

Standard document URL: <https://www.omg.org/spec/DDSI-RTPS>

Machine Consumable Files: <https://www.omg.org/spec/DDSI-RTPS/20210212>

---

DDSI-RTPS version 2.5

Style Definition: Heading 5

Style Definition: List Paragraph

Style Definition: Caption

Style Definition: Code

Style Definition: IssueNumber

Deleted: 2.3

Deleted: 2019

Deleted: 04

Deleted: 03

Deleted: [smsc/2019-04-02]

Deleted: 180901

Deleted: 2.3

**DDSI RTP25-6 - Update Acknowledgments, Copyright and Statement of Proof**

Copyright © ~~2006-2021~~, Object Management Group (OMG)  
Copyright © 2006-~~2021~~, Real-time Innovations, Inc. (RTI)  
Copyright © 2006-~~2019~~, THALES  
Copyright © 2006-2014 PrismTech  
Copyright © 2007-2008, SELEX-SI  
Copyright © 2007-2021, NSWC Dalghren  
Copyright © 2007-2021, MITRE  
Copyright © 2007-2014, Objective Interface Systems, Inc. (OIS)  
Copyright © 2014, AIST  
Copyright © 2014, Atego  
Copyright © 2014, Gallium Kongsberg  
Copyright © 2014, General Dynamics (GD)  
Copyright © 2014-2021 Object Computing, Inc.  
Copyright © 2014-2019, Remedy IT  
Copyright © 2014-2021, Twin Oaks Computing, Inc.  
Copyright © 2014, Unisys  
Copyright © 2019, PTC  
Copyright © 2019-2021, ADLINK Technology Ltd.  
Copyright © 2019-2021, eProsima Inc.  
Copyright © 2021, Kongsberg Defence & Aerospace (KDA)  
Copyright © 2021, Jackrabbitt Consulting, Inc.

Deleted: 2018  
Deleted: 2018  
Deleted: 2014

USE OF SPECIFICATION - TERMS, CONDITIONS & NOTICES

The material in this document details an Object Management Group specification in accordance with the terms, conditions and notices set forth below. This document does not represent a commitment to implement any portion of this specification in any company's products. The information contained in this document is subject to change without notice.

LICENSES

The companies listed above have granted to the Object Management Group, Inc. (OMG) a nonexclusive, royalty-free, paid up, worldwide license to copy and distribute this document and to modify this document and distribute copies of the modified version. Each of the copyright holders listed above has agreed that no person shall be deemed to have infringed the copyright in the included material of any such copyright holder by reason of having used the specification set forth herein or having conformed any computer software to the specification.

Subject to all of the terms and conditions below, the owners of the copyright in this specification hereby grant you a fully-paid up, non-exclusive, nontransferable, perpetual, worldwide license (without the right to sublicense), to use this specification to create and distribute software and special purpose specifications that are based upon this specification, and to use, copy, and distribute this specification as provided under the Copyright Act; provided that: (1) both the copyright notice identified above and this permission notice appear on any copies of this specification; (2) the use of the specifications is for informational purposes and will not be copied or posted on any network computer or broadcast in any media and will not be otherwise resold or transferred for commercial purposes; and (3) no modifications are made to this specification. This limited permission automatically terminates without notice if you breach any of these terms or conditions. Upon termination, you will destroy immediately any copies of the specifications in your possession or control.

PATENTS

Deleted: 2.3

The attention of adopters is directed to the possibility that compliance with or adoption of OMG specifications may require use of an invention covered by patent rights. OMG shall not be responsible for identifying patents for which a license may be required by any OMG specification, or for conducting legal inquiries into the legal validity or scope of those patents that are brought to its attention. OMG specifications are prospective and advisory only. Prospective users are responsible for protecting themselves against liability for infringement of patents.

#### GENERAL USE RESTRICTIONS

Any unauthorized use of this specification may violate copyright laws, trademark laws, and communications regulations and statutes. This document contains information which is protected by copyright. All Rights Reserved. No part of this work covered by copyright herein may be reproduced or used in any form or by any means--graphic, electronic, or mechanical, including photocopying, recording, taping, or information storage and retrieval systems--without permission of the copyright owner.

#### DISCLAIMER OF WARRANTY

WHILE THIS PUBLICATION IS BELIEVED TO BE ACCURATE, IT IS PROVIDED "AS IS" AND MAY CONTAIN ERRORS OR MISPRINTS. THE OBJECT MANAGEMENT GROUP AND THE COMPANIES LISTED ABOVE MAKE NO WARRANTY OF ANY KIND, EXPRESS OR IMPLIED, WITH REGARD TO THIS PUBLICATION, INCLUDING BUT NOT LIMITED TO ANY WARRANTY OF TITLE OR OWNERSHIP, IMPLIED WARRANTY OF MERCHANTABILITY OR WARRANTY OF FITNESS FOR A PARTICULAR PURPOSE OR USE.

IN NO EVENT SHALL THE OBJECT MANAGEMENT GROUP OR ANY OF THE COMPANIES LISTED ABOVE BE LIABLE FOR ERRORS CONTAINED HEREIN OR FOR DIRECT, INDIRECT, INCIDENTAL, SPECIAL, CONSEQUENTIAL, RELIANCE OR COVER DAMAGES, INCLUDING LOSS OF PROFITS, REVENUE, DATA OR USE, INCURRED BY ANY USER OR ANY THIRD PARTY IN CONNECTION WITH THE FURNISHING, PERFORMANCE, OR USE OF THIS MATERIAL, EVEN IF ADVISED OF THE POSSIBILITY OF SUCH DAMAGES.

The entire risk as to the quality and performance of software developed using this specification is borne by you. This disclaimer of warranty constitutes an essential part of the license granted to you to use this specification.

#### RESTRICTED RIGHTS LEGEND

Use, duplication or disclosure by the U.S. Government is subject to the restrictions set forth in subparagraph (c) (1) (ii) of The Rights in Technical Data and Computer Software Clause at DFARS 252.227-7013 or in subparagraph (c)(1) and (2) of the Commercial Computer Software - Restricted Rights clauses at 48 C.F.R. 52.227-19 or as specified in 48 C.F.R. 227-7202-2 of the DoD F.A.R. Supplement and its successors, or as specified in 48 C.F.R. 12.212 of the Federal Acquisition Regulations and its successors, as applicable. The specification copyright owners are as indicated above and may be contacted through the Object Management Group, 109 Highland Avenue, Needham, MA 02494, U.S.A.

#### TRADEMARKS

CORBA®, CORBA logos®, FIBO®, Financial Industry Business Ontology®, FINANCIAL INSTRUMENT GLOBAL IDENTIFIER®, IIOP®, IMM®, Model Driven Architecture®, MDA®, Object Management Group®, OMG®, OMG Logo®, SoaML®, SOAML®, SysML®, UAF®, Unified Modeling Language®, UML®, UML Cube Logo®, VSIPL®, and XMI® are registered trademarks of the Object Management Group, Inc.

For a complete list of trademarks, see: [https://www.omg.org/legal/tm\\_list.htm](https://www.omg.org/legal/tm_list.htm). All other products or company names mentioned are used for identification purposes only, and may be trademarks of their respective owners.

### COMPLIANCE

The copyright holders listed above acknowledge that the Object Management Group (acting itself or through its designees) is and shall at all times be the sole entity that may authorize developers, suppliers and sellers of computer software to use certification marks, trademarks or other special designations to indicate compliance with these materials.

Software developed under the terms of this license may claim compliance or conformance with this specification if and only if the software compliance is of a nature fully matching the applicable compliance points as stated in the specification. Software developed only partially matching the applicable compliance points may claim only that the software was based on this specification, but may not claim compliance or conformance with this specification. In the event that testing suites are implemented or approved by Object Management Group, Inc., software developed using this specification may claim compliance or conformance with the specification only if the software satisfactorily completes the testing suites.

## OMG's Issue Reporting Procedure

All OMG specifications are subject to continuous review and improvement. As part of this process we encourage readers to report any ambiguities, inconsistencies, or inaccuracies they may find by completing the Issue Reporting Form listed on the main web page <https://www.omg.org>, under Documents, Report a Bug/Issue.

**Table of Contents** The Real-time Publish-Subscribe ..... i

**OMG's Issue Reporting Procedure**..... iv

**Preface** ..... vi

**About the Object Management Group** ..... vi

OMG ..... vi

OMG Specifications ..... vi

Typographical Conventions ..... vi

Issues ..... vi

**1 Scope** ..... 3

**2 Conformance** ..... 3

**3 Normative References** ..... 3

**4 Terms and Definitions** ..... 3

**5 Symbols** ..... 3

**6 Additional Information** ..... 5

6.1 Changes to Adopted OMG Specifications ..... 5

6.2 How to Read this Specification ..... 5

6.3 Acknowledgments ..... 5

6.4 Statement of Maturity ..... 7

**7 Overview** ..... 8

7.1 Introduction ..... 8

7.2 Requirements for a DDS Wire-protocol ..... 8

7.3 The RTPS Wire-protocol ..... 9

7.4 The RTPS Platform Independent Model (PIM) ..... 9

7.5 The RTPS Platform Specific Model (PSM) ..... 12

7.6 The RTPS Transport Model ..... 12

**8 Platform Independent Model (PIM)** ..... 14

8.1 Introduction ..... 14

8.2 Structure Module ..... 14

8.3 Messages Module ..... 30

8.4 Behavior Module ..... 66

8.5 Discovery Module ..... 121

8.6 Versioning and Extensibility ..... 135

8.7 Implementing DDS QoS and advanced DDS features using RTPS ..... 135

**9 Platform Specific Model (PSM): UDP/IP** ..... 148

9.1 Introduction ..... 148

9.2 Notational Conventions ..... 148

9.3 Mapping of the RTPS Types ..... 149

9.4 Mapping of the RTPS Messages ..... 157

9.5 Mapping to UDP/IP Transport Messages ..... 181

9.6 Mapping of the RTPS Protocol ..... 181

**10 Serialized Payload Representation** ..... 200

Deleted: 3

Deleted: 7

Deleted: 66

Deleted: 118

Deleted: 132

Deleted: 132

Deleted: 145

Deleted: 145

Deleted: 145

Deleted: 146

Deleted: 154

Deleted: 175

Deleted: 175

Deleted: 191

Deleted: 2.3

10.1	Introduction	200
10.2	SerializedPayloadHeader and Representation Identifier	200
10.3	SerializedPayload for RTPS discovery built-in endpoints	201
10.4	SerializedPayload for other RTPS built-in endpoints	201
10.5	SerializedPayload for user-defined DDS Topics	201
10.6	Example for Built-in Endpoint Data	202
10.7	Example for User-defined Topic Data	204
<b>A</b>	<b>References</b>	<b>206</b>

## Preface

### About the Object Management Group

#### OMG

Founded in 1989, the Object Management Group, Inc. (OMG) is an open membership, not-for-profit computer industry standards consortium that produces and maintains computer industry specifications for interoperable, portable and reusable enterprise applications in distributed, heterogeneous environments. Membership includes Information Technology vendors, end users, government agencies and academia.

OMG member companies write, adopt, and maintain its specifications following a mature, open process. OMG's specifications implement the Model Driven Architecture® (MDA®), maximizing ROI through a full-lifecycle approach to enterprise integration that covers multiple operating systems, programming languages, middleware and networking infrastructures, and software development environments. OMG's specifications include: UML® (Unified Modeling Language™); CORBA® (Common Object Request Broker Architecture); CWM™ (Common Warehouse Metamodel); and industry-specific standards for dozens of vertical markets.

More information on the OMG is available at <https://www.omg.org/>.

#### OMG Specifications

As noted, OMG specifications address middleware, modeling and vertical domain frameworks. All OMG Specifications are available from this URL: <https://www.omg.org/spec/>.

All of OMG's formal specifications may be downloaded without charge from our website. (Products implementing OMG specifications are available from individual suppliers.) Copies of specifications, available in PostScript and PDF format, may be obtained from the Specifications Catalog cited above or by contacting the Object Management Group, Inc. at:

OMG Headquarters  
 109 Highland Avenue  
 Needham, MA 02494  
 USA  
 Tel: +1-781-444-0404  
 Fax: +1-781-444-0320  
 Email: [pubs@omg.org](mailto:pubs@omg.org)

Certain OMG specifications are also available as ISO standards. Please consult <http://www.iso.org>

#### Typographical Conventions

The type styles shown below are used in this document to distinguish programming statements from ordinary English. However, these conventions are not used in tables or headings where no distinction is necessary.

Deleted:	191
Deleted:	191
Deleted:	192
Deleted:	192
Deleted:	192
Deleted:	193
Deleted:	195
Deleted:	197

Deleted:	¶
¶	
¶	
¶	
1 - Scope	→ 9 ¶
2 - Conformance	→ 9 ¶
3 - Normative References	→ 9 ¶
4 - Terms and Definitions	→ 9 ¶
5 - Symbols	→ 9 ¶
6 - Additional Information	→ 10 ¶
6.1 - Changes to Adopted OMG Specifications	→ 11 ¶
6.2 - How to Read this Specification	→ 11 ¶
6.3 - Acknowledgments	→ 11 ¶
6.4 - Statement of Proof of Concept	→ 11 ¶
7 - Overview	→ 13 ¶
7.1 - Introduction	→ 13 ¶
7.2 - Requirements for a DDS Wire-protocol	→ 13 ¶
7.3 - The RTPS Wire-protocol	→ 14 ¶
7.4 - The RTPS Platform Independent Model (PIM)	→ 14 ¶
7.5 - The RTPS Platform Specific Model (PSM)	→ 17 ¶
7.6 - The RTPS Transport Model	→ 17 ¶
8 - Platform Independent Model (PIM)	→ 19 ¶
8.1 - Introduction	→ 19 ¶
8.2 - Structure Module	→ 19 ¶
8.3 - Messages Module	→ 34 ¶
8.4 - Behavior Module	→ 63 ¶
8.5 - Discovery Module	→ 113 ¶
8.6 - Versioning and Extensibility	→ 127 ¶
8.7 - Implementing DDS QoS and advanced DDS features using RTPS	→ 127 ¶
9 - Platform Specific Model (PSM) : UDP/IP	→ 139 ¶
9.1 - Introduction	→ 139 ¶
9.2 - Notational Conventions	→ 139 ¶
9.3 - Mapping of the RTPS Types	→ 140 ¶
9.4 - Mapping of the RTPS Messages	→ 148 ¶
9.5 - Mapping to UDP/IP Transport Messages	→ 164 ¶
9.6 - Mapping of the RTPS Protocol	→ 164 ¶
10 - Serialized Payload Representation	→ 181 ¶
10.1 - Introduction	→ 181 ¶
10.2 - SerializedPayloadHeader and Representation Identifier	→ 181 ¶
10.3 - SerializedPayload for RTPS discovery built-in endpoints	→ 182 ¶
10.4 - SerializedPayload for other RTPS built-in endpoints	→ 182 ¶
10.5 - SerializedPayload for user-defined DDS Topics	→ 182 ¶
10.6 - Example for Built-in Endpoint Data	→ 183 ¶
10.7 - Example for User-defined Topic Data	→ 185 ¶
A - References	→ 187 ¶

Deleted:	2.3
----------	-----

Times/Times New Roman - 10 pt.: Standard body text

**Helvetica/Arial - 10 pt. Bold:** OMG Interface Definition Language (OMG IDL) and syntax elements.

**Courier - 10 pt. Bold:** Programming language elements.

Helvetica/Arial - 10 pt: Exceptions

**Note** – Terms that appear in *italics* are defined in the glossary. Italic text also represents the name of a document, specification, or other publication.

### Issues

The reader is encouraged to report any technical or editing issues/problems with this specification to:  
<https://issues.omg.org/issues/create-new-issue>.

This page intentionally left blank.

Deleted: 2.3

DDSI-RTPS version ~~2.5~~



# 1 Scope

This specification defines an interoperability wire protocol for DDS. Its purpose and scope are to ensure that applications based on different vendors' implementations of DDS can interoperate.

# 2 Conformance

Implementations of this specification must comply with the conformance statements listed in 8.4.2 of this specification.

# 3 Normative References

The following normative documents contain provisions which, through reference in this text, constitute provisions of this specification. For dated references, subsequent amendments to, or revisions of, any of these publications do not apply.

**[\[DDSIRTP25-12 - Inclusion of Message Size & CRC as part of DDSI/RTPS Messages\]](#)**

**[\[DDSIRTP25-34 - Change the CRC-64 polynomial introduced in issue DDSIRTP25-12\]](#)**

- [1] DDS Specification v1.4 (OMG document formal/15-04-10)
- [2] Interface Definition Language (IDL) v4.2 (<https://www.omg.org/spec/IDL>)
- [3] Extensible and Dynamic Topic Types for DDS v1.2 (<https://www.omg.org/spec/DDS-XTypes>)
- [4] Network Time Protocol (Version 3) (IETF RFC 1305, <https://www.ietf.org/rfc/rfc1305.txt>)
- [5] The MD5 Message-Digest Algorithm (IETF RFC 1321, <https://www.ietf.org/rfc/rfc1321.txt>)
- [6] Stream Control Transmission Protocol, Appendix B. CRC32c Checksum Calculation (IETF RFC 4960, <https://tools.ietf.org/html/rfc4960>)
- [7] AUTOSAR Classic Platform release R20-11, Specification of CRC Routines, [https://www.autosar.org/fileadmin/user\\_upload/standards/classic/20-11/AUTOSAR\\_SWS\\_CRCLibrary.pdf](https://www.autosar.org/fileadmin/user_upload/standards/classic/20-11/AUTOSAR_SWS_CRCLibrary.pdf)

# 4 Terms and Definitions

For the purposes of this specification, the terms and definitions given in the normative references apply.

# 5 Symbols

- CDR Common Data Representation
- DDS Data Distribution Service
- EDP Endpoint Discovery Protocol
- GUID Globally Unique Identifier
- PDP Participant Discovery Protocol
- PIM Platform Independent Model
- PSM Platform Specific Model
- RTPS Real-Time Publish-Subscribe
- SEDP Simple Endpoint Discovery Protocol

Deleted: 1



**Deleted:** Information technology — Telecommunications and information exchange between systems — High-level data link control (HDLC) procedures (ISO/IEC 13239:2002, <https://www.iso.org/standard/37010.html>)

Deleted: 2.3

This page intentionally left blank.

Deleted: 2.3

DDSI-RTPS version ~~2.5~~

## 6 Additional Information

### 6.1 Changes to Adopted OMG Specifications

This specification does not change any adopted OMG specifications. It forms a supplement to the OMG DDS specification (see <https://www.omg.org/spec/DDS/1.4/>).

### 6.2 How to Read this Specification

This specification defines the DDS Interoperability Protocol. Readers not familiar with DDS will benefit from first reading the DDS specification.

For a very high-level overview of RTPS (Real-Time Publish-Subscribe) and a brief description of the structure of this document, please refer to the Introduction. Subsequent clauses cover RTPS in much greater detail.

While providing both a PIM (Platform Independent Model) and a PSM (Platform Specific Model) contributed to the size of this document, this approach also enables a selective reader to easily pick the sub clauses of interest:

- Readers who are new to RTPS can start by reading the Structure and Messages Modules of the PIM. These Modules provide an overview of the RTPS protocol actors, how they relate to DDS Entities, what RTPS messages exist and how they are structured.
- Readers who would like to explore the RTPS message exchange protocol can read the first part of the Behavior Module. RTPS is a fairly flexible protocol and allows implementations to customize their behavior depending on how much 'state' they wish to keep on remote Endpoints. The first part of the Behavior Module lists the general requirements any compliant implementation of RTPS must satisfy to remain interoperable with other implementations.
- The second part of the Behavior Module defines two reference implementations. One reference implementation maintains full state on remote Endpoints, the other none. This sub clause may be of interest to readers who want a more detailed understanding of the RTPS message exchange protocol, but it could easily be skipped by first-time readers.
- Readers interested in how RTPS handles dynamic discovery of remote Endpoints are referred to the stand-alone Discovery Module.
- For readers planning on implementing RTPS or defining a new PSM, the PSM Clause contains a detailed discussion on how the RTPS PIM is mapped to the UDP/IP PSM.
- Finally, the clause on data representation defines various data representation mechanisms for use with RTPS.

### 6.3 Acknowledgments

#### DDSI RTP25-6 - Update Acknowledgements, Copyright and Statement of Proof

The following individuals and companies submitted content that was incorporated into this specification:

- Real-Time Innovations, Inc.
- THALES
- PrismTech

First OMG specification. Version 2.0-beta (2006) contributors:

- (lead) Gerardo Pardo-Castellote, Ph.D., Real-Time Innovations. [gerardo.pardo AT rti.com](mailto:gerardo.pardo@rti.com)
- Virginie Watine, THALES, [virginie.watine AT thalesgroup.com](mailto:virginie.watine@thalesgroup.com)

DDSI-RTPS version 2.5

Deleted: ¶

¶

Deleted: The following companies submitted and/or supported parts of this specification:

Deleted: 2.3

¶

- [Hans Van't Haag, PrismTech Ltd.](#)

Revision 2.0 (2007) finalization Task Force members and participants:

- [Gerardo Pardo-Castellote, Ph.D., Real-Time Innovations. gerardo.pardo AT rti.com](#)
- [Carlo Cloet, Real-Time Innovations. carlo AT rti.com](#)
- [Ken Brophy, Real-Time Innovations. ken AT rti.com](#)
- [Virginie Watine, THALES, virginie.watine AT thalesgroup.com](#)
- [Hans Van't Haag, PrismTech Ltd.](#)
- [Angelo Corsaro, Ph.D., SELEX SI. acorsaro AT selex-si.com](#)
- [Charles Fudge, NSWC Dalghren, charles.fudge AT navy.mil](#)
- [Char Wales, MITRE, charwing AT mitre.org](#)
- [Victor Giddings, Objective Interface Systems, victor.giddings AT ois.com](#)

Revision 2.1 (2008) Task Force members and participants:

- [Gerardo Pardo-Castellote, Ph.D., Real-Time Innovations. gerardo.pardo AT rti.com](#)
- [Ken Brophy, Real-Time Innovations. ken AT rti.com](#)
- [Virginie Watine, THALES, virginie.watine AT thalesgroup.com](#)
- [Hans Van't Haag, PrismTech Ltd.](#)
- [Angelo Corsaro, Ph.D., SELEX SI. angelo.corsaro AT selex.com](#)
- [Charles Fudge, NSWC Dalghren, charles.fudge AT navy.mil](#)
- [Char Wales, MITRE, charwing AT mitre.org](#)
- [Victor Giddings, Objective Interface Systems, victor.giddings AT ois.com](#)

Revision 2.2 (2014) Task Force members and participants:

- (chair) [Gerardo Pardo-Castellote, Ph.D., Real-Time Innovations. gerardo.pardo AT rti.com](#)
- [Tetsuo Kotoku, AIST, t.kotoku AT aist.go.jp](#)
- [Mathew Hause, Atego](#)
- [Ken Rode, Gallium Kongsberg, krode AT gallium.com](#)
- [Ron Townsend, General Dynamics, Ronald.Townsen AT gd-ms.com](#)
- [Char Wales, MITRE, charwing AT mitre.org](#)
- [Charles Fudge, NSWC Dalghren, charles.fudge AT navy.mil](#)
- [Adam Mitz, Object Computing Incorporated, mitza AT objectcomputing.com](#)
- [Victor Giddings, Objective Interface Systems, victor.giddings AT ois.com](#)
- [Angelo Corsaro, Ph.D., PrismTech, angelo.corsaro AT prismtech.com](#)
- [Johnny Willemsen, Remedy IT, jwillemsen AT remedy.nl](#)
- [Virginie Watine, THALES, virginie.watine AT thalesgroup.com](#)
- [Clark Tucker, Twin Oaks Computing, ctucker AT twinoakscomputing.com](#)
- [Doug Tolberg, Unisys, Doug.Tolbert AT unisys.com](#)

Revision 2.3 (2019) Task Force members and participants:

- (chair) [Gerardo Pardo-Castellote, Ph.D., Real-Time Innovations. gerardo.pardo AT rti.com](#)

Deleted: 2.3

- [Charles Fudge, NSWC Dalghren, charles.fudge AT navy.mil](mailto:charles.fudge@navy.mil)
- [Virginie Watine, THALES, virginie.watine AT thalesgroup.com](mailto:virginie.watine@thalesgroup.com)
- [Hakim Souami, THALES, hakim.souami AT thalesgroup.com](mailto:hakim.souami@thalesgroup.com)
- [Johnny Willemsen, Remedy IT, jwillemsen AT remedy.nl](mailto:jwillemsen@remedy.nl)
- [Erik Hendriks, ADLINK Technology Ltd., erik.hendriks AT adlinktech.com](mailto:erik.hendriks@adlinktech.com)
- [Adam Mitz, Object Computing Incorporated, mitza AT objectcomputing.com](mailto:mitza@objectcomputing.com)
- [Mathew Hause, PTC, mhause AT ptc.com](mailto:mhause@ptc.com)
- [Clark Tucker, Twin Oaks Computing, ctucker AT twinoakscomputing.com](mailto:ctucker@twinoakscomputing.com)
- [Char Wales, MITRE, charwing AT mitre.org](mailto:charwing@mitre.org)
- [Angelo Corsaro, Ph.D., ADLINK Technology Ltd., angelo.corsaro AT adlinktech.com](mailto:angelo.corsaro@adlinktech.com)
- [Jaime Martin-Losa, eProsimia, JaimeMartin AT eprosimia.com](mailto:JaimeMartin@eprosima.com)

Revision 2.4 Task Force members and participants:

- [This revision number was skipped](#)

Revision 2.5 (2020) Task Force members and participants:

- (chair) [Gerardo Pardo-Castellote, Ph.D., Real-Time Innovations, gerardo.pardo AT rti.com](mailto:gerardo.pardo@rti.com)
- [Charles Fudge, NSWC Dalghren, charles.fudge AT navy.mil](mailto:charles.fudge@navy.mil)
- [Erik Hendriks, ADLINK Technology Ltd., erik.hendriks AT adlinktech.com](mailto:erik.hendriks@adlinktech.com)
- [Adam Mitz, Object Computing Incorporated, mitza AT objectcomputing.com](mailto:mitza@objectcomputing.com)
- [Clark Tucker, Twin Oaks Computing, ctucker AT twinoakscomputing.com](mailto:ctucker@twinoakscomputing.com)
- [Ornulf Staff, Kongsberg Defence & Aerospace, Ornulf.Staff AT kongsberg.com](mailto:Ornulf.Staff@kongsberg.com)
- [Char Wales, MITRE, charwing AT mitre.org](mailto:charwing@mitre.org)
- [Syltinsy Jenkins, MITRE, spjenkins AT mitre.org](mailto:spjenkins@mitre.org)
- [Jaime Martin-Losa, eProsimia, JaimeMartin AT eprosimia.com](mailto:JaimeMartin@eprosima.com)
- [Nick Stavros, Ph.D., Jackrabbitt Consulting, nick AT drstavros.com](mailto:nick@drstavros.com)

## 6.4 Statement of **Maturity**

### DDSI RTPS 2.5 - Update Acknowledgements, Copyright and Statement of Proof

The protocol specified in this proposal has proven its performance and applicability to data-distribution systems.

The protocol has had more than a dozen independent implementations, both commercial and open source. These products had been deployed in hundreds of thousands of applications worldwide in the 14 years since this specification was initially adopted.

The OMG has performed interoperability demonstrations among many different implementations, including the DDS/RTPS implementations from Real-Time Innovations (Connex DDS and Connex DDS Micro), ADLink (OpenSplice DDS, Vortex Cafe, and CycloneDDS), TwinOaks Computing (CoreDX DDS), Kongsberg (InterComm DDS), Object Computing Incorporated (OpenDDS), and eProsimia (FastRTPS).

**Deleted: Proof of Concept**

**Deleted:** The protocol specified in this proposal has proven its performance and applicability to data-distribution systems. The protocol is the one used by Real-Time Innovation's implementation of DDS which had been deployed in hundreds of applications worldwide in the 5 years prior to this specification being initially adopted.¶  
 The protocol in this document also forms part of the IEC Real-Time Industrial Ethernet Suite IEC-PAS-62030 IEC standard, showing its applicability to the demanding real-time and resource-constrained industrial-control environment.¶  
 ¶ The protocol has been independently implemented by other middleware providers such as Schneider Electric and the University of Prague, proving the completeness and self-consistency of the specification.¶

**Deleted: 2.3**

## 7 Overview

### 7.1 Introduction

The recently-adopted Data-Distribution Service specification defines an Application Level Interface and behavior of a Data-Distribution Service (DDS) that supports Data-Centric Publish-Subscribe (DCPS) in real-time systems. The DDS specification used a Model-Driven Architecture (MDA) approach to precisely describe the Data-Centric communications model specifically:

- How the application models the data it wishes to send and receive.
- How the application interacts with the DCPS middleware and specifies the data it wishes to send and receive as well as the quality of service (QoS) requirements.
- How data is sent and received (relative to the QoS requirements).
- How the applications access the data.
- The kinds of feedback the application gets from the state of the middleware.

The DDS specification also includes a platform specific mapping to IDL and therefore an application using DDS is able to switch among DDS implementations with only a re-compile. DDS therefore addresses ‘application portability.’

The DDS specification does not address the protocol used by the implementation to exchange messages over transports such as TCP/UDP/IP, so different implementations of DDS will not interoperate with each other unless vendor-specific “bridges” are provided. The situation is therefore similar to that of other messaging API standards such as JMS.

With the increasing adoption of DDS in large distributed systems, it is desirable to define a standard “wire protocol” that allows DDS implementations from multiple vendors to interoperate. The desired “DDS wire protocol” should be capable of taking advantage of the QoS settings configurable by DDS to optimize its use of the underlying transport capabilities. In particular, the desired wire protocol must be capable of exploiting the multicast, best-effort, and connectionless nature of many of the DDS QoS settings.

### 7.2 Requirements for a DDS Wire-protocol

In network communications, as in many other fields of engineering, it is a fact that “one size does not fit all.” Engineering design is about making the right set of trade-offs, and these trade-offs must balance conflicting requirements such as generality, ease of use, richness of features, performance, memory size and usage, scalability, determinism, and robustness. These trade-offs must be made in light of the types of information flow (e.g., periodic vs. bursty, state-based vs. event-based, one-to-many vs. request-reply, best-effort vs. reliable, small data-values vs. large files, etc.), and the constraints imposed by the application and execution platforms. Consequently, many successful protocols have emerged such as HTTP, SOAP, FTP, DHCP, DCE, RTP, DCOM, and CORBA. Each of these protocols fills a niche, providing well-tuned functionality for specific purposes or application domains.

The basic communication model of DDS is one of unidirectional data exchange where the applications that publish data “push” the relevant data updates to the local caches of co-located subscribers to the data. This information flow is regulated by QoS contracts implicitly established between the DataWriters and the DataReaders. The DataWriter specifies its QoS contract at the time it declares its intent to publish data and the DataReader does it at the time it declares its intent to subscribe to data. The communication patterns typically include many-to-many style configurations. Of primary concern to applications deploying DDS technology is that the information is distributed in an efficient manner with minimal overhead. Another important requirement is the need to scale to hundreds or thousands of subscribers in a robust fault-tolerant manner.

The DDS specification prescribes the presence of a built-in discovery service that allows publishers to dynamically discover the existence of subscribers and vice-versa and performs this task continuously without the need to contact any name servers.

Deleted: 2.3

The DDS specification also prescribes that the implementations should not introduce any single points of failure. Consequently, protocols must not rely on centralized name servers or centralized information brokers.

The large scale, loosely-coupled, dynamic nature of applications deploying DDS and the need to adapt to emerging transports require certain flexibility on the data-definition and protocol such that each can be evolved while preserving backwards compatibility with already deployed systems.

### 7.3 The RTPS Wire-protocol

The Real-Time Publish Subscribe (RTPS) protocol found its roots in industrial automation and was in fact approved by the IEC as part of the Real-Time Industrial Ethernet Suite IEC-PAS-62030. It is a field proven technology that is currently deployed worldwide in thousands of industrial devices.

RTPS was specifically developed to support the unique requirements of data-distributions systems. As one of the application domains targeted by DDS, the industrial automation community defined requirements for a standard publish- subscribe wire-protocol that closely match those of DDS. As a direct result, a close synergy exists between DDS and the RTPS wire-protocol, both in terms of the underlying behavioral architecture and the features of RTPS.

The RTPS protocol is designed to be able to run over multicast and connectionless best-effort transports such as UDP/IP. The main features of the RTPS protocol include:

- Performance and quality-of-service properties to enable best-effort and reliable publish-subscribe communications for real-time applications over standard IP networks.
- Fault tolerance to allow the creation of networks without single points of failure.
- Extensibility to allow the protocol to be extended and enhanced with new services without breaking backwards compatibility and interoperability.
- Plug-and-play connectivity so that new applications and services are automatically discovered and applications can join and leave the network at any time without the need for reconfiguration.
- Configurability to allow balancing the requirements for reliability and timeliness for each data delivery.
- Modularity to allow simple devices to implement a subset of the protocol and still participate in the network.
- Scalability to enable systems to potentially scale to very large networks.
- Type-safety to prevent application programming errors from compromising the operation of remote nodes.

The above features make RTPS an excellent match for a DDS wire-protocol. Given its publish-subscribe roots, this is not a coincidence, as RTPS was specifically designed for meeting the types of requirements set forth by the DDS application domain.

This specification defines the message formats, interpretation, and usage scenarios that underlie all messages exchanged by applications that use the RTPS protocol.

### 7.4 The RTPS Platform Independent Model (PIM)

The RTPS protocol is described in terms of a Platform Independent Model (PIM) and a set of PSMs.

The RTPS PIM contains four modules: Structure, Messages, Behavior, and Discovery. The Structure module defines the communication endpoints. The Messages module defines the set of messages that those endpoints can exchange. The Behavior module defines sets of legal interactions (message exchanges) and how they affect the state of the communication endpoints. In other words, the Structure module defines the protocol “actors,” the Messages module the set of “grammatical symbols,” and the Behavior module the legal grammar and semantics of the different conversations. The Discovery module defines how entities are automatically discovered and configured.

Deleted: 2.3

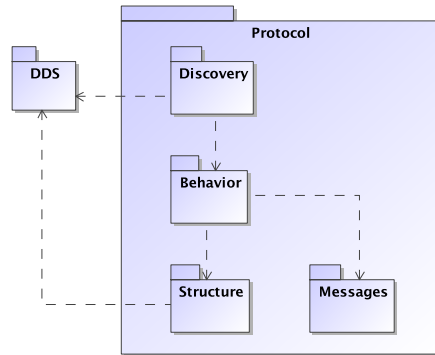


Figure 7.1 - RTPS Modules

In the PIM, the messages are defined in terms of their semantic content. This PIM can then be mapped to various Platform-Specific Models (PSMs) such as plain UDP or CORBA-events.

### 7.4.1 The Structure Module

Given its publish-subscribe roots, RTPS maps naturally to many DDS concepts. This specification uses many of the same core entities used in the DDS specification. As illustrated in Figure 7.2, all RTPS entities are associated with an RTPS domain, which represents a separate communication plane that contains a set of **Participants**. A Participant contains **Groups** which contain local **Endpoints**. There are two kinds of endpoints: **Readers** and **Writers**. Readers and Writers are the actors that communicate information by sending RTPS messages. Writers inform of the presence and send locally available data on the **Domain** to the **Readers** which can request and acknowledge the data.

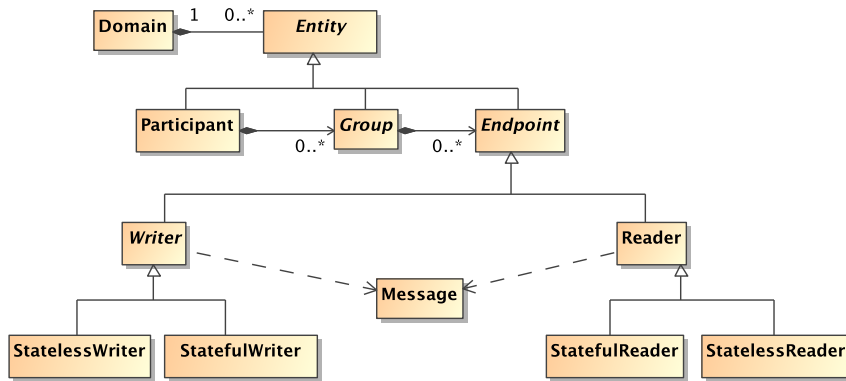


Figure 7.2 - RTPS Structure Module

The Actors in the RTPS Protocol are in one-to-one correspondence with the DDS Entities that are the reason for the communication to occur. This is illustrated in Figure 7.3.

Deleted: 2.3



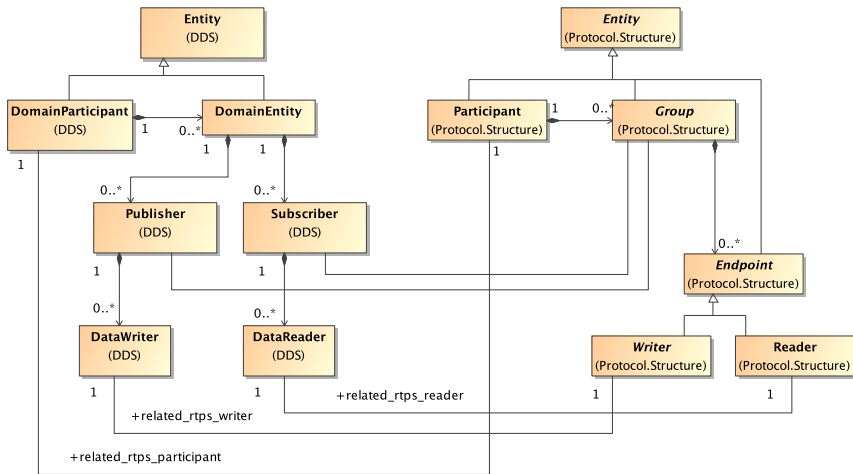


Figure 7.3 - Correspondence between RTPS and DDS Entries

The Structure module is described in 8.2.

### 7.4.2 The Messages Module

#### DDSI RTPS-12 - Inclusion of Message Size & CRC as part of DDSI/RTPS Messages

The messages module defines the content of the atomic information exchanges between RTPS Writers and Readers. Messages are composed of a **Header** followed by a number of Submessages, as illustrated in Figure 7.4. Each Submessage is built from a series of Submessage elements. This structure is chosen to allow the vocabulary of Submessages and the composition of each Submessage to be extended while maintaining backward compatibility. The HeaderExtension is a special Submessage that may optionally appear immediately following the Header.

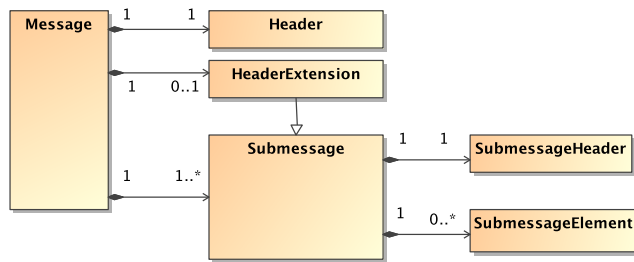
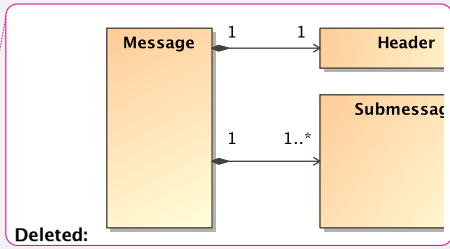


Figure 7.4 - RTPS Messages Module

The Messages module is discussed at length in 8.3.

Deleted: h



Deleted:

Deleted: 2.3

### 7.4.3 The Behavior Module

The Behavior module describes the allowed sequences of messages that can be exchanged between RTPS Writers and Readers as well as the timings and changes in the state of the Writer and the Reader caused by each message.

The required behavior for interoperability is described in terms of a minimum set of rules that an implementation must follow in order to be interoperable. Actual implementations may exhibit different behavior beyond these minimum requirements, depending on how they wish to trade-off scalability, memory requirements, and bandwidth usage.

To illustrate this concept, the Behavior module defines two reference implementations. One reference implementation is based on **StatefulWriters** and **StatefulReaders**, the other on **StatelessWriters** and **StatelessReaders**, as illustrated in Figure 7.2 - RTPS Structure Module. Both reference implementations satisfy the minimum requirements for interoperability, and are therefore interoperable, but exhibit slightly different behavior due to the difference in information they store on matching remote entities. The behavior of an actual implementation of the RTPS protocol may be an exact match or a combination of that of the reference implementations.

The Behavior module is described in 8.4.

### 7.4.4 The Discovery Module

The Discovery module describes the protocol that enables **Participants** to obtain information about the existence and attributes of all the other **Participants** and **Endpoints** in the **Domain**. This *metatraffic* enables every **Participant** to obtain a complete picture of all **Participants**, **Readers** and **Writers** in the **Domain** and configure the local Writers to communicate with the remote Readers and the local Readers to communicate with the remote Writers.

Discovery is a separate module. The unique needs of Discovery, namely the transparent plug-and-play dissemination of all the information needed to associate matching Writers and Readers make it unlikely that a single architecture or protocol can fulfill the extremely variable scalability, performance, and embeddability needs of the various heterogeneous networks where DDS will be deployed. Henceforth, it makes sense to introduce several discovery mechanisms ranging from the simple and efficient (but not very scalable), to a more complex hierarchical (but more scalable) mechanism.

The Discovery module is described in 8.5.

## 7.5 The RTPS Platform Specific Model (PSM)

A Platform Specific Model maps the RTPS PIM to a specific underlying platform. It defines the precise representation in bits and bytes of all RTPS Types and Messages and any other information specific to the platform.

Multiple PSMs may be supported, but all implementations of DDS must at least implement the PSM on top of UDP/IP, which is presented in Clause 9.

## 7.6 The RTPS Transport Model

RTPS supports a wide variety of transports and transport QoS. The protocol is designed to be able to run on multicast and best-effort transports, such as UDP/IP and requires only very simple services from the transport. In fact, it is sufficient that the transport offers a connectionless service capable of sending packets best-effort. That is, the transport need not guarantee each packet will reach its destination or that packets are delivered in-order. Where required, RTPS implements reliability in the transfer of data and state above the transport interface. This does not preclude RTPS from being implemented on top of a reliable transport. It simply makes it possible to support a wider range of transports.

Deleted: 2.3

If available, RTPS can also take advantage of the multicast capabilities of the transport mechanism, where one message from a sender can reach multiple receivers. RTPS is designed to promote determinism of the underlying communication mechanism. The protocol provides an open trade-off between determinism and reliability.

[\[DDSIRTP25-12 - Inclusion of Message Size & CRC as part of DDSI/RTPS Messages\]](#)  
[\[DDSIRTP25-17 – Editorial corrections\]](#)

The general requirements RTPS poses on the underlying transport can be summarized as follows:

- The transport has a generalized notion of a unicast address (shall fit within 16 bytes).
- The transport has a generalized notion of a port (shall fit within 4 bytes), e.g., could be a UDP port, an offset in a shared memory segment, etc.
- The transport can send a datagram (uninterpreted sequence of octets) to a specific address/port.
- The transport can receive a datagram at a specific address/port.
- The transport will drop messages if incomplete or corrupted during transfer (i.e., RTPS assumes messages are complete and not corrupted).

Deleted:

Deleted: <#>The transport provides a means to deduce the size of the received message.

Deleted: <#>

This page intentionally left blank.

Deleted: 2.3

## 8 Platform Independent Model (PIM)

### 8.1 Introduction

This clause defines the Platform Independent Model (PIM) for the RTPS protocol. Subsequent clauses map the PIM to a variety of platforms, the most fundamental one being native UDP packets.

The PIM describes the protocol in terms of a “virtual machine.” The structure of the virtual machine is built from the classes described in 8.2, which include Writer and Reader endpoints. These endpoints communicate using the messages described in 8.3. Sub clause 8.4 describes the behavior of the virtual machine, i.e., what message exchanges take place between the endpoints. It lists the requirements for interoperability and defines two reference implementations using state- diagrams. Sub clause 8.5 defines the discovery protocol used to configure the virtual machine with the information it needs to communicate with its remote peers. Sub clause 8.6 describes how the protocol can be extended for future needs. Finally, 8.7 describes how to implement DDS QoS and some advanced DDS features using RTPS.

The only purpose of introducing the RTPS virtual machine is to describe the protocol in a complete and unambiguous manner. This description is not intended to constrain the internal implementation in any way. The only criteria for a compliant implementation is that the externally-observable behavior satisfies the requirements for interoperability. In particular, an implementation could be based on other classes and could use programming constructs other than state- machines to implement the RTPS protocol.

### 8.2 Structure Module

This sub clause describes the structure of the RTPS entities that are the communication actors. The main classes used by the RTPS protocol are shown in Figure 8.1.

#### 8.2.1 Overview

RTPS entities are the protocol-level endpoints used by the application-visible DDS entities in order to communicate with each other.

Each RTPS *Entity* is in a one-to-one correspondence with a DDS Entity. The *HistoryCache* forms the interface between the DDS Entities and their corresponding RTPS Entities. For example, each write operation on a DDS DataWriter adds a *CacheChange* to the *HistoryCache* of its corresponding RTPS *Writer*. The RTPS *Writer* subsequently transfers the *CacheChange* to the *HistoryCache* of all matching RTPS *Readers*. On the receiving side, the DDS DataReader is notified by the RTPS *Reader* that a new *CacheChange* has arrived in the *HistoryCache*, at which point the DDS DataReader may choose to access it using the DDS read or take API.

Deleted: 2.3

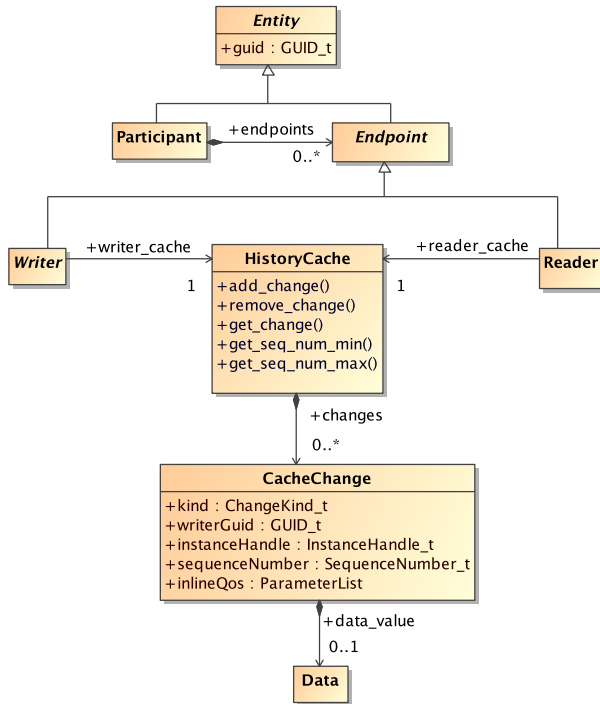


Figure 8.1 - RTPS Structure Module

This sub clause provides an overview of the main classes used by the RTPS virtual machine and the types used to describe their attributes. Subsequent sub clauses describe each class in detail.

### 8.2.1.1 Summary of the classes used by the RTPS virtual machine

All RTPS entities derive from the RTPS *Entity* class. Table 8.1 lists the classes used by the RTPS virtual machine.

Table 8.1 - Overview of RTPS Entities and Classes

RTPS Entities and Classes	
Class	Purpose
Entity	Base class for all RTPS entities. RTPS <i>Entity</i> represents the class of objects that are visible to other RTPS Entities on the network. As such, RTPS <i>Entity</i> objects have a globally-unique identifier (GUID) and can be referenced inside RTPS messages.
Endpoint	Specialization of RTPS <i>Entity</i> representing the objects that can be communication endpoints. That is, the objects that can be the sources or destinations of RTPS messages.
Participant	Container of all RTPS entities that share common properties and are located in a single address space.

Deleted: 2.3

Writer	Specialization of RTPS <i>Endpoint</i> representing the objects that can be the sources of messages communicating <i>CacheChanges</i> .
Reader	Specialization of RTPS <i>Endpoint</i> representing the objects that can be used to receive messages communicating <i>CacheChanges</i> .
HistoryCache	Container class used to temporarily store and manage sets of changes to data-objects. On the Writer side it contains the history of the changes to data-objects made by the Writer. It is not necessary that the full history of all changes ever made is maintained. Rather what is needed is the partial history required to service existing and future matched RTPS <i>Reader</i> endpoints. The partial history needed depends on the DDS QoS and the state of the communications with the matched Reader endpoints. On the Reader side it contains the history of the changes to data-objects made by the matched RTPS <i>Writer</i> endpoints. It is not necessary that the full history of all changes ever received is maintained. Rather what is needed is a partial history containing the superposition of the changes received from the matched writers as needed to satisfy the needs of the corresponding DDS DataReader. The rules for this superposition and the amount of partial history required depend on the DDS QoS and the state of the communication with the matched RTPS Writer endpoints.
CacheChange	Represents an individual change made to a data-object. Includes the creation, modification, and deletion of data-objects.
Data	Represents the data that may be associated with a change made to a data-object.

### 8.2.1.2 Summary of the types used to describe RTPS Entities and Classes

The Entities and Classes used by the virtual machine each contain a set of attributes. The types of the attributes are summarized in Table 8.2.

#### DDSI RTPS 2.5 - Discriminating the reasons for a GAP

Table 8.2 - Types of the attributes that appear in the RTPS Entities and Classes

Types used within the RTPS Entities and Classes	
Attribute type	Purpose
GUID_t	Type used to hold globally-unique RTPS-entity identifiers. These are identifiers used to uniquely refer to each RTPS Entity in the system. Must be possible to represent using 16 octets. The following values are reserved by the protocol: GUID_UNKNOWN
GuidPrefix_t	Type used to hold the prefix of the globally-unique RTPS-entity identifiers. The GUIDs of entities belonging to the same participant all have the same prefix (see 8.2.4.3). Must be possible to represent using 12 octets. The following values are reserved by the protocol: GUIDPREFIX_UNKNOWN
EntityId_t	Type used to hold the suffix part of the globally-unique RTPS-entity identifiers. The <i>EntityId_t</i> uniquely identifies an <i>Entity</i> within a <i>Participant</i> . Must be possible to represent using 4 octets. The following values are reserved by the protocol: ENTITYID_UNKNOWN. Additional pre-defined values are defined by the Discovery module in 8.5

Deleted: 2.3

SequenceNumber_t	Type used to hold sequence numbers. Must be possible to represent using 64 bits. The following values are reserved by the protocol: SEQUENCENUMBER_UNKNOWN
Locator_t	Type used to represent the addressing information needed to send a message to an RTPS <i>Endpoint</i> using one of the supported transports. Should be able to hold a discriminator identifying the kind of transport, an address, and a port number. It must be possible to represent the discriminator and port number using 4 octets each, the address using 16 octets. The following values are reserved by the protocol: LOCATOR_INVALID LOCATOR_KIND_INVALID LOCATOR_KIND_RESERVED LOCATOR_KIND_UDPv4 LOCATOR_KIND_UDPv6 LOCATOR_ADDRESS_INVALID LOCATOR_PORT_INVALID
TopicKind_t	Enumeration used to distinguish whether a Topic has defined some fields within to be used as the 'key' that identifies data-instances within the Topic. See the DDS specification for more details on keys. The following values are reserved by the protocol: NO_KEY WITH_KEY
ChangeKind_t	Enumeration used to distinguish the kind of change that was made to a data-object. Includes changes to the data or the instance state of the data-object. It can take the values: ALIVE, ALIVE_FILTERED, NOT_ALIVE_DISPOSED, NOT_ALIVE_UNREGISTERED
<u>ChangeCount_t</u>	<u>Type used to hold a counter representing the number of <i>HistoryCache</i> changes that belong to a certain category. For example, the number of changes that have been filtered for an RTPS <i>Reader</i> endpoint.</u>
ReliabilityKind_t	Enumeration used to indicate the level of the reliability used for communications. It can take the values: BEST_EFFORT, RELIABLE.
InstanceHandle_t	Type used to represent the identity of a data-object whose changes in value are communicated by the RTPS protocol.
ProtocolVersion_t	Type used to represent the version of the RTPS protocol. The version is composed of a major and a minor version number. See also 8.6. The following values are reserved by the protocol: PROTOCOLVERSION PROTOCOLVERSION_1_0 PROTOCOLVERSION_1_1 PROTOCOLVERSION_2_0 PROTOCOLVERSION_2_1 PROTOCOLVERSION_2_2 PROTOCOLVERSION_2_4 PROTOCOLVERSION is an alias for the most recent version, in this case PROTOCOLVERSION_2_4

Deleted: 2.3

VendorId_t	Type used to represent the vendor of the service implementing the RTPS protocol. The possible values for the <i>vendorId</i> are assigned by the OMG. The following values are reserved by the protocol: VENDORID_UNKNOWN
------------	--

### 8.2.1.3 Configuration attributes of the RTPS Entities

RTPS entities are configured by a set of attributes. Some of these attributes map to the QoS policies set on the corresponding DDS entities. Other attributes represent parameters that allow tuning the behavior of the protocol to specific transport and deployment situations. Additional attributes encode the state of the RTPS *Entity* and are not used to configure the behavior.

The attributes used to configure a subset of the RTPS Entities are shown in Figure 8.2. The attributes to configure *Writer* and *Reader* Entities are closely tied to the protocol behavior and will be introduced in 8.4.

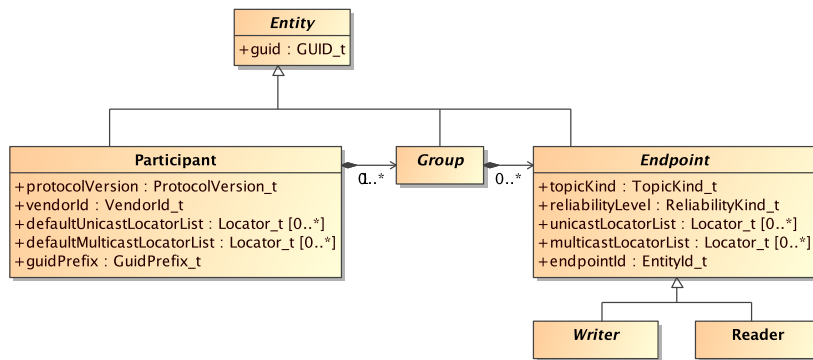


Figure 8.2 - Attributes used to configure the main RTPS Entities

The remainder of this sub clause describes each of the RTPS entities in more detail.

### 8.2.2 The RTPS HistoryCache

The *HistoryCache* is part of the interface between DDS and RTPS and plays different roles on the reader and the writer side.

On the writer side, the *HistoryCache* contains the partial history of changes to data-objects made by the corresponding DDS *Writer* that are needed to service existing and future matched RTPS *Reader* endpoints. The partial history needed depends on the DDS QoS and the state of the communications with the matched RTPS *Reader* endpoints.

On the reader side, it contains the partial superposition of changes to data-objects made by all the matched RTPS *Writer* endpoints.

The word “partial” is used to indicate that it is not necessary that the full history of all changes ever made is maintained. Rather what is needed is the subset of the history needed to meet the behavioral needs of the RTPS protocol and the QoS needs of the related DDS entities. The rules that define this subset are defined by the RTPS protocol and depend both on the state of the communications protocol and on the QoS of the related DDS entities.

Deleted: 2.3



The **HistoryCache** is part of the interface between DDS and RTPS. In other words, both the RTPS entities and their related DDS entities are able to invoke the operations on their associated **HistoryCache**.

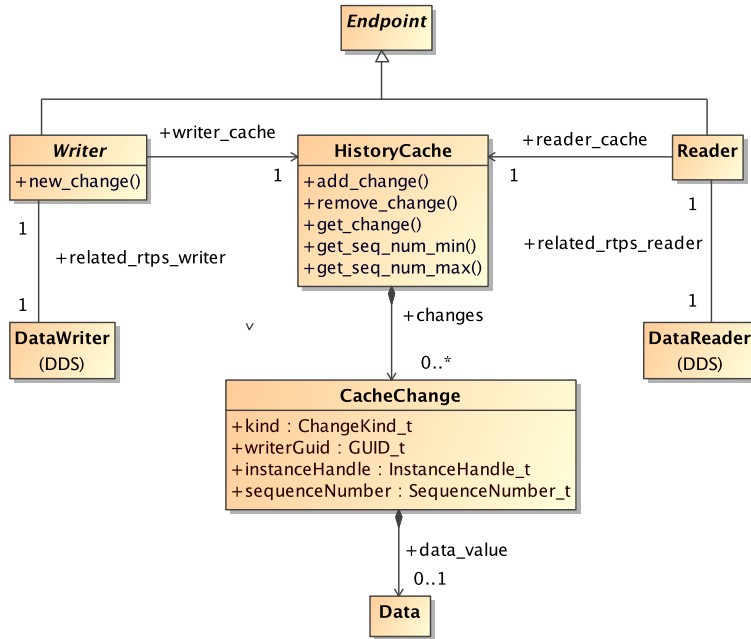


Figure 8.3 - RTPS HistoryCache

The **HistoryCache** attributes are listed in Table 8.3.

Table 8.3 – RTPS HistoryCache Attributes

RTPS HistoryCache			
attribute	type	meaning	relation to DDS
changes	CacheChange[*]	The list of CacheChanges contained in the HistoryCache.	N/A.

The RTPS entities and the related DDS entities interact with the **HistoryCache** using the operations in Table 8.4.

Table 8.4 - RTPS HistoryCache operations

RTPS HistoryCache Operations		
operation name	parameter list	parameter type
new	<return value>	HistoryCache

Deleted: 2.3

add_change	<return value>	void
	a_change	CacheChange
remove_change	<return value>	void
	a_change	CacheChange
get_seq_num_min	<return value>	SequenceNumber_t
get_seq_num_max	<return value>	SequenceNumber_t

The following sub clauses provide details on the operations.

### 8.2.2.1 new

This operation creates a new RTPS *HistoryCache*. The newly-created history cache is initialized with an empty list of changes.

### 8.2.2.2 add\_change

This operation inserts the *CacheChange a\_change* into the *HistoryCache*.

This operation will only fail if there are not enough resources to add the change to the *HistoryCache*. It is the responsibility of the DDS service implementation to configure the *HistoryCache* in a manner consistent with the DDS Entity RESOURCE\_LIMITS QoS and to propagate any errors to the DDS-user in the manner specified by the DDS specification.

This operation performs the following logical steps:

```
ADD a_change TO this.changes;
```

### 8.2.2.3 remove\_change

#### DDSI RTPS-2 - Discriminating the reasons for a GAP

This operation indicates that a previously-added *CacheChange* should be removed from the *HistoryCache* and the details regarding the *CacheChange* need not be maintained in the *HistoryCache*. The determination of which changes should be removed from the cache is made based on the QoS associated with the related DDS entity and on the acknowledgment status of the *CacheChange*. This is described in 8.4.1.

- Deleted: has become irrelevant
- Deleted:
- Deleted: irrelevance

This operation performs the following logical steps:

```
REMOVE a_change FROM this.changes;
```

### 8.2.2.4 get\_seq\_num\_min

This operation retrieves the smallest value of the *CacheChange::sequenceNumber* attribute among the *CacheChange* stored in the *HistoryCache*. This operation performs the following logical steps:

```
min_seq_num := MIN { change.sequenceNumber WHERE (change IN this.changes) }
return min_seq_num;
```

### 8.2.2.5 get\_seq\_num\_max

This operation retrieves the largest value of the *CacheChange::sequenceNumber* attribute among the *CacheChange* stored in the *HistoryCache*.

This operation performs the following logical steps:

```
max_seq_num := MAX { change.sequenceNumber WHERE (change IN this.changes) }
return max_seq_num;
```

- Deleted: 2.3

### 8.2.3 The RTPS CacheChange

Class used to represent each change added to the *HistoryCache*. The *CacheChange* attributes are listed in Table 8.5.

Table 8.5 - RTPS CacheChange attributes

RTPS CacheChange			
attribute	type	meaning	relation to DDS
kind	ChangeKind_t	Identifies the kind of change. See <a href="#">Table 8.2</a> .	DDS instance state kind
writerGuid	GUID_t	The GUID_t that identifies the RTPS Writer that made the change	N/A.
instanceHandle	InstanceHandle_t	Identifies the instance of the data-object to which the change applies.	In DDS, the value of the fields labeled as 'key' within the data uniquely identify each data-object.
sequenceNumber	SequenceNumber_t	Sequence number assigned by the RTPS Writer to uniquely identify the change.	N/A.
data_value	Data	The data value associated with the change. Depending on the <i>kind</i> of CacheChange, there may be no associated data. See <a href="#">Table 8.2</a> .	N/A.
inlineQos	ParameterList	Contains QoS that may affect the interpretation of the <i>CacheChange::data_value</i> .	DDS-specific information which affects the data.

Deleted: Table 8.2

Formatted: Body Text Char

Formatted: Font: 10 pt

Deleted: Table 8.2

### 8.2.4 The RTPS Entity

RTPS *Entity* is the base class for all RTPS entities and maps to a DDS Entity. The *Entity* configuration attributes are listed in Table 8.6.

[\[DDSIRTP25-17 – Editorial corrections\]](#)

Table 8.6 - RTPS Entity Attributes

RTPS Entity			
attribute	type	meaning	relation to DDS
guid	GUID_t	Globally and uniquely identifies the RTPS <i>Entity</i> within the DDS domain	Maps to the value of the DDS BuiltinTopicKey_t used to describe the corresponding DDS Entity. Refer to the DDS specification for more details.

Deleted: 2.3

### 8.2.4.1 Identifying RTPS entities: The GUID

The GUID (Globally Unique Identifier) is an attribute of all RTPS Entities and uniquely identifies the Entity within a DDS Domain.

The GUID is built as a tuple <prefix, entityId> combining a *GuidPrefix\_t* prefix and an *EntityId\_t* entityId.

#### DDSI RTPS-3 - Incomplete specification of how a Publisher and ... identified

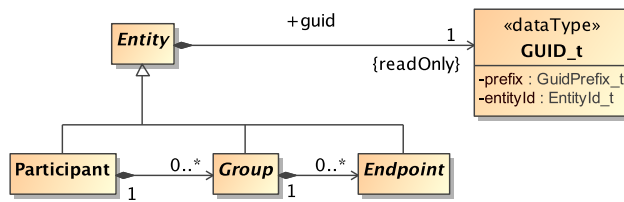


Figure 8.4 - RTPS GUID\_t uniquely identifies Entities and is composed of a prefix and a suffix

Table 8.7 - Structure of the GUID\_t

field	type	meaning
<i>prefix</i>	GuidPrefix_t	Uniquely identifies the <i>Participant</i> within the Domain.
<i>entityId</i>	EntityId_t	Uniquely identifies the <i>Entity</i> within the <i>Participant</i>

### 8.2.4.2 The GUIDs of RTPS Participants

Every *Participant* has GUID <prefix, ENTITYID\_PARTICIPANT>, where the constant ENTITYID\_PARTICIPANT is a special value defined by the RTPS protocol. Its actual value depends on the PSM.

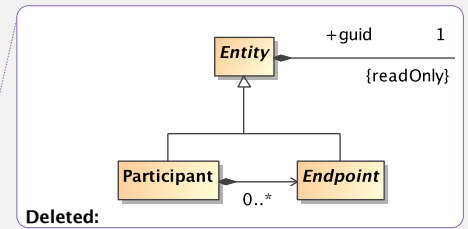
#### DDSI RTPS-3 - Incomplete specification of how a Publisher and ... identified

- The implementation is free to choose the *prefix*, as long as every *Participant* in the *Domain* has a unique GUID.
- The GUIDs of *Endpoint Groups* within a *Participant*
- The *endpoint Groups* contained by a *Participant* with GUID < participantPrefix, ENTITYID\_PARTICIPANT> have the GUID <participantPrefix, entityId>. The entityId is the unique identification of the *Group* relative to the *Participant*. This has several consequences:
  - The GUIDs of all the *Groups* within a *Participant* have the same prefix.
  - Once the GUID of a *Group* is known, the GUID of the *Participant* that contains the endpoint is also known.
  - The GUID of any *Group* can be deduced from the GUID of the *Participant* to which it belongs and its *entityId*. The selection of *entityId* for each RTPS *Entity* depends on the PSM.

### 8.2.4.3 The GUIDs of the RTPS Endpoints within a Participant

The *Endpoints* contained by a *Participant* with GUID <participantPrefix, ENTITYID\_PARTICIPANT> have the GUID <participantPrefix, entityId>. The *entityId* is the unique identification of the *Endpoint* relative to the *Participant*. This has several consequences:

- The GUIDs of all the *Endpoints* within a *Participant* have the same *prefix*.
- Once the GUID of an *Endpoint* is known, the GUID of the *Participant* that contains the endpoint is also known.



Deleted:

Deleted: 2.3

- The GUID of any endpoint can be deduced from the GUID of the *Participant* to which it belongs and its *entityId*. The selection of *entityId* for each RTPS *Entity* depends on the PSM.

DDSI RTP25-3 - Incomplete specification of how a Publisher and ... identified]

### 8.2.5 The RTPS Participant

DDSI RTP25-3 - Incomplete specification of how a Publisher and ... identified]

RTPS *Participant* is the container of RTPS *Group* entities which contain *Endpoint* entities. The RTPS *Participant* maps to a DDS DomainParticipant.

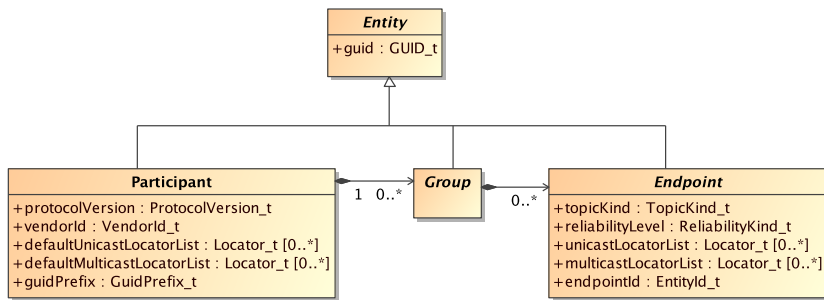


Figure 8.5 - RTPS Participant

RTPS *Participant* contains the attributes shown in Table 8.8.

Table 8.8 - RTPS Participant attributes

RTPS Participant: RTPS Entity			
attribute	type	meaning	relation to DDS
defaultUnicastLocatorList	Locator_t[*]	Default list of unicast locators (transport, address, port combinations) that can be used to send messages to the Endpoints contained in the Participant. These are the unicast locators that will be used in case the Endpoint does not specify its own set of Locators.	N/A. Configured by discovery
defaultMulticastLocatorList	Locator_t[*]	Default list of multicast locators (transport, address, port combinations) that can be used to send messages to the Endpoints contained in the Participant. These are the multicast locators that will be used in case the Endpoint does not specify its own set of Locators.	N/A. Configured by discovery
protocolVersion	ProtocolVersion_t	Identifies the version of the RTPS protocol that the Participant uses to communicate.	N/A. Specified for each version of the protocol.

**Deleted:** ¶  
The GUIDs of Endpoint Groups within a Participant  
The DDS Specification defines *Publisher* and *Subscriber* entities. These two entities have GUIDs that are defined exactly as described for *Endpoints* in clause 8.2.4.3 above.

**Deleted:** and  
**Deleted:** In addition, the RTPS *Participant* facilitates the fact that the RTPS *Endpoint* entities within a single RTPS *Participant* are likely to share common properties.

**Deleted:** 2.3

vendorId	VendorId_t	Identifies the vendor of the RTPS middleware that contains the Participant.	N/A. Configured by each vendor.
----------	------------	---	------------------------------------

### 8.2.6 The RTPS Group

#### [DDSIRTP25-3 - Incomplete specification of how a Publisher and ... identified]

RTPS *Group* is a container for RTPS *Endpoint* entities. It provides a way for RTPS *Endpoint* entities to share common properties.

There are two kinds of RTPS *Group* entities: *Publisher* and *Subscriber*:

- The RTPS *Publisher* contains RTPS *Writer* endpoints. The RTPS *Publisher* maps to a DDS *Publisher*.
- The RTPS *Subscriber* contains RTPS *Reader* endpoints. The RTPS *Subscriber* maps to a DDS *Subscriber*.

### 8.2.7 The RTPS Endpoint

RTPS *Endpoint* represents the possible communication endpoints from the point of view of the RTPS protocol. There are two kinds of RTPS *Endpoint* entities: *Writer* endpoints and *Reader* endpoints.

RTPS *Writer* endpoints send *CacheChange* messages to RTPS *Reader* endpoints and potentially receive acknowledgments for the changes they send. RTPS *Reader* endpoints receive *CacheChange* and change-availability announcements from *Writer* endpoints and potentially acknowledge the changes and/or request missed changes.

RTPS *Endpoint* contains the attributes shown in Table 8.9.

#### [DDSIRTP25-3 - Incomplete specification of how a Publisher and ... identified] [DDSIRTP25-17 – Editorial corrections]

Table 8.9 - RTPS Endpoint configuration attributes

RTPS Endpoint: RTPS Entity			
attribute	type	meaning	relation to DDS
unicastLocatorList	Locator_t[*]	List of unicast locators (transport, address, port combinations) that can be used to send messages to the <i>Endpoint</i> . The list may be empty.	N/A. Configured by discovery
multicastLocatorList	Locator_t[*]	List of multicast locators (transport, address, port combinations) that can be used to send messages to the <i>Endpoint</i> . The list may be empty.	N/A. Configured by discovery
reliabilityLevel	ReliabilityKind_t	The levels of reliability supported by the <i>Endpoint</i> .	Maps to the RELIABILITY QoS 'kind.'

Deleted: 2.3

topicKind	TopicKind_t	Used to indicate whether the <b>Endpoint</b> supports instance lifecycle management operations (see 8.7.4).	Defined by the Data-type that is associated with the DDS Topic related to the RTPS <b>Endpoint</b> . Indicates whether the Endpoint is associated with a DataType that has defined some fields as containing the DDS key.
<a href="#">endpointGroup</a>	<a href="#">EntityId_t</a>	<a href="#">Used to identify the RTPS Group (Publisher or Subscriber) to which the Endpoint belongs.</a>	<a href="#">Identifies the DDS Publisher or Subscriber associated with the RTPS Endpoint.</a>

### 8.2.8 The RTPS Writer

RTPS **Writer** specializes RTPS **Endpoint** and represents the actor that sends **CacheChange** messages to the matched RTPS **Reader** endpoints. Its role is to transfer all **CacheChange** changes in its **HistoryCache** to the **HistoryCache** of the matching remote RTPS **Readers**.

#### [\[DDSI RTP25-3 - Incomplete specification of how a Publisher and ... identified\]](#)

An RTPS **Writer** belongs to an RTPS **Group** of type **Publisher**.

The attributes to configure an RTPS **Writer** are closely tied to the protocol behavior and will be introduced in the Behavior Module (8.4).

### 8.2.9 The RTPS Reader

RTPS **Reader** specializes RTPS **Endpoint** and represents the actor that receives **CacheChange** messages from the matched RTPS **Writer** endpoints.

#### [\[DDSI RTP25-3 - Incomplete specification of how a Publisher and ... identified\]](#)

An RTPS **Reader** belongs to an RTPS **Group** of type **Subscriber**.

The attributes to configure an RTPS **Reader** are closely tied to the protocol behavior and will be introduced in the Behavior Module (8.4).

### 8.2.10 Relation to DDS Entities

As mentioned in 8.2.2, the **HistoryCache** forms the interface between DDS Entities and their corresponding RTPS Entities. A DDS DataWriter, for example, passes data to its matching RTPS **Writer** through the common **HistoryCache**.

How exactly a DDS Entity interacts with the **HistoryCache** however, is implementation specific and not formally modeled by the RTPS protocol. Instead, the Behavior Module of the RTPS protocol *only* specifies how **CacheChange** changes are transferred from the **HistoryCache** of the RTPS **Writer** to the **HistoryCache** of each matching RTPS **Reader**.

Despite the fact that it is not part of the RTPS protocol, it is important to know how a DDS Entity may interact with the **HistoryCache** to obtain a complete understanding of the protocol. This topic forms the subject of this sub clause.

Deleted: 2.3

The interactions are described using UML state diagrams. The abbreviations used to refer to DDS and RTPS Entities are listed in Table 8.10 below.

Table 8.10 - Abbreviations used in the sequence charts and state diagrams

Acronym	Meaning	Example usage
DW	DDS DataWriter	DW::write
DR	DDS DataReader	DR::read
W	RTPS Writer	W::heartbeatPeriod
R	RTPS Reader	R::heartbeatResponseDelay
WHC	HistoryCache of RTPS Writer	WHC::changes
RHC	HistoryCache of RTPS Reader	RHC::changes

### 8.2.10.1 The DDS DataWriter

The write operation on a DDS DataWriter adds *CacheChange* changes to the *HistoryCache* of its associated RTPS Writer. As such, the *HistoryCache* contains a history of the most recently written changes. The number of changes is determined by QoS settings on the DDS DataWriter such as the HISTORY and RESOURCE\_LIMITS QoS.

By default, all changes in the *HistoryCache* are considered relevant for each matching remote RTPS *Reader*. That is, the *Writer* should attempt to send all changes in the *HistoryCache* to the matching remote *Readers*. How to do this is the subject of the Behavior Module of the RTPS protocol.

#### [DDSIRTP25-2 - Discriminating the reasons for a GAP]

Changes may not be sent to a remote *Reader* for two reasons:

- they have been removed from the *HistoryCache* by the DDS DataWriter and are no longer available.
- they are considered not relevant to this Reader.

Deleted: irrelevant for

The DDS DataWriter may decide to remove changes from the *HistoryCache* for several reasons. For example, only a limited number of changes may need to be stored based on the HISTORY QoS settings. Alternatively, a sample may have expired due to the LIFESPAN QoS. When using strict reliable communication, a change can only be removed when it has been acknowledged by all readers the change was sent to and which are still active and alive.

Not all changes may be relevant for each matching remote *Reader* as determined by, for example, the TIME\_BASED\_FILTER QoS or through the use of DDS content-filtered topics. Note that whether a change is relevant must be determined on a per *Reader* basis in this case. Implementations may be able to optimize bandwidth and/or CPU usage by filtering on the *Writer* side when possible. Whether this is possible depends on whether an implementation keeps track of each individual remote *Reader* and the QoS and filters that apply to this *Reader*. The *Reader* itself will always filter.

#### [DDSIRTP25-2 - Discriminating the reasons for a GAP]

QoS or content-based filtering is represented in this document using `DDS_FILTER(reader, change)`, a notation which reflects that filtering is reader dependent. Depending on what reader specific information is stored by the writer, `DDS_FILTER` may be a noop. This operation returns 'true' if the change passes the filter and should be sent to the reader. Otherwise it returns 'false'. For content-based filtering, the RTPS specification enables sending information with each change that lists what filters have been applied to the change and which filters it passed. If available, this information can then be used by the *Reader* to filter a change without having

Deleted: 2.3



to call `DDS_FILTER`. This approach saves CPU cycles by filtering the sample once on the *Writer* side, as opposed to filtering on each *Reader*.

The following state-diagram illustrates how the DDS Data Writer adds a change to the *HistoryCache*.

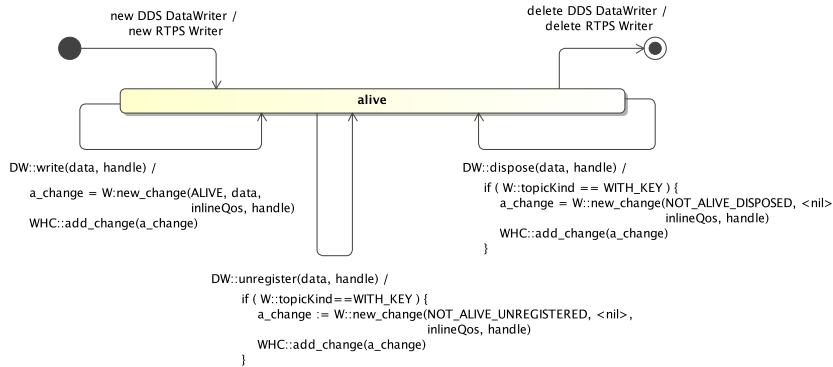


Figure 8.6 - DDS DataWriter additions to the HistoryCache

Table 8.11 - Transitions for DDS DataWriter additions to the HistoryCache

Transition	state	event	next state
T1	initial	new DDS DataWriter	alive
T2	alive	DataWriter::write	alive
T3	alive	DataWriter::dispose	alive
T4	alive	DataWriter::unregister	alive
T5	alive	delete DDS DataWriter	final

#### 8.2.10.1.1 Transition T1

This transition is triggered by the creation of a DDS DataWriter ‘the\_dds\_writer.’ The transition performs the following logical actions in the virtual machine:

```
the_rtps_writer = new RTPS::Writer;
the_dds_writer.related_rtps_writer := the_rtps_writer;
```

#### 8.2.10.1.2 Transition T2

This transition is triggered by the act of writing data using a DDS DataWriter ‘the\_dds\_writer.’ The `Writer::write()` operation takes as arguments the ‘data’ and the `InstanceHandle_t` ‘handle’ used to differentiate among different data- objects.

The transition performs the following logical actions in the virtual machine:

```
the_rtps_writer := the_dds_writer.related_rtps_writer;
a_change := the_rtps_writer.new_change(ALIVE, data, inlineQos, handle);
the_rtps_writer.writer_cache.add_change(a_change);
```

After the transition the following post-conditions hold:

```
the_rtps_writer.writer_cache.get_seq_num_max() == a_change.sequenceNumber
```

Deleted: 2.3

### 8.2.10.1.3 Transition T3

This transition is triggered by the act of disposing a data-object previously written with the DDS DataWriter 'the\_dds\_writer.' The DataWriter::dispose() operation takes as parameter the InstanceHandle\_t 'handle' used to differentiate among different data-objects.

This operation has no effect if the topicKind==NO\_KEY.

The transition performs the following logical actions in the virtual machine:

```
the_rtps_writer := the_dds_writer.related_rtps_writer;
if (the_rtps_writer.topicKind == WITH_KEY) {
    a_change := the_rtps_writer.new_change(NOT_ALIVE_DISPOSED, <nil>,
                                           inlineQoS, handle);
    the_rtps_writer.writer_cache.add_change(a_change);
}
```

After the transition the following post-conditions hold:

```
if (the_rtps_writer.topicKind == WITH_KEY) then
    the_rtps_writer.writer_cache.get_seq_num_max() == a_change.sequenceNumber
```

### 8.2.10.1.4 Transition T4

This transition is triggered by the act of unregistering a data-object previously written with the DDS DataWriter 'the\_dds\_writer.' The DataWriter::unregister() operation takes as arguments the InstanceHandle\_t 'handle' used to differentiate among different data-objects.

This operation has no effect if the topicKind==NO\_KEY.

The transition performs the following logical actions in the virtual machine:

```
the_rtps_writer := the_dds_writer.related_rtps_writer;
if (the_rtps_writer.topicKind == WITH_KEY) {
    a_change := the_rtps_writer.new_change(NOT_ALIVE_UNREGISTERED, <nil>,
                                           inlineQoS, handle);
    the_rtps_writer.writer_cache.add_change(a_change);
}
```

After the transition the following post-conditions hold:

```
if (the_rtps_writer.topicKind == WITH_KEY) then
    the_rtps_writer.writer_cache.get_seq_num_max() == a_change.sequenceNumber
```

### 8.2.10.1.5 Transition T5

This transition is triggered by the destruction of a DDS DataWriter 'the\_dds\_writer.' The transition performs the following logical actions in the virtual machine:

```
delete the_dds_writer.related_rtps_writer;
```

## 8.2.10.2 The DDS DataReader

The DDS DataReader gets its data from the *HistoryCache* of the corresponding RTPS *Reader*. The number of changes stored in the *HistoryCache* is determined by QoS settings such as the HISTORY and RESOURCE\_LIMITS QoS.

Each matching *Writer* will attempt to transfer all relevant samples from its *HistoryCache* to the *HistoryCache* of the *Reader*. The implementation of the read or take call on the DDS DataReader accesses the *HistoryCache*. The changes returned to the user are those in the *HistoryCache* that pass all *Reader* specific filters, if any.

A *Reader* filter is equally represented by **DDS\_FILTER(reader, change)**. As mentioned above, implementations may be able to perform most of the filtering on the *Writer* side. In that case, samples are either never sent (and therefore not present in the *HistoryCache* of the *Reader*) or contain information on what filters where applied and the corresponding outcome (for content-based filtering).

Deleted: 2.3

A DDS DataReader may also decide to remove changes from the *HistoryCache* in order to satisfy such QoS as TIME\_BASED\_FILTER. This exact behavior is again implementation specific and is not modeled by the RTPS protocol.

The following state-diagram illustrates how the DDS Data Reader accesses changes in the *HistoryCache*.

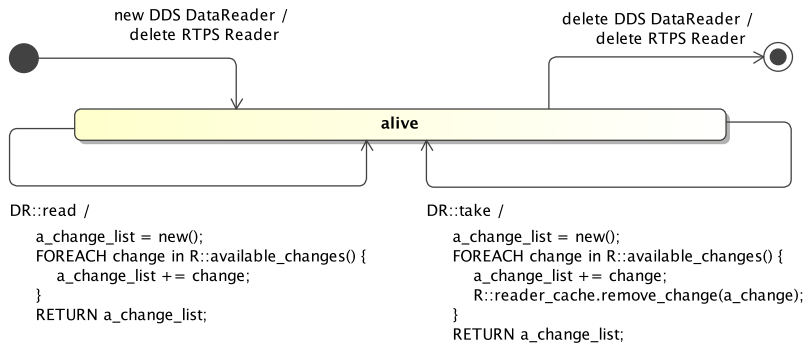


Figure 8.7 - DDS DataReader access to the HistoryCache

Table 8.12 - Transitions for DDS DataReader access to the HistoryCache

Transition	state	event	next state
T1	initial	new DDS DataReader	alive
T2	alive	DDS DataReader::read	alive
T3	alive	DDS DataReader::take	alive
T4	alive	delete DDS DataReader	final

#### 8.2.10.2.1 Transition T1

This transition is triggered by the creation of a DDS DataReader 'the\_dds\_reader.' The transition performs the following logical actions in the virtual machine:

```

the_rtps_reader = new RTPS::Reader;
the_dds_reader.related_rtps_reader := the_rtps_reader;
  
```

#### 8.2.10.2.2 Transition T2

This transition is triggered by the act of reading data from the DDS DataReader 'the\_dds\_reader' by means of the 'read' operation. Changes returned to the application remain in the RTPS Reader's *HistoryCache* such that subsequent read or take operations can find them again.

The transition performs the following logical actions in the virtual machine:

```

the_rtps_reader := the_dds_reader.related_rtps_reader;
a_change_list := new();
FOREACH change IN the_rtps_reader.reader_cache.changes {
    if DDS_FILTER(the_rtps_reader, change)
        ADD change TO a_change_list;
}
RETURN a_change_list;
  
```

Deleted: 2.3

The `DDS_FILTER()` operation reflects the capabilities of the DDS DataReader API to select a subset of changes based on *CacheChange::kind*, QoS, content-filters and other mechanisms. Note that the logical actions above only reflect the behavior and not necessarily the actual implementation of the protocol.

#### 8.2.10.2.3 Transition T3

This transition is triggered by the act of reading data from the DDS DataReader 'the\_dds\_reader' by means of the 'take' operation. Changes returned to the application are removed from the RTPS *Reader's HistoryCache* such that subsequent read or take operations do not find the same change.

The transition performs the following logical actions in the virtual machine:

```
the_rtps_reader := the_dds_reader.related_rtps_reader;
a_change_list := new();
FOREACH change IN the_rtps_reader.reader_cache.changes {
    if DDS_FILTER(the_rtps_reader, change) {
        ADD change TO a_change_list;
    }
    the_rtps_reader.reader_cache.remove_change(a_change);
}
RETURN a_change_list;
```

The `DDS_FILTER()` operation reflects the capabilities of the DDS DataReader API to select a subset of changes based on *CacheChange::kind*, QoS, content-filters and other mechanisms. Note that the logical actions above only reflect the behavior and not necessarily the actual implementation of the protocol.

After the transition the following post-conditions hold:

```
FOREACH change IN a_change_list
    change.BELONGS_TO the_rtps_reader.reader_cache.changes == FALSE
```

#### 8.2.10.2.4 Transition T4

This transition is triggered by the destruction of a DDS DataReader 'the\_dds\_reader.' The transition performs the following logical actions in the virtual machine:

```
delete the_dds_reader.related_rtps_reader;
```

## 8.3 Messages Module

The Messages module describes the overall structure and logical contents of the messages that are exchanged between the RTPS *Writer* endpoints and RTPS *Reader* endpoints. RTPS Messages are modular by design and can be easily extended to support both standard protocol feature additions as well as vendor-specific extensions.

### 8.3.1 Overview

The Messages module is organized as follows:

- 8.3.2 introduces any additional types needed for defining RTPS messages in the subsequent sub clauses.
- 8.3.3 describes the common structure used for all RTPS Messages. All RTPS Messages consist of a Header followed by a series of Submessages. The number of Submessages that can be sent in a single RTPS Message is only limited by the maximum message size the underlying transport can support.
- Certain Submessages may affect how subsequent Submessages within the same RTPS Message must be interpreted. The context for interpreting Submessages is maintained by the RTPS Message Receiver and is described in 8.3.4.
- 8.3.5 lists the elementary building blocks for creating Submessages, also referred to as SubmessageElements. This includes sequence number sets, timestamp, identifiers, etc.
- 8.3.6 describes the structure of the RTPS Header. The fixed size RTPS Header is used to identify an RTPS Message.

Deleted: 2.3

- Finally, 8.3.8 introduces all available Submessages in detail. For each Submessage, the specification defines its contents, when it is considered valid and how it affects the state of the RTPS Message Receiver. The PSM will define the actual mapping of each of these Submessage to bits and bytes on the wire in 9.4.5.

### 8.3.2 Type Definitions

In addition to the types defined in 8.2.1.2, the Messages module makes use of the types listed in Table 8.13.

#### DDSI RTPS-12 - Inclusion of Message Size & CRC as part of DDSI/RTPS Messages

Table 8.13 - Types used to define RTPS messages

Types used to define RTPS messages	
Type	Purpose
ProtocolId_t	Enumeration used to identify the protocol. The following values are reserved by the protocol: PROTOCOL_RTPS
SubmessageFlag	Type used to specify a Submessage flag. A Submessage flag takes a boolean value and affects the parsing of the Submessage by the receiver.
SubmessageKind	Enumeration used to identify the kind of Submessage. The following values are reserved by this version of the protocol: RTPS_HE, DATA, GAP, HEARTBEAT, ACKNACK, PAD, INFO_TS, INFO_REPLY, INFO_DST, INFO_SRC, DATA_FRAG, NACK_FRAG, HEARTBEAT_FRAG
Time_t	Type used to hold a timestamp. Should have at least nano-second resolution. The following values are reserved by the protocol: TIME_ZERO, TIME_INVALID, TIME_INFINITE
Count_t	Type used to hold a count that is incremented monotonically, used to identify message duplicates.
<u>Checksum_t</u>	<u>Type used to hold a checksum. Used to detect RTPS message corruption by the underlying transport.</u> <u>The following values are reserved by the protocol: CHECKSUM_INVALID.</u>
<u>MessageLength_t</u>	<u>Type used to hold the length of an RTPS Message.</u> <u>The following values are reserved by the protocol: MESSAGE_LENGTH_INVALID</u>
ParameterId_t	Type used to uniquely identify a parameter in a parameter list. Used extensively by the Discovery Module mainly to define QoS Parameters. A range of values is reserved for protocol-defined parameters, while another range can be used for vendor-defined parameters, see 8.3.5.9.
FragmentNumber_t	Type used to hold fragment numbers. Must be possible to represent using 32 bits.
GroupDigest_t	Type used to hold a digest value that uniquely identifies a group of Entities belonging to the same Participant.

Deleted: 2.3

<a href="#">UExtension4_t</a>	Type used to hold an undefined 4-byte value. It is intended to be used in future revisions of the specification.
<a href="#">WExtension8_t</a>	Type used to hold an undefined 8-byte value. It is intended to be used in future revisions of the specification.

### 8.3.3 The Overall Structure of an RTPS Message

The overall structure of an RTPS **Message** consists of a fixed-size leading RTPS **Header** followed by a variable number of RTPS **Submessage** parts. Each **Submessage** in turn consists of a **SubmessageHeader** and a variable number of **SubmessageElements**. This is illustrated in Figure 8.8.

#### DDSI RTP25-12 - Inclusion of Message Size & CRC as part of DDSI/RTPS Messages

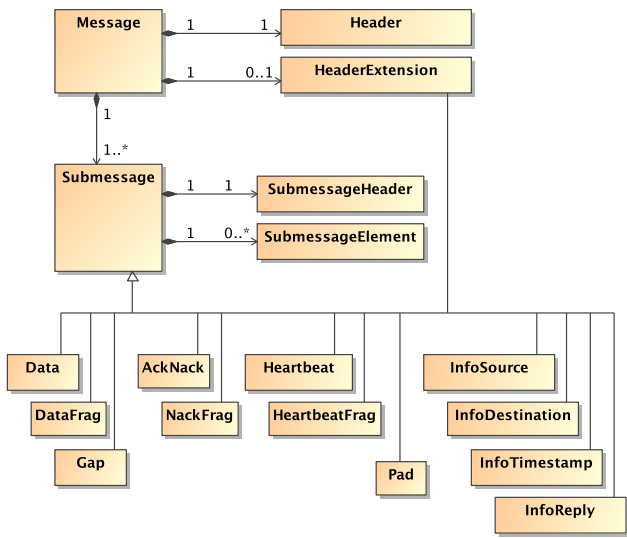


Figure 8.8 - Structure of RTPS Messages

#### DDSI RTP25-12 - Inclusion of Message Size & CRC as part of DDSI/RTPS Messages

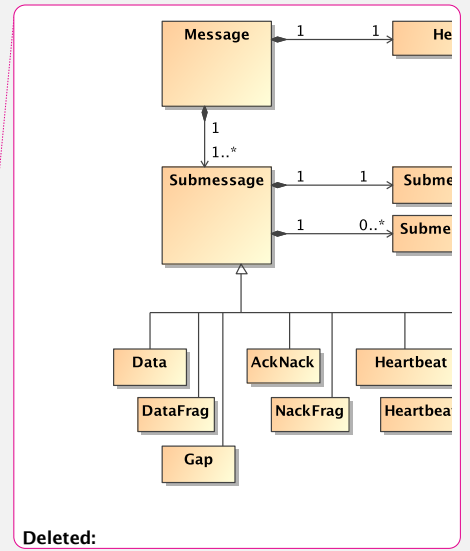
Each message sent by the RTPS protocol has a finite length. This length is optionally sent in the RTPS HeaderExtension Submessage.

The length may also be sent by the underlying transport that carries the RTPS message. In this case it may be omitted from the HeaderExtension. For example, in the case of a packet-oriented transport (like UDP/IP), the length of the message is already provided by the transport headers. In contrast, a stream-oriented transport (like TCP) would need to include the length in the RTPS HeaderExtension, in order to identify the boundary of the RTPS message.

#### 8.3.3.1 Header structure

The RTPS **Header** must appear at the beginning of every message.

#### DDSI RTP25-12 - Inclusion of Message Size & CRC as part of DDSI/RTPS Messages



Deleted:

Deleted: This length is not sent explicitly by the RTPS protocol but is part of the underlying transport with which RTPS messages are sent

Formatted: Body Text, Widow/Orphan control, Adjust space between Latin and Asian text, Adjust space between Asian text and numbers

Deleted: In

Deleted: A

Deleted: insert the length ahead of the message

Deleted: 2.3

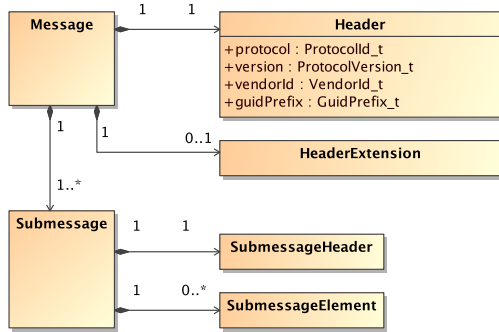


Figure 8.9 - Structure of the RTPS Message Header

The **Header** identifies the message as belonging to the RTPS protocol. The **Header** identifies the version of the protocol and the vendor that sent the message. The **Header** contains the fields listed in Table 8.14.

Table 8.14 - Structure of the Header

field	type	meaning
<i>protocol</i>	ProtocolId_t	Identifies the message as an RTPS message.
<i>version</i>	ProtocolVersion_t	Identifies the version of the RTPS protocol.
<i>vendorId</i>	VendorId_t	Indicates the vendor that provides the implementation of the RTPS protocol.
<i>guidPrefix</i>	GuidPrefix_t	Defines a default prefix to use for all GUIDs that appear in the message.

The structure of the RTPS **Header** cannot be changed in this major version (2) of the protocol.

### 8.3.3.1.1 protocol

The *protocol* identifies the message as an RTPS message. This value is set to PROTOCOL\_RTPS.

### 8.3.3.1.2 version

The *version* identifies the version of the RTPS protocol. Implementations following this version of the document implement protocol version 2.5 (major = 2, minor = 5) and have this field set to PROTOCOLVERSION.

### 8.3.3.1.3 vendorId

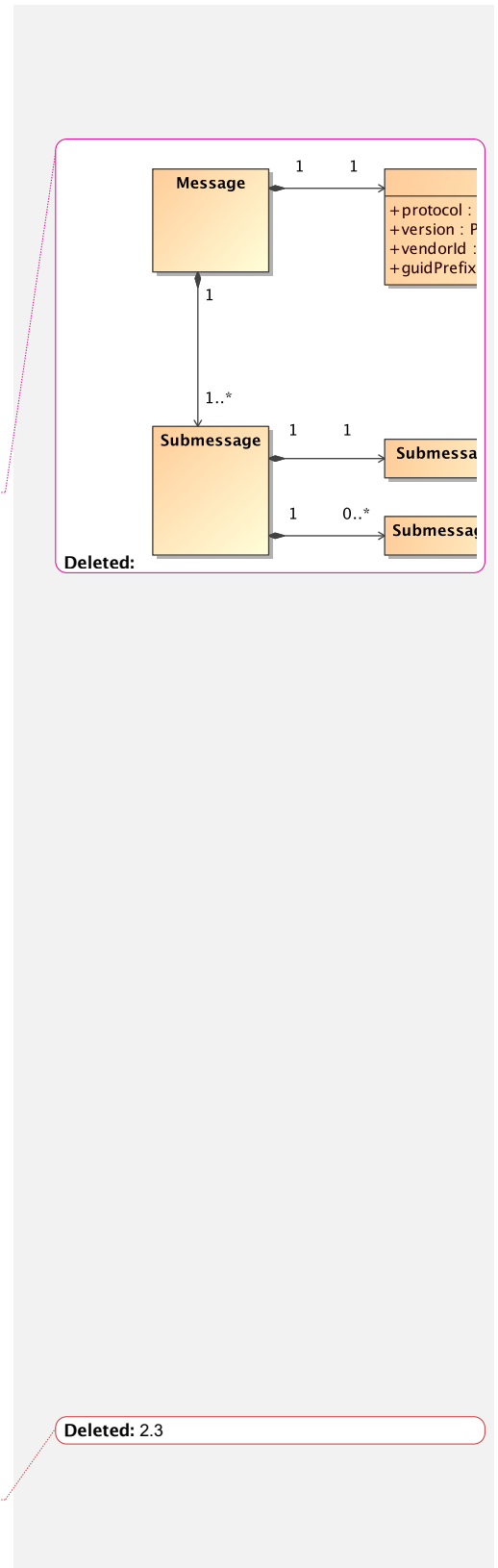
The *vendorId* identifies the vendor of the middleware that implemented the RTPS protocol and allows this vendor to add specific extensions to the protocol. The *vendorId* does not refer to the vendor of the device or product that contains RTPS middleware. The possible values for the *vendorId* are assigned by the OMG.

The protocol reserves the following value:

VENDOR\_ID\_UNKNOWN

Vendor IDs can only be reserved by implementers that commit to comply with the current major version of the protocol. To facilitate incremental evolution, the list of vendor IDs is managed separately from this specification. The list is maintained on the OMG DDS website and is accessible at:

<http://portals.omg.org/dds/omg-dds-standard>.



Requests for new vendor IDs should be sent via email to [dds@omg.org](mailto:dds@omg.org)

### 8.3.3.1.4 guidPrefix

The *guidPrefix* defines a default prefix that can be used to reconstruct the Globally Unique Identifiers (GUIDs) that appear within the Submessages contained in the message. The *guidPrefix* allows Submessages to contain only the EntityId part of the GUID and therefore saves from having to repeat the common prefix on every GUID (See 8.2.4.1).

### 8.3.3.2 HeaderExtension structure

#### DDSIRTP25-12 - Inclusion of Message Size & CRC as part of DDSI/RTPS Messages

The **HeaderExtension** may optionally appear immediately following the **Header**. It extends the information provided in the **Header** without breaking interoperability with earlier versions of the RTPS protocol.

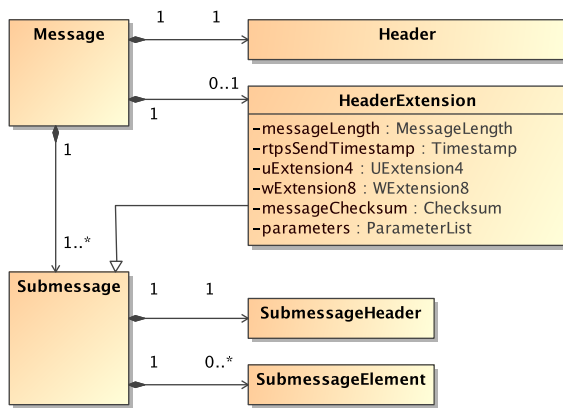


Figure 8.10 - Structure of the RTPS Message Header

The **HeaderExtension** submessage was introduced in RTPS version 2.5. Earlier versions of the protocol (RTPS 2.4 and earlier) do not understand the **HeaderExtension** submessage. However, since the **HeaderExtension** conforms to the sub-message structure (see 8.3.3.3) versions of the protocol that do not understand the **HeaderExtension** will treat it as “unknown message kind”, skip it, and continue processing the submessages that follow it, see 8.3.4.1.

Table 8.15 - Structure of the HeaderExtension Submessage

element	type	meaning
<i>EndiannessFlag</i>	SubmessageFlag	Appears in the Submessage header flags. Indicates endianness.
<i>LengthFlag</i>	SubmessageFlag	Appears in the Submessage header flags. Indicates the messageLength field is present.
<i>TimestampFlag</i>	SubmessageFlag	Appears in the Submessage header flags. Indicates the rtpsSendTimestamp field is present.
<i>UExtensionFlag</i>	SubmessageFlag	Appears in the Submessage header flags. Indicates the uExtension4 field is present.

Deleted: 2.3



<u>WExtensionFlag</u>	<u>SubmessageFlag</u>	<u>Appears in the Submessage header flags. Indicates the wExtension8 field is present.</u>
<u>ChecksumFlags (2 flags)</u>	<u>SubmessageFlag</u>	<u>Appears in the Submessage header flags. Indicates the presence and format of the messageChecksum field.</u>
<u>ParametersFlag</u>	<u>SubmessageFlag</u>	<u>Appears in the Submessage header flags. Indicates the parameters field is present.</u>
<u>messageLength</u>	<u>MessageLength</u>	<u>Present only if the LengthFlag is set in the header. Contains the length of the RTPS Message.</u>
<u>rtpsSendTimestamp</u>	<u>Time_t</u>	<u>Present only if the TimestampFlag is set in the header. Contains the timestamp indicating when the RTPS Message was sent from the originating Participant.</u>
<u>uExtension4</u>	<u>UExtension4_t</u>	<u>Present only if the UExtensionFlag is set in the header. The content is unspecified. It is left for a future extension of the specification.</u>
<u>wExtension8</u>	<u>WExtension8_t</u>	<u>Present only if the WExtensionFlag is set in the header. The content is unspecified. It is left for a future extension of the specification.</u>
<u>messageChecksum</u>	<u>Checksum_t</u>	<u>Present only if the ChecksumFlags are different than 00. Contains a checksum of the content of the RTPS Message.</u>
<u>parameters</u>	<u>ParameterList_t</u>	<u>Present only if the ParametersFlag is set in the header. Contains information which can be added without breaking interoperability between protocol versions.</u>

#### 8.3.3.2.1 messageLength

The messageLength indicates the length of the complete RTPS **Message**, starting from the beginning of the **RTPS Header**.

#### 8.3.3.2.2 rtpsSendTimestamp

The rtpsSendTimestamp indicates the time when the RTPS message was sent by the originating Participant.

The timestamp may be used by the receiving application to estimate the time offset between the clocks of the sending and receiving Participants. For this reason, the rtpsSendTimestamp shall be collected as close as possible to the moment when the RTPS **Message** is sent over the underlying transport.

The time origin used for the **HeaderExtension** rtpsSendTimestamp shall be the same as the one used in the **Timestamp** Submessage Element (see 8.3.5.8).

#### 8.3.3.2.3 uExtension4

The uExtension4 is undefined in this version of the protocol. It is intended for future revisions.

#### 8.3.3.2.4 wExtension8

The wExtension8 is undefined in this version of the protocol. It is intended for future revisions.

#### 8.3.3.2.5 messageChecksum

The messageChecksum provides a checksum computed over the complete of the RTPS **Message**, which includes the **RTPS Header**, the **HeaderExtension**, and all **Submessages** that may follow.

### 8.3.3.2.6 parameters

The *parameters* provide an extensibility mechanism. It enables revisions of the protocol to add information to the **HeaderExtension** without breaking interoperability with this version, or prior versions, of the RTPS protocol.

### 8.3.3.3 Submessage structure

Each RTPS **Message** consists of a variable number of RTPS **Submessage** parts. All RTPS Submessages feature the same identical structure shown in [Figure 8.11](#).

### [DDSIRTP25-12 - Inclusion of Message Size & CRC as part of DDSI/RTPS Messages]

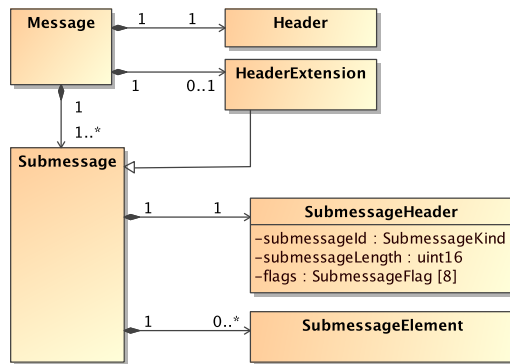


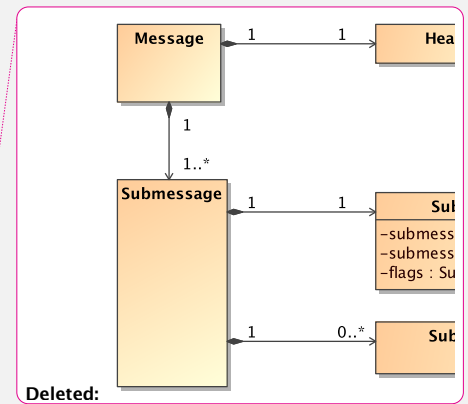
Figure 8.11 - Structure of the RTPS Submessages

All Submessages start with a **SubmessageHeader** part followed by a concatenation of **SubmessageElement** parts. The **SubmessageHeader** identifies the kind of Submessage and the optional elements within that Submessage. The **SubmessageHeader** contains the fields listed in [Table 8.16](#).

Table 8.16 - Structure of the SubmessageHeader

field	type	meaning
<i>submessageId</i>	SubmessageKind	Identifies the kind of Submessage. The possible Submessages are described in 8.3.8.
<i>flags</i>	SubmessageFlag[8]	Identifies the endianness used to encode the Submessage, the presence of optional elements within the Submessage, and possibly modifies the interpretation of the Submessage. There are 8 possible flags. The first flag (index 0) identifies the endianness used to encode the Submessage. The remaining flags are interpreted differently depending on the kind of Submessage and are described separately for each Submessage.
<i>submessageLength</i>	ushort	Indicates the length of the Submessage. Given an RTPS Message consists of a concatenation of Submessages, the Submessage length can be used to skip to the next Submessage.

Deleted: Figure 8.11Figure 8.10



Deleted:

Deleted: 1110

Formatted: Body Text Char

Deleted: Table 8.16

Deleted: 2.3

The structure of the RTPS **Submessage** cannot be changed in this major version (2) of the protocol.

#### 8.3.3.3.1 SubmessageId

The *submessageId* identifies the kind of **Submessage**. The valid ID's are enumerated by the possible values of *SubmessageKind* (see Table 8.13).

The meaning of the Submessage IDs cannot be modified in this major version (2). Additional Submessages can be added in higher minor versions. In order to maintain inter-operability with future versions, Platform Specific Mappings should reserve a range of values intended for protocol extensions and a range of values that are reserved for vendor-specific Submessages that will never be used by future versions of the RTPS protocol.

#### 8.3.3.3.2 flags

The *flags* in the Submessage header contain 8 boolean values. The first flag, the *EndiannessFlag*, is present and located in the same position in all Submessages and represents the endianness used to encode the information in the **Submessage**. The literal 'E' is often used to refer to the *EndiannessFlag*.

If the *EndiannessFlag* is set to FALSE, the **Submessage** is encoded in big-endian format, *EndiannessFlag* set to TRUE means little-endian.

Other flags have interpretations that depend on the type of **Submessage**.

#### 8.3.3.3.3 submessageLength

Indicates the length of the Submessage (not including the Submessage header). In case *submessageLength* > 0, it is either:

- The length from the start of the contents of the Submessage until the start of the header of the next **Submessage** (in case the **Submessage** is not the last **Submessage** in the **Message**).
- Or else it is the remaining **Message** length (in case the **Submessage** is the last **Submessage** in the **Message**). An interpreter of the **Message** can distinguish between these two cases as it knows the total length of the **Message**.

In case *submessageLength*==0, the **Submessage** is the last **Submessage** in the **Message** and extends up to the end of the **Message**. This makes it possible to send Submessages larger than 64k (the maximum length that can be stored in the *submessageLength* field), provided they are the last **Submessage** in the **Message**.

### 8.3.4 The RTPS Message Receiver

The interpretation and meaning of a **Submessage** within a **Message** may depend on the previous **Submessages** contained within that same **Message**. Therefore, the receiver of a **Message** must maintain state from previously deserialized **Submessages** in the same **Message**. This state is modeled as the state of an RTPS **Receiver** that is reset each time a new message is processed and provides context for the interpretation of each Submessage. The RTPS Receiver is shown in Figure 8.12. Table 8.17 lists the attributes used to represent the state of the RTPS Receiver.

[\[DDSIRTP25-12 - Inclusion of Message Size & CRC as part of DDSI/RTPS Messages\]](#)

Deleted: 2.3

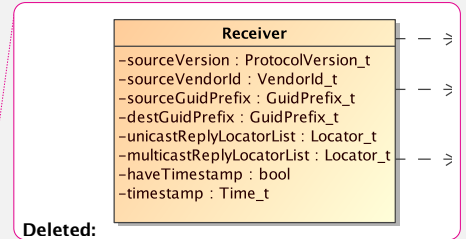
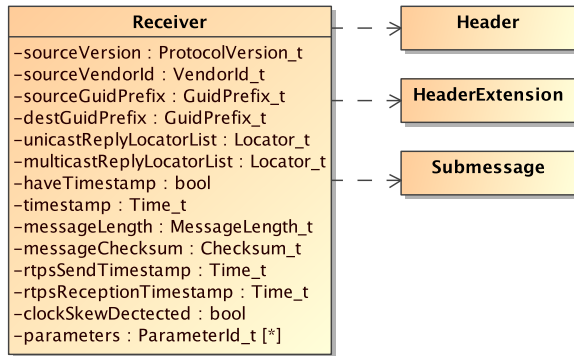


Figure 8.12- RTPS Receiver

For each new **Message**, the state of the Receiver is reset and initialized as listed below.

**[DDSIRTP25-12 - Inclusion of Message Size & CRC as part of DDSI/RTPS Messages]**

Table 8.17- Initial State of the Receiver

name	initial value
<i>sourceVersion</i>	PROTOCOLVERSION
<i>sourceVendorId</i>	VENDORID_UNKNOWN
<i>sourceGuidPrefix</i>	GUIDPREFIX_UNKNOWN
<i>destGuidPrefix</i>	GUID prefix of the participant receiving the message
<i>UnicastReplyLocatorList</i>	<p>The list is initialized to contain a single Locator_t with the LocatorKind, Address, and Port fields specified below:</p> <ul style="list-style-type: none"> <li>The LocatorKind is set to the kind that identifies the transport that received the message (e.g., LOCATOR_KIND_UDPv4).</li> <li>The Address is set to the Address of the source of the message, assuming the Transport used supports this (e.g., for UDP the source address is part of the UDP header). Otherwise it is set to LOCATOR_ADDRESS_INVALID.</li> <li>The port is set to LOCATOR_PORT_INVALID.</li> </ul>

Deleted: 1211

Deleted: 1716

Deleted: 2.3

<i>multicastReplyLocatorList</i>	The list is initialized to contain a single Locator_t with the LocatorKind, an Address and Port fields specified below: <ul style="list-style-type: none"> <li>• The LocatorKind is set to the kind that identifies the transport that received the message (e.g., LOCATOR_KIND_UDPv4).</li> <li>• The address is set to LOCATOR_ADDRESS_INVALID.</li> <li>• The port is set to LOCATOR_PORT_INVALID.</li> </ul>
<i>haveTimestamp</i>	FALSE
<i>timestamp</i>	TIME_INVALID
<i>messageLength</i>	MESSAGE_LENGTH_INVALID
<i>messageChecksum</i>	CHECKSUM_INVALID
<i>rtpsSendTimestamp</i>	TIME_INVALID
<i>rtpsReceptionTimestamp</i>	TIME_INVALID
<i>clockSkewDetected</i>	FALSE
<i>parameters</i>	The list is initialized as an empty list.

### 8.3.4.1 Rules Followed by the Message Receiver

The following algorithm outlines the rules that a receiver of any **Message** must follow:

1. If the full **Submessage** header cannot be read, the rest of the **Message** is considered invalid.
2. The *submessageLength* field defines where the next **Submessage** starts or indicates that the **Submessage** extends to the end of the **Message**, as explained in Section 8.3.3.3.3. If this field is invalid, the rest of the **Message** is invalid.
3. A **Submessage** with an unknown SubmessageId must be ignored and parsing must continue with the next **Submessage**. Concretely: an implementation of RTPS 2.5 must ignore any **Submessages** with IDs that are outside of the **SubmessageKind** set defined in version 2.5. SubmessageIds in the vendor-specific range coming from a *vendorId* that is unknown must also be ignored and parsing must continue with the next **Submessage**.
4. **Submessage** flags. The receiver of a Submessage should ignore unknown flags. An implementation of RTPS 2.5 should skip all flags that are marked as “X” (unused) in the protocol.
5. A valid *submessageLength* field must *always* be used to find the next **Submessage**, even for **Submessages** with known IDs.
6. A known but invalid **Submessage** invalidates the rest of the **Message**. Sub clause 8.3.8 describes each known.

**Submessage** and when it should be considered invalid. Reception of a valid header and/or Submessage has two effects:

#### **DDSI RTPS-12 - Inclusion of Message Size & CRC as part of DDSI/RTPS Messages!**

1. It can change the state of the Receiver; this state influences how the following **Submessages** in the **Message** are interpreted. 8.3.8 discusses how the state changes for each **Submessage**. In this version of the protocol, only the Header and the **Submessages HeaderExtension**, InfoSource, InfoReply, InfoDestination, and InfoTimestamp change the state of the Receiver.
2. It can affect the behavior of the Endpoint to which the message is destined. This applies to the basic RTPS messages: Data, DataFrag, HeartBeat, AckNack, Gap, HeartbeatFrag, NackFrag.

Sub clause 8.3.8 describes the detailed interpretation of the **Header** and every **Submessage**.

Deleted: 8.3.88.3.7

Deleted: 8.3.88.3.7

Deleted: 2.3

### 8.3.5 RTPS SubmessageElements

#### DDSI RTP25-2 - Discriminating the reasons for a GAP!

#### DDSI RTP25-12 - Inclusion of Message Size & CRC as part of DDSI/RTPS Messages!

Each RTPS message contains a variable number of RTPS Submessages. Each RTPS Submessage in turn is built from a set of predefined atomic building blocks called **SubmessageElements**. RTPS 2.5 defines the **submessage elements** shown in Figure 8.13 below.

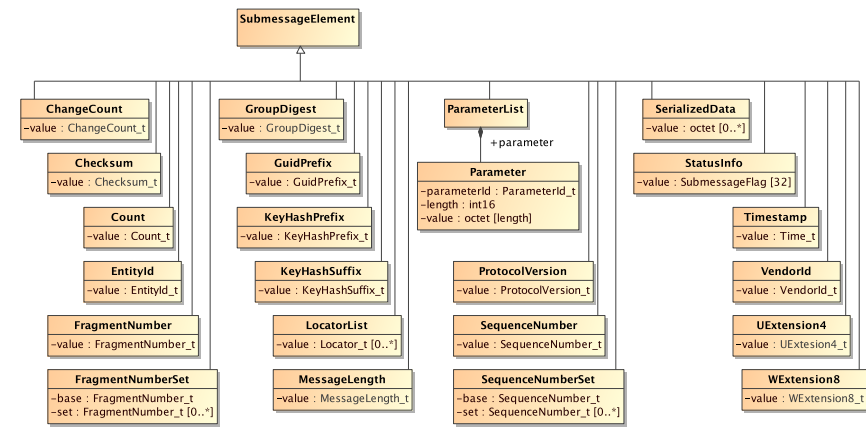


Figure 8.13- RTPS SubmessageElements

#### 8.3.5.1 The GuidPrefix, and EntityId

These SubmessageElements are used to contain the **GuidPrefix\_t** and **EntityId\_t** parts of a **GUID\_t** (defined in 8.2.4.1) within Submessages.

Table 8.18- Structure of the GuidPrefix SubmessageElement

field	type	meaning
value	GuidPrefix_t	Identifies the GuidPrefix_t part of the GUID_t of the Entity that is the source or target of the message.

Table 8.19- Structure of the EntityId SubmessageElement

field	type	meaning
value	EntityId_t	Identifies the EntityId_t part of the GUID_t of the Entity that is the source or target of the message.

#### 8.3.5.2 VendorId

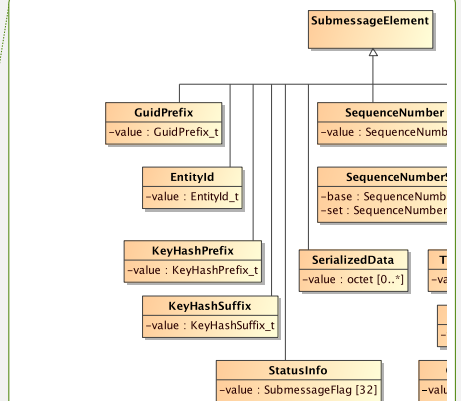
The VendorId identifies the vendor of the middleware implementing the RTPS protocol and allows this vendor to add specific extensions to the protocol. The vendor ID does not refer to the vendor of the device or product that contains DDS middleware.

Table 8.20- Structure of the VendorId SubmessageElement

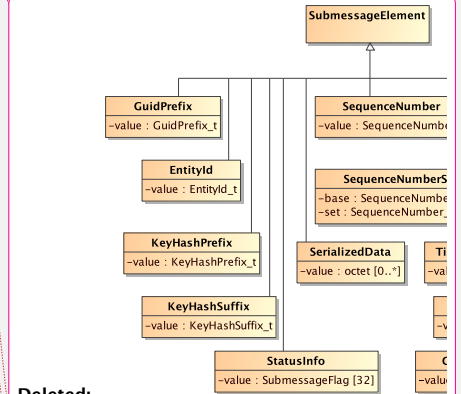
Deleted: 2.52.4

Deleted: Figure 8.13 Figure 8.12

Deleted: following Submessage elements: GuidPrefix, EntityId, SequenceNumber, SequenceNumberSet, FragmentNumber, FragmentNumberSet, VendorId, ProtocolVersion, LocatorList, Timestamp, Count, SerializedData, ParameterList, and GroupDigest.



Deleted:



Deleted:

Deleted: 1312

Deleted: 1817

Deleted: 1918

Deleted: 2019

Deleted: 2.3

field	type	meaning
<i>value</i>	VendorId_t	Identifies the vendor of the middleware that implements the protocol.

The following values are reserved by the protocol:

VENDOR.ID\_UNKNOWN

Other values must be assigned by the OMG.

### 8.3.5.3 ProtocolVersion

The ProtocolVersion defines the version of the RTPS protocol.

Table 8.21- Structure of the ProtocolVersion SubmessageElement

field	type	meaning
<i>value</i>	ProtocolVersion_t	Identifies the major and minor version of the RTPS protocol.

Deleted: 2120

The RTPS protocol version 2.5 defines the following special values:

PROTOCOLVERSION\_1\_0  
 PROTOCOLVERSION\_1\_1  
 PROTOCOLVERSION\_2\_0  
 PROTOCOLVERSION\_2\_1  
 PROTOCOLVERSION\_2\_2  
 PROTOCOLVERSION\_2\_2  
 PROTOCOLVERSION\_2\_4

Deleted: 2.4

### 8.3.5.4 SequenceNumber

A sequence number is a 64-bit signed integer, that can take values in the range:  $-2^{63} \leq N \leq 2^{63}-1$ . The selection of 64 bits as the representation of a sequence number ensures the sequence numbers never<sup>1</sup> wrap. Sequence numbers begin at 1.

Table 8.22- Structure of the SequenceNumber SubmessageElements

field	type	meaning
<i>value</i>	SequenceNumber_t	Provides the value of the 64-bit sequence number.

Deleted: 2221

The protocol reserves the following value:

SEQUENCENUMBER\_UNKNOWN

### 8.3.5.5 SequenceNumberSet

**SequenceNumberSet** SubmessageElements are used as parts of several messages to provide binary information about individual sequence numbers within a range. The sequence numbers represented in the **SequenceNumberSet** are limited to belong to an interval with a range no bigger than 256. In other words, a valid **SequenceNumberSet** must verify that:

maximum(SequenceNumberSet) - minimum(SequenceNumberSet) < 256  
 minimum(SequenceNumberSet) >= 1

The above restriction allows **SequenceNumberSet** to be represented in an efficient and compact way using bitmaps.

<sup>1</sup> Even assuming an extremely fast rate of message generation for a single RTPS Writer such as 100 messages per microsecond, the 64-bit integer would not roll over for approximately 3000 years of uninterrupted operation.

Deleted: 2.3

**SequenceNumberSet** SubmessageElements are used for example to selectively request re-sending of a set of sequence numbers.

Table 8.23- Structure of the SequenceNumberSet SubmessageElement

Deleted: 2322

field	type	meaning
<i>base</i>	SequenceNumber_t	Identifies the first sequence number in the set.
<i>set</i>	SequenceNumber_t[*]	A set of sequence numbers, each verifying that: $base \leq element(set) \leq base+255$

### 8.3.5.6 FragmentNumber

A fragment number is a 32-bit unsigned integer and is used by Submessages to identify a particular fragment in fragmented serialized data. Fragment numbers start at 1.

Table 8.24- Structure of the FragmentNumber SubmessageElement

Deleted: 2423

field	type	meaning
<i>value</i>	FragmentNumber_t	Provides the value of the 32-bit fragment number.

### 8.3.5.7 FragmentNumberSet

**FragmentNumberSet** SubmessageElements are used to provide binary information about individual fragment numbers within a range. The fragment numbers represented in the **FragmentNumberSet** are limited to belong to an interval with a range no bigger than 256. In other words, a valid **FragmentNumberSet** must verify that:

$$\begin{aligned} \text{maximum}(\text{FragmentNumberSet}) - \text{minimum}(\text{FragmentNumberSet}) &< 256 \\ \text{minimum}(\text{FragmentNumberSet}) &\geq 1 \end{aligned}$$

The above restriction allows **FragmentNumberSet** to be represented in an efficient and compact way using bitmaps.

**FragmentNumberSet** SubmessageElements are used for example to selectively request re-sending of a set of fragments.

Table 8.25- Structure of the FragmentNumberSet SubmessageElement

Deleted: 2524

field	type	meaning
<i>base</i>	FragmentNumber_t	Identifies the first fragment number in the set.
<i>set</i>	FragmentNumber_t[*]	A set of fragment numbers, each verifying that: $base \leq element(set) \leq base+255$

### 8.3.5.8 Timestamp

**Timestamp** is used to represent time. The representation should be capable of having a resolution of nano-seconds or better.

Table 8.26- Structure of the Timestamp SubmessageElement

Deleted: 2625

field	type	meaning
<i>value</i>	Time_t	Provides the value of the timestamp

There are three special values used by the protocol:

Deleted: 2.3



TIME\_ZERO  
 TIME\_INVALID  
 TIME\_INFINITE

### 8.3.5.9 ParameterList

**ParameterList** is used as part of several messages to contain parameters that may affect the interpretation of the message. The representation of the parameters follows a mechanism that allows extensions without breaking backwards compatibility.

Deleted: QoS  
 Deleted: to the QoS

Table 8.27 - Structure of the ParameterList SubmessageElement

field	type	meaning
<i>parameter</i>	Parameter[*]	List of parameters

Deleted: 2726

Table 8.28 - Structure of each Parameter in a ParameterList SubmessageElement

field	type	meaning
<i>parameterId</i>	ParameterId_t	Uniquely identifies a parameter
<i>length</i>	short	Length of the parameter value
<i>value</i>	octet[length]	Parameter value

Deleted: 2827

The actual representation of the ParameterList is defined for each PSM. However, in order to support interoperability or bridging between PSMs and allow for extensions that preserve backwards compatibility, the representation used by all PSMs must comply with the following rules:

- There shall be no more than  $2^{16}$  possible values of the ParameterId\_t *parameterId*.
- A range of  $2^{15}$  values is reserved for protocol-defined parameters. All the parameter\_id values defined by the 2.5 version of the protocol and all future revisions of the same major version must use values in this range.
- A range of  $2^{15}$  values is reserved for vendor-defined parameters. The 2.5 version of the protocol and any future revisions of the protocol that correspond to the same major version are not allowed to use values in this range.
- The maximum length of any parameter is limited to  $2^{16}$  octets.

Deleted: 2.4

Deleted: 2.4

Subject to the above constraints, different PSMs might choose different representations for the ParameterId\_t. For example, a PSM could represent *parameterId* using short integers while another PSM may use strings.

### 8.3.5.10 Count

**Count** is used by several Submessages and enables a receiver to detect duplicates of the same Submessage.

Table 8.29 - Structure of the Count SubmessageElement

field	type	meaning
<i>value</i>	Count_t	Count value

Deleted: 2928

## [DDSI RTP25-2 - Discriminating the reasons for a GAP]

### 8.3.5.11 ChangeCount

**ChangeCount** is used in the **Gap** Submessage and enables the sender to indicate the number of changes within the **Gap** that belong to a certain category.

Deleted: 2.3

Table 8.30 - Structure of the ChangeCount SubmessageElement

field	type	meaning
value	ChangeCount_t	The number of changes belonging to a category

Deleted: 3028

### 8.3.5.12 Checksum

#### [DDSIRTP25-12 - Inclusion of Message Size & CRC as part of DDSI/RTPS Messages]

**Checksum** is used in the **HeaderExtension** Submessage and enables the receiver to detect messages corrupted by the underlying transport.

Depending on the underlying transport used to send the RTPS message, the transport may already provide sufficient guarantee that messages are not corrupted. In these cases, the **Checksum** may be omitted from the **HeaderExtension**. The specific behavior shall be defined for each Transport PSM.

Table 8.31 - Structure of the Checksum SubmessageElement

field	type	meaning
value	Checksum32_t, or Checksum64_t, or Checksum128_t	A checksum of the RTPS Message, including the RTPS Header.

### 8.3.5.13 MessageLength

#### [DDSIRTP25-12 - Inclusion of Message Size & CRC as part of DDSI/RTPS Messages]

**MessageLength** is used in the **HeaderExtension** Submessage and enables the sender to indicate the length of the RTPS message.

Depending on the underlying transport used to send the RTPS message, the length of the RTPS message may already be derivable from the information in the transport header. In these cases, the **MessageLength** may be omitted from the **HeaderExtension**. The specific behavior shall be defined for each Transport PSM.

Table 8.32 - Structure of the MessageLength SubmessageElement

field	type	meaning
value	MessageLength_t	The length of the RTPS Message, including the RTPS Header.

### 8.3.5.14 UExtension4

#### [DDSIRTP25-12 - Inclusion of Message Size & CRC as part of DDSI/RTPS Messages]

**UExtension4** is used in the **HeaderExtension** Submessage and enables the sender to add 4 octets of information to the header. This version of the specification does not interpret these bytes. It is intended to support future extensions of the RTPS specification.

Table 8.33 - Structure of the UExtension4 SubmessageElement

field	type	meaning
value	UExtension4_t	Undefined. Intended for a future extension.

Deleted: 2.3

### 8.3.5.15 WExtension8

**WExtension8** is used in the **HeaderExtension** Submessage and enables the sender to add 8 octets of information to the header. This version of the specification does not interpret these bytes. It is intended to support future extensions of the RTPS specification.

### [DDSI RTP25-12 - Inclusion of Message Size & CRC as part of DDSI/RTPS Messages]

Table 8.34 - Structure of the WExtension8 SubmessageElement

field	type	meaning
value	WExtension8_t	Undefined. Intended for a future extension.

### 8.3.5.16 LocatorList

**LocatorList** is used to specify a list of locators.

Table 8.35 - Structure of the LocatorList SubmessageElement

field	type	meaning
value	Locator_t[*]	List of locators

### 8.3.5.17 SerializedData

**SerializedData** contains the serialized representation of the value of a data-object. The RTPS protocol does not interpret the serialized data-stream. Therefore, it is represented as opaque data. For additional information see, 10 Serialized Payload Representation.

Table 8.36 – Structure of the SerializedData SubmessageElement

field	type	meaning
value	octet[*]	Serialized data-stream

### 8.3.5.18 SerializedDataFragment

**SerializedDataFragment** contains the serialized representation of a data-object that has been fragmented. Like for unfragmented SerializedData, the RTPS protocol does not interpret the fragmented serialized data-stream. Therefore, it is represented as opaque data. For additional information see, Serialized Payload Representation.

Table 8.37 - SerializedDataFragment

field	type	meaning
value	octet[*]	Serialized data-stream fragment

### 8.3.5.19 GroupDigest

**GroupDigest** is used to communicate a set of *EntityId\_t* in a compact manner.

Table 8.38 - Structure of the GroupDigest SubmessageElement

field	type	meaning
-------	------	---------

Deleted: 2.3

<i>value</i>	GroupDigest_t	Type used to hold a digest value that uniquely identifies a group of Entities belonging to the same Participant.
--------------	---------------	--

### 8.3.6 The RTPS Header

As described in 8.3.3, every RTPS Message must start with a **Header**.

#### 8.3.6.1 Purpose

The **Header** is used to identify the message as belonging to the RTPS protocol, to identify the version of the RTPS protocol used, and to provide context information that applies to the Submessages contained within the message.

#### 8.3.6.2 Content

The elements that form the structure of the **Header** were described in 8.3.3.1. The structure of the Header can only be changed if the major version of the protocol is also changed.

#### 8.3.6.3 Validity

A **Header** is invalid when any of the following are true:

- The Message has less than the required number of octets to contain a full **Header**. The number required is defined by the PSM.
- Its *protocol* value does not match the value of `PROTOCOL_RTPS`<sup>2</sup>.
- The major protocol version is larger than the major protocol version supported by the implementation.

#### 8.3.6.4 Change in state of Receiver

The initial state of the **Receiver** is described in 8.3.4. This sub clause describes how the **Header** of a new Message affects the state of the **Receiver**.

```
Receiver.sourceGuidPrefix = Header.guidPrefix
Receiver.sourceVersion = Header.version
Receiver.sourceVendorId = Header.vendorId
Receiver.haveTimestamp = false
```

#### 8.3.6.5 Logical Interpretation

None

### 8.3.7 The RTPS HeaderExtension

#### [DDSIRTP25-12 - Inclusion of Message Size & CRC as part of DDSI/RTPS Messages]

#### 8.3.7.1 Purpose

The **HeaderExtension** is used to convey optional information about the RTPS Message. This submessage, if present, shall appear immediately after the RTPS Header.

#### 8.3.7.2 Content

The elements that form the structure of the **HeaderExtension** were described in 8.3.3.2.

<sup>2</sup> The actual value of the `PROTOCOL_RTPS` constant is provided by the PSM.

Deleted: 2.3

### 8.3.7.3 Validity

This **HeaderExtension** is invalid when any of the following is true:

- The submessage is present but does not immediately follow the **RTPS Header**.
- The *submessageLength* in the **Submessage** header is too small to fit the fields that are present as indicated by the submessage flags.
- The *messageLength* is too small to fit the **RTPS Header** and the **HeaderExtension**.
- The *parameters* are malformed.

### 8.3.7.4 Change in state of Receiver

The state of the **Receiver** changes if certain fields are present in the **HeaderExtension** as indicated below:

```
IF ( LengthFlag ) {
    Receiver.messageLength = HeaderExtension.messageLength
}

IF ( TimestampFlag ) {
    Receiver.rtpsSendTimestamp = HeaderExtension.rtpsSendTimestamp
    Receiver.rtpsReceptionTimestamp = GetCurrentTime()
    RECEIVER.clockSkewDetected =
        CLOCK_SKEW_DETECTED(receptionTime, Receiver.rtpsSendTimestamp)
}

IF ( uExtensionFlag ) {
    Receiver.uExtension4 = HeaderExtension.uExtension4
}
IF ( wExtensionFlag ) {
    Receiver.wExtension8 = HeaderExtension.wExtension8
}
IF ( ChecksumFlags != 00 ) {
    Receiver.messageChecksum = HeaderExtension.messageChecksum
}
IF ( ParametersFlag ) {
    Receiver.parameters = HeaderExtension.parameters
}
```

### 8.3.7.5 Logical Interpretation

The **HeaderExtension** may be sent to communicate the length of the **RTPS Message**, the time when the message was sent, a checksum of the **RTPS Message**, or additional information about the **RTPS message**.

The *messageLength* may be useful for managing memory while receiving incoming **RTPS messages**. The value of the *messageLength* shall indicate the length of the entire **RTPS Message** starting from the beginning of the **RTPS Header**.

The *rtpsSendTimestamp* represents the time the **RTPS message** was sent. It is measured using the clock of the sending Participant.

The *rtpsReceptionTimestamp* represents the time when the **RTPS message** was received. It is measured using the clock of the receiving Participant.

The function `CLOCK_SKEW_DETECTED()` represents an implementation-specific function used to determine whether the sending and receiving participant clocks are not synchronized or have too large a skew. The criteria

Deleted: 2.3

used is implementation-specific, but it could be as simple as detecting a message delay that exceeds a pre-configured threshold.

The value of *clockSkewDetected* represents whether clock skew was detected for this RTPS message. This can be used to correct the source timestamps associated with the DATA messages. See 8.3.8.11.5

The *uExtension4* and *wExtension8* may be useful to communicate additional data on the header in a future version of the RTPS specification.

The *messageChecksum* may be useful to detect message corruption by the underlying transport. It shall be computed over the entire RTPS Message. For the purpose of computing the checksum, the value of the *messageChecksum* field in the RTPS HeaderExtension shall be set to zero.

The *parameters* contain additional information about the RTPS Message. This is intended for future extensibility and vendor extensions. This version of the specification does not define any parameters in the HeaderExtension.

### 8.3.8 RTPS Submessages

The RTPS protocol version 2.5 defines several kinds of Submessages. They are categorized into two groups: Entity- Submessages and Interpreter-Submessages. Entity Submessages target an RTPS *Entity*. Interpreter Submessages modify the RTPS *Receiver* state and provide context that helps process subsequent Entity Submessages.

Deleted: 2.4

The Entity Submessages are:

- **Data:** Contains information regarding the value of an application Date-object. **Data** Submessages are sent by **Writers** to **Readers**.
- **DataFrag:** Equivalent to **Data**, but only contains a part of the new value (one or more fragments). Allows data to be transmitted as multiple fragments to overcome transport message size limitations.
- **Heartbeat:** Describes the information that is available in a **Writer**. **Heartbeat** messages are sent by a **Writer** to one or more **Readers**.
- **HeartbeatFrag:** For fragmented data, describes what fragments are available in a **Writer**. **HeartbeatFrag** messages are sent by a **Writer** to one or more **Readers**.
- **Gap:** Describes the information that is no longer relevant to **Readers**. **Gap** messages are sent by a **Writer** to one or more **Readers**.
- **AckNack:** Provides information on the state of a **Reader** to a **Writer**. **AckNack** messages are sent by a **Reader** to one or more **Writers**.
- **NackFrag:** Provides information on the state of a **Reader** to a **Writer**, more specifically what fragments the **Reader** is still missing. **NackFrag** messages are sent by a **Reader** to one or more **Writers**.

The Interpreter Submessages are:

#### [DDSIRTP25-12 - Inclusion of Message Size & CRC as part of DDSI/RTPS Messages]

- **HeaderExtension:** Provides additional information that logically belongs in the RTPS Header. The additional information is included inside this submessage, instead of the RTPS Header, in order to preserve interoperability with earlier versions of the RTPS protocol. RTPS version 2.4 and earlier version are not able to process the HeaderExtension and will skip this submessage.
- **InfoSource:** Provides information about the source from which subsequent Entity Submessages originated. This Submessage is primarily used for relaying RTPS Submessages. This is not discussed in the current specification.
- **InfoDestination:** Provides information about the final destination of subsequent Entity Submessages. This Submessage is primarily used for relaying RTPS Submessages. This is not discussed in the current specification.

Deleted: 2.3

- **InfoReply:** Provides information about where to reply to the entities that appear in subsequent Submessages.
- **InfoTimestamp:** Provides a source timestamp for subsequent Entity Submessages.
- **Pad:** Used to add padding to a Message if needed for memory alignment.

**DDSIRTP25-2 - Discriminating the reasons for a GAP**

**DDSIRTP25-12 - Inclusion of Message Size & CRC as part of DDSI/RTPS Messages**

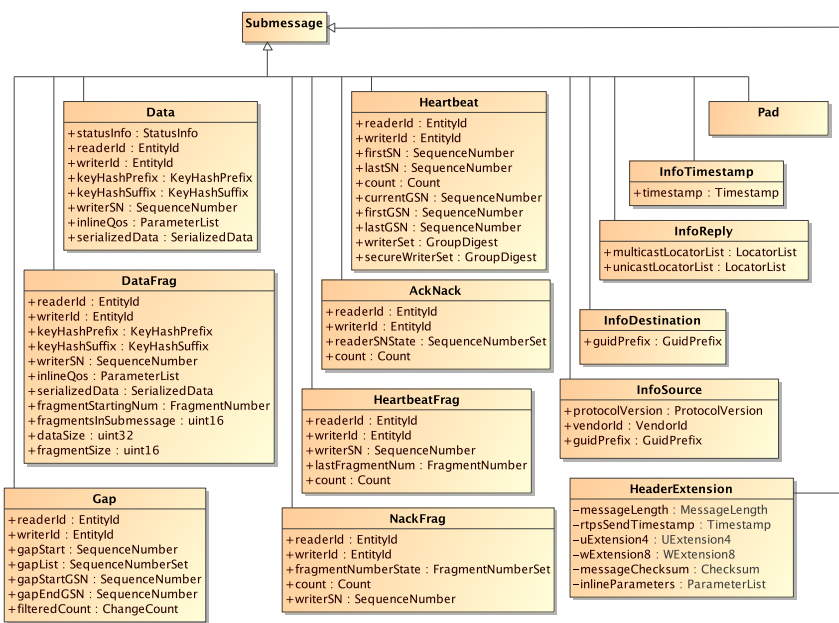
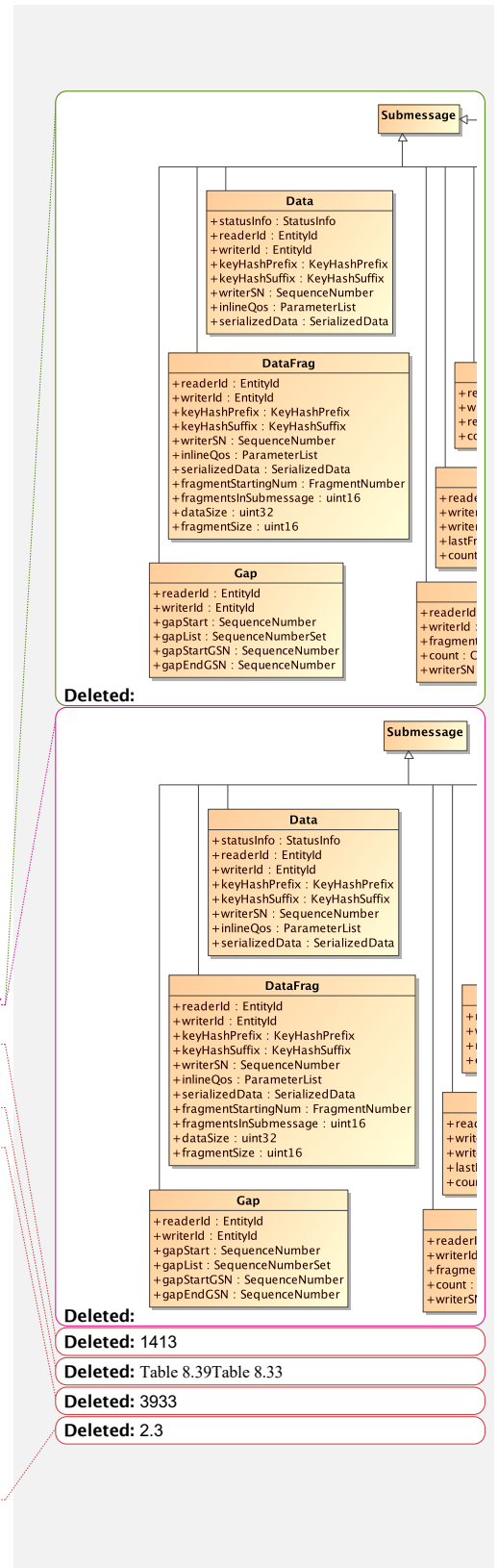


Figure 8.14 - RTPS Submessages

This sub clause describes each of the Submessages and their interpretation. Each Submessage is described in the same manner under the headings described in Table 8.39.

Table 8.39 - Scheme used to describe each Submessage

heading	meaning
Purpose	High-level description of the main purpose of the <b>Submessage</b>
Content	Description of the <b>SubmessageHeader</b> ( <i>SubmessageId</i> and <i>flags</i> ). Description of the <b>SubmessageElements</b> that can appear in the <b>Submessage</b> .
Validity	Constraints that must be met by the <b>Submessage</b> in order for it to be valid.



Change in State of the Receiver	The interpretation and meaning of a <b>Submessage</b> within a <b>Message</b> may depend on the previous <b>Submessages</b> within that same <b>Message</b> . As described in 8.3.4 this context is modeled as the state of a <b>Receiver</b> object.
Logical interpretation	Description of how the <b>Submessage</b> should be interpreted.

### 8.3.8.1 AckNack

#### 8.3.8.1.1 Purpose

This Submessage is used to communicate the state of a **Reader** to a **Writer**. The Submessage allows the Reader to inform the Writer about the sequence numbers it has received and which ones it is still missing. This Submessage can be used to do both positive and negative acknowledgments.

#### 8.3.8.1.2 Content

The elements that form the structure of the **AckNack** message are described in the table below.

Table 8.40 - Structure of the AckNack Submessage

element	type	meaning
<i>EndiannessFlag</i>	SubmessageFlag	Appears in the Submessage header flags. Indicates endianness.
<i>FinalFlag</i>	SubmessageFlag	Appears in the Submessage header flags. Indicates to the Writer whether a response is mandatory.
<i>readerId</i>	EntityId	Identifies the Reader entity that acknowledges receipt of certain sequence numbers and/or requests to receive certain sequence numbers.
<i>writerId</i>	EntityId	Identifies the Writer entity that is the target of the AckNack message. This is the Writer Entity that is being asked to re-send some sequence numbers or is being informed of the reception of certain sequence numbers.
<i>readerSNState</i>	SequenceNumberSet	Communicates the state of the reader to the writer. All sequence numbers up to the one prior to <i>readerSNState.base</i> are confirmed as received by the reader. The sequence numbers that appear in the set indicate missing sequence numbers on the reader side. The ones that do not appear in the set are undetermined (could be received or not).
<i>count</i>	Count	A counter that is incremented each time a new AckNack message is sent. Provides the means for a Writer to detect duplicate AckNack messages that can result from the presence of redundant communication paths.

#### 8.3.8.1.3 Validity

This Submessage is *invalid* when any of the following is true:

- *submessageLength* in the Submessage header is too small.
- *readerSNState* is invalid (as defined in Section 8.3.5.5).

#### 8.3.8.1.4 Change in state of Receiver

None

Deleted: 4034

Deleted: 2.3



### 8.3.8.1.5 Logical Interpretation

The **Reader** sends the **AckNack** message to the **Writer** to communicate its state with respect to the sequence numbers used by the **Writer**.

The **Writer** is uniquely identified by its GUID. The **Writer GUID** is obtained using the state of the **Receiver**:

```
writerGUID = { Receiver.destGuidPrefix, AckNack.writerId }
```

The **Reader** is uniquely identified by its GUID. The **Reader GUID** is obtained using the state of the **Receiver**:

```
readerGUID = { Receiver.sourceGuidPrefix, AckNack.readerId }
```

The message serves two purposes simultaneously:

- The Submessage *acknowledges* all sequence numbers up to and including the one just before the lowest sequence number in the **SequenceNumberSet** (that is `readerSNState.base - 1`).
- The Submessage *negatively-acknowledges* (requests) the sequence numbers that appear explicitly in the set.

The mechanism to explicitly represent sequence numbers depends on the **PSM**. Typically, a compact representation (such as a **bitmap**) is used.

The **FinalFlag** indicates whether a **Heartbeat** by the **Writer** is expected by the **Reader** or if the decision is left to the **Writer**. The use of this flag is described in Section 8.4.

### 8.3.8.2 Data

This Submessage is sent from an **RTPS Writer** to an **RTPS Reader**.

#### 8.3.8.2.1 Purpose

The Submessage notifies the **RTPS Reader** of a change to a data-object belonging to the **RTPS Writer**. The possible changes include both changes in value as well as changes to the lifecycle of the data-object.

#### 8.3.8.2.2 Contents

The elements that form the structure of the **Data** message are described in the table below.

Table 8.41- Structure of the Data Submessage

Deleted: 4135

element	type	meaning
<i>EndiannessFlag</i>	SubmessageFlag	Appears in the Submessage header flags. Indicates endianness.
<i>InlineQoSFlag</i>	SubmessageFlag	Appears in the Submessage header flags. Indicates to the Reader the presence of a <b>ParameterList</b> containing QoS parameters that should be used to interpret the message.
<i>DataFlag</i>	SubmessageFlag	Appears in the Submessage header flags. Indicates to the Reader that the <b>dataPayload</b> submessage element contains the serialized value of the data-object.
<i>KeyFlag</i>	SubmessageFlag	Appears in the Submessage header flags. Indicates to the Reader that the <b>dataPayload</b> submessage element contains the serialized value of the key of the data-object.
<i>NonStandardPayloadFlag</i>	SubmessageFlag	Appears in the Submessage header flags. Indicates to the Reader that the <b>serializedPayload</b> submessage element is not formatted according to Section 10.

Deleted: 2.3

<i>readerId</i>	EntityId	Identifies the RTPS <i>Reader</i> entity that is being informed of the change to the data-object.
<i>writerId</i>	EntityId	Identifies the RTPS <i>Writer</i> entity that made the change to the data-object.
<i>writerSN</i>	SequenceNumber	Uniquely identifies the change and the relative order for all changes made by the RTPS <i>Writer</i> identified by the writerGuid. Each change gets a consecutive sequence number. Each RTPS <i>Writer</i> maintains its own sequence number.
<i>inlineQos</i>	ParameterList	Present only if the InlineQoSFlag is set in the header. Contains QoS that may affect the interpretation of the message.
<i>serializedPayload</i>	SerializedPayload	Present only if either the DataFlag or the KeyFlag are set in the header. If the DataFlag is set, then it contains the new value of the data-object after the change. If the KeyFlag is set, then it contains the key of the data-object the message refers to.

#### 8.3.8.2.3 Validity

This Submessage is *invalid* when any of the following is true:

- *submessageLength* in the Submessage header is too small.
- *writerSN.value* is not strictly positive (1, 2, ...) or is SEQUENCENUMBER\_UNKNOWN.
- *inlineQos* is invalid.

#### 8.3.8.2.4 Change in state of Receiver

None

#### 8.3.8.2.5 Logical Interpretation

The RTPS *Writer* sends the **Data** Submessage to the RTPS *Reader* to communicate changes to the data-objects within the writer. Changes include both changes in value as well as changes to the lifecycle of the data-object.

Changes to the value are communicated by the presence of the *serializedPayload*. When present, the *serializedPayload* is interpreted either as the value of the data-object or as the key that uniquely identifies the data-object from the set of registered objects.

[\[DDSIRTP25-17 – Editorial corrections\]](#)

- If the *DataFlag* is set and the *KeyFlag* is not set, the *serializedPayload* element is interpreted as the value of the [data-object](#).
- If the *KeyFlag* is set and the *DataFlag* is not set, the *serializedPayload* element is interpreted as the value of the key that identifies the registered instance of the data-object.

If the *InlineQoSFlag* is set, the *inlineQos* element contains QoS values that override those of the RTPS *Writer* and should be used to process the update. For a complete list of possible in-line QoS parameters, see [Table 8.85](#).

If the *NonStandardPayloadFlag* is set then the *serializedPayload* element is not formatted according to Section 10. This flag is informational. It indicates that the SerializedPayload has been transformed as described in another specification. For example, this flag should be set when the SerializedPayload is transformed as described in the DDS-Security specification.

The Writer is uniquely identified by its GUID. The Writer GUID is obtained using the state of the Receiver:

```
writerGUID = { Receiver.sourceGuidPrefix, Data.writerId }
```

Deleted: dtat-

Deleted: Table 8.85Table 8.81

Deleted: 2.3

The Reader is uniquely identified by its GUID. The Reader GUID is obtained using the state of the Receiver:

```
readerGUID = { Receiver.destGuidPrefix, Data.readerId }
```

The Data.readerId can be ENTITYID\_UNKNOWN, in which case the **Data** applies to all **Readers** of that *writerGUID* within the **Participant** identified by the *GuidPrefix\_t* Receiver.destGuidPrefix.

### 8.3.8.3 DataFrag

This Submessage is sent from an RTPS **Writer** to an RTPS **Reader**.

#### 8.3.8.3.1 Purpose

The **DataFrag** Submessage extends the **Data** Submessage by enabling the *serializedData* to be fragmented and sent as multiple **DataFrag** Submessages. The fragments contained in the **DataFrag** Submessages are then re-assembled by the RTPS **Reader**.

Defining a separate **DataFrag** Submessage in addition to the **Data** Submessage, offers the following advantages:

- It keeps variations in contents and structure of each Submessage to a minimum. This enables more efficient implementations of the protocol as the parsing of network packets is simplified.
- It avoids having to add fragmentation information as in-line QoS parameters in the **Data** Submessage. This may not only slow down performance, it also makes on-the-wire debugging more difficult, as it is no longer obvious whether data is fragmented or not and which message contains what fragment(s).

#### 8.3.8.3.2 Contents

The elements that form the structure of the **DataFrag** Submessage are described in the table below.

Table 8.42 – Structure of the DataFrag Submessage

element	type	meaning
<i>EndiannessFlag</i>	SubmessageFlag	Appears in the Submessage header flags. Indicates endianness.
<i>InlineQosFlag</i>	SubmessageFlag	Appears in the Submessage header flags. Indicates to the Reader the presence of a ParameterList containing QoS parameters that should be used to interpret the message.
<i>NonStandardPayloadFlag</i>	SubmessageFlag	Appears in the Submessage header flags. Indicates to the Reader that the serializedPayload submessage element is not formatted according to Section 10.
<i>KeyFlag</i>	SubmessageFlag	Appears in the Submessage header flags. Indicates to the Reader that the dataPayload submessage element contains the serialized value of the key of the data-object.
<i>readerId</i>	EntityId	Identifies the RTPS <b>Reader</b> entity that is being informed of the change to the data-object.
<i>writerId</i>	EntityId	Identifies the RTPS <b>Writer</b> entity that made the change to the data- object.
<i>writerSN</i>	SequenceNumber	Uniquely identifies the change and the relative order for all changes made by the RTPS <b>Writer</b> identified by the writerGuid. Each change gets a consecutive sequence number. Each RTPS <b>Writer</b> maintains its own sequence number.

Deleted: 4236

Deleted: 2.3

<i>fragmentStartingNum</i>	FragmentNumber	Indicates the starting fragment for the series of fragments in <i>serializedData</i> . Fragment numbering starts with number 1.
<i>fragmentsInSubmessage</i>	ushort	The number of consecutive fragments contained in this Submessage, starting at <i>fragmentStartingNum</i> .
<i>dataSize</i>	ulong	The total size in bytes of the original data before fragmentation.
<i>fragmentSize</i>	ushort	The size of an individual fragment in bytes. The maximum fragment size equals 64K.
<i>inlineQos</i>	ParameterList	Present only if the InlineQosFlag is set in the header. Contains QoS that may affect the interpretation of the message.
<i>serializedPayload</i>	SerializedPayload	A consecutive series of fragments, starting at <i>fragmentStartingNum</i> for a total of <i>fragmentsInSubmessage</i> . Represents part of the new value of the data-object after the change. <ul style="list-style-type: none"> <li>• If the KeyFlag is not set, then it contains a consecutive set of fragments of the new value of the data-object after the change.</li> <li>• If the KeyFlag is set, then it contains a consecutive set of fragments of the key of the data-object the message refers to.</li> </ul> <p>In either case the consecutive set of fragments contains <i>fragmentsInSubmessage</i> fragments and starts with the fragment identified by <i>fragmentStartingNum</i>.</p>

### 8.3.8.3.3 Validity

This Submessage is *invalid* when any of the following is true:

- *submessageLength* in the Submessage header is too small.
- *writerSN.value* is not strictly positive (1, 2, ...) or is **SEQUENCENUMBER\_UNKNOWN**.
- *fragmentStartingNum.value* is not strictly positive (1, 2, ...) or exceeds the total number of fragments (see below).
- *fragmentSize* exceeds *dataSize*.
- The size of *serializedData* exceeds *fragmentsInSubmessage* \* *fragmentSize*.
- *inlineQos* is invalid.

### 8.3.8.3.4 Change in state of Receiver

None

### 8.3.8.3.5 Logical Interpretation

The **DataFrag** Submessage extends the **Data** Submessage by enabling the *serializedData* to be fragmented and sent as multiple **DataFrag** Submessages. Once the *serializedData* is re-assembled by the RTPS **Reader**, the interpretation of the **DataFrag** Submessages is identical to that of the **Data** Submessage.

How to re-assemble *serializedData* using the information in the **DataFrag** Submessage is described below.

The total size of the data to be re-assembled is given by *dataSize*. Each **DataFrag** Submessage contains a contiguous segment of this data in its *serializedData* element. The size of the segment is determined by the size of the *serializedData* element. During re-assembly, the offset of each segment is determined by:

Deleted: 2.3

$(\text{fragmentStartingNum} - 1) * \text{fragmentSize}$

The data is fully re-assembled when all fragments have been received. The total number of fragments to expect equals:

$(\text{dataSize} / \text{fragmentSize}) + ((\text{dataSize} \% \text{fragmentSize}) ? 1 : 0)$

Note that each **DataFrag** Submessage may contain multiple fragments. An RTPS *Writer* will select *fragmentSize* based on the smallest message size supported across all underlying transports. If some RTPS *Readers* can be reached across a transport that supports larger messages, the RTPS *Writer* can pack multiple fragments into a single **DataFrag** Submessage or may even send a regular **Data** Submessage if fragmentation is no longer required. For more details, see 8.4.14.1.

When sending *inlineQos* with **DataFrag** Submessages, it is only required to send the *inlineQos* with the first **DataFrag** Submessage for a given *Writer* sequence number. Sending the same *inlineQos* with every **DataFrag** Submessage for a given *Writer* sequence number is redundant.

### 8.3.8.4 Gap

#### 8.3.8.4.1 Purpose

##### DDSI RTP25-2 - Discriminating the reasons for a GAP!

This Submessage is sent from an RTPS *Writer* to an RTPS *Reader* and indicates to the RTPS *Reader* that a set of changes in the RTPS *Writer* *HistoryCache* are not available to one or more RTPS *Reader* endpoints and will not be sent to them. The changes are identified by their corresponding sequence numbers. The set may contain a contiguous range of sequence numbers as well as a list of sequence numbers beyond the range.

In addition, the *Gap* message may also inform the RTPS *Reader* of the number of changes in the *Gap* representing changes filtered for that RTPS *Reader*. These “filtered changes” are changes still present in the *Writer* *HistoryCache* that will not be sent to the RTPS *Reader* due to the application of a filtering criteria by the *Writer*. Examples of filtering criteria include:

- A content filter specified by the RTPS *Reader*.
- A time filter specified by the RTPS *Reader*.
- A writer-side specification that the sample is written directed to a specific set of RTPS *Reader* endpoints that do not include the RTPS *Reader* that receives the *Gap*.

Filtered changes should not be treated as samples lost by the RTPS *Reader*.

#### 8.3.8.4.2 Content

The elements that form the structure of the **Gap** message are described in the table below.

##### DDSI RTP25-2 - Discriminating the reasons for a GAP!

Table 8.43 - Structure of the Gap Submessage

element	type	meaning
<i>EndiannessFlag</i>	SubmessageFlag	Appears in the Submessage header flags. Indicates endianness.
<i>GroupInfoFlag</i>	SubmessageFlag	Appears in the Submessage header flags. Indicates the presence of additional information about the group of writers (Writer Group) the sender belongs to.
<i>FilteredCountFlag</i>	SubmessageFlag	<u>Appears in the Submessage header flags.</u> <u>Indicates the presence of the filteredCount submessage element.</u>

**Deleted:** range of sequence numbers is no longer relevant. The set may be a contiguous range of sequence numbers or a specific set of sequence numbers.

**Deleted:** 4337

**Deleted:** 2.3

<i>readerId</i>	EntityId	Identifies the Reader Entity that is being informed of the set of <u>changes that are not available</u> . <u>The readerId may be set to ENTITYID_UNKNOWN to indicate the Gap message applies to all Readers within the receiving Participant that are matched with the Writer specified by the writerId.</u>
<i>writerId</i>	EntityId	Identifies the Writer Entity to which the <u>not-available changes apply</u> .
<i>gapStart</i>	SequenceNumber	Identifies the first sequence number in the interval of sequence numbers <u>corresponding to the set of not-available changes</u> .
<i>gapList</i>	SequenceNumberSet	Serves two purposes: (1) Identifies the last sequence number in the interval of <u>sequence numbers corresponding to the set of not-available changes</u> . (2) Identifies an additional list of sequence numbers <u>corresponding to not-available changes</u> .
<i>gapStartGSN</i>	SequenceNumber	Present only if the GroupInfoFlag is set in the header. Identifies the group sequence number corresponding to the sample identified by <i>gapStart</i> .
<i>gapEndGSN</i>	SequenceNumber	Present only if the GroupInfoFlag is set in the header. Identifies the end of a continuous range of GSNs starting at <i>gapStartGSN</i> that are not available to the Reader. It shall be greater than or equal to the group sequence number corresponding to the sample identified by <i>gapList.bitmapBase</i> .
<u><i>filteredCount</i></u>	<u>ChangeCount</u>	<u>Present only if the FilteredCountFlag is set in the header.</u> <u>Indicates the number of changes corresponding to the set of sequence numbers in the Gap that are still present in the Writer cache but are being filtered for the RTPS Reader.</u>

**Deleted:** irrelevance of a  
**Deleted:** sequence numbers

**Deleted:** range of sequence numbers applies

**Deleted:** irrelevant

**Deleted:** irrelevant

**Deleted:** that are irrelevant

### 8.3.8.4.3 Validity

This Submessage is *invalid* when any of the following is true:

- *submessageLength* in the Submessage header is too small.
- *gapStart* is zero or negative.
- *gapList* is invalid (as defined in 8.3.5.5).

If *GroupInfoFlag* is set and:

- *gapStartGSN.value* is zero or negative
- *gapEndGSN.value* is zero or negative
- *gapEndGSN.value* < *gapStartGSN.value*-1

### 8.3.8.4.4 Change in state of Receiver

None

### 8.3.8.4.5 Logical Interpretation

#### **[DDSIRTP25-2 - Discriminating the reasons for a GAP]**

The RTPS *Writer* sends the **Gap** message to the RTPS *Reader* to communicate that certain changes are not available to the Reader. This is typically caused by Writer-side filtering of the sample (content-filtered topics,

**Deleted:** sequence numbers are no longer relevant

**Deleted:** 2.3

time-based filtering) as well as samples being replaced with new samples in a Writer with HISTORY Qos KEEP\_LAST.

The set of sequence numbers that identify the corresponding changes appear in the Gap message divided in two groups:

1. All sequence numbers in the range  $gapStart \leq sequence\_number \leq gapList.base - 1$
2. All the sequence numbers that appear explicitly listed in the gapList.

This set will be referred to as the `Gap::sequence_number_set`.

The Writer is uniquely identified by its GUID. The Writer GUID is obtained using the state of the Receiver:  
`writerGUID = { Receiver.sourceGuidPrefix, Gap.writerId }`

The Reader is uniquely identified by its GUID. The Reader GUID is obtained using the state of the Receiver:  
`readerGUID = { Receiver.destGuidPrefix, Gap.readerId }`

### DDSI RTP25-2 - Discriminating the reasons for a GAP

The `Gap.readerId` can be ENTITYID\_UNKNOWN, in which case the Gap applies to all Readers of that `writerGUID` within the Participant.

The `Writer` sets the `GroupInfoFlag` to indicate the presence of the `gapStartGSN` and `gapEndGSN` elements. These fields provide information related to the `CacheChanges` of `Writers` belonging to a `Writer Group`. See section 8.7.6 for how DDS uses this feature.

The `gapEndGSN` can extend past the `Group` Sequence Number that corresponds to `gapList.bitmapBase` in situations where those additional `Group` Sequence Numbers have been written by other `Writers`.

### DDSI RTP25-2 - Discriminating the reasons for a GAP

The `filteredCount` is the count of the sequence numbers in the `Gap::sequence_number_set` that correspond to changes that are still in the RTPS `Writer HistoryCache` but the `Writer` will not send as they are considered not relevant to the `Reader` receiving the `Gap`. This means the `Reader` would not have been interested in them because they do not meet some reader-specified criteria or because they were written exclusively targeting other `Reader` endpoints.

The `filteredCount`, if present, shall include:

- Changes filtered due to the writer-side application of a content-filtered-topic specified by the `Reader`.
- Changes filtered due to the writer-side application a time filter specified by the `Reader`.
- Changes that are written in ways that intend to exclude delivery to the `Reader`.
- Changes that are referenced in a `Gap` as non-relevant for a `Reader` may still be in the `Writer HistoryCache`. They may be relevant to other `Readers` (e.g. a reader without a content filter).

The `filteredCount` shall **not** include changes that are no longer in the RTPS `Writer HistoryCache` unless the RTPS `Writer` knows that the sample would have been filtered for the `Reader` even if it was still in the cache. In particular, the `filteredCount` does not include changes that correspond to samples replaced by HISTORY Qos set to KEEP\_LAST as well as samples removed from the `Writer` cache due to hitting any resource limit.

#### 8.3.8.5 HeaderExtension

### DDSI RTP25-12 - Inclusion of Message Size & CRC as part of DDSI RTPS Messages

This submessage is logically part of the header and it is defined in 8.3.7.

Deleted: In this scenario, new data-values may replace the old values of the data-objects that were represented by the sequence numbers that appear as irrelevant in the Gap.

Deleted: irrelevant

Deleted: communicated by

Deleted: are composed of

Deleted: irrelevant\_sequence\_number\_list

Deleted: 2.3

### 8.3.8.6 Heartbeat

#### 8.3.8.6.1 Purpose

This message is sent from an RTPS *Writer* to an RTPS *Reader* to communicate the sequence numbers of changes that the *Writer* has available.

#### 8.3.8.6.2 Content

The elements that form the structure of the **Heartbeat** message are described in the table below.

Table 8.44 - Structure of the Heartbeat Submessage

element	type	meaning
<i>EndiannessFlag</i>	SubmessageFlag	Appears in the Submessage header flags. Indicates endianness.
<i>FinalFlag</i>	SubmessageFlag	Appears in the Submessage header flags. Indicates whether the Reader is required to respond to the Heartbeat or if it is just an advisory heartbeat.
<i>LivelinessFlag</i>	SubmessageFlag	Appears in the Submessage header flags. Indicates that the DDS DataWriter associated with the RTPS <i>Writer</i> of the message has manually asserted its LIVELINESS.
<i>GroupInfoFlag</i>	SubmessageFlag	Appears in the Submessage header flags. Indicates the presence of additional information about the group of writers (Writer Group) the sender belongs to.
<i>readerId</i>	EntityId	Identifies the Reader Entity that is being informed of the availability of a set of sequence numbers. Can be set to ENTITYID_UNKNOWN to indicate all readers for the writer that sent the message.
<i>writerId</i>	EntityId	Identifies the Writer Entity to which the range of sequence numbers applies.
<i>firstSN</i>	SequenceNumber	If samples are available in the Writer, identifies the first (lowest) sequence number that is available in the Writer. If no samples are available in the Writer, identifies the lowest sequence number that is yet to be written by the Writer.
<i>lastSN</i>	SequenceNumber	Identifies the last (highest) sequence number that the Writer has ever written.
<i>count</i>	Count	A counter that is incremented each time a new Heartbeat message is sent. Provides the means for a Reader to detect duplicate Heartbeat messages that can result from the presence of redundant communication paths.
<i>currentGSN</i>	SequenceNumber	Present only if the <i>GroupInfoFlag</i> is set in the header. Identifies the last (highest) group sequence number written by any <i>DataWriter</i> in the <i>Writer's Group</i> at the time that the <b>HeartBeat</b> was sent.
<i>firstGSN</i>	SequenceNumber	Present only if the <i>GroupInfoFlag</i> is set in the header. Identifies the group sequence number corresponding to the sample identified by sequence number <i>firstSN</i> .

Deleted: 4438

Deleted: 2.3



<i>lastGSN</i>	SequenceNumber	Present only if the <i>GroupInfoFlag</i> is set in the header. Identifies the group sequence number corresponding to the sample identified by sequence number <i>lastSN</i> .
<i>writerSet</i>	GroupDigest	Present only if the <i>GroupInfoFlag</i> is set in the header. Identifies the subset of <i>Writers</i> that belong to the <i>Writer's Group</i> at the time the sample with <i>currentGSN</i> was written.
<i>secureWriterSet</i>	GroupDigest	Present only if the <i>GroupInfoFlag</i> is set in the header. Reserved for use by the DDS-Security Specification.

The following examples illustrate how the *firstSN.value* and *lastSN.value* are assigned in various scenarios.

**Example 1.** A *Writer* that has never written any samples before sending a **Heartbeat** will send a **Heartbeat** with *firstSN.value* = 1, *lastSN.value* = 0.

**Example 2.** A *Writer* that has only one sample in its cache with sequence number *SN* will send a **Heartbeat** with *firstSN.value* = *lastSN.value* = *SN*.

**Example 3.** A *Writer* that has written 10 samples and still has the last 5 samples in its cache will send a **Heartbeat** with *firstSN.value* = 6, *lastSN.value* = 10.

**Example 4.** A *Writer* that has written 10 samples before sending a **Heartbeat** but does not have any samples available at the time of the **Heartbeat** will send a **Heartbeat** with *firstSN.value* = 11, *lastSN.value* = 10.

#### 8.3.8.6.3 Validity

This Submessage is *invalid* when any of the following is true:

- *submessageLength* in the Submessage header is too small
- *firstSN.value* is zero or negative
- *lastSN.value* is negative
- *lastSN.value* < *firstSN.value* - 1

#### DDSI RTPS-10 - currentGSN.value < lastGSN.value condition seems wrong

If *GroupInfoFlag* is set and:

- *currentGSN.value* is zero or negative
- *firstGSN.value* is zero or negative
- *lastGSN.value* is negative
- *lastGSN.value* < *firstGSN.value* - 1
- *currentGSN.value* < *firstGSN.value*
- *currentGSN.value*  $\geq$  *lastGSN.value*

Deleted: <

#### 8.3.8.6.4 Change in state of Receiver

None

#### 8.3.8.6.5 Logical Interpretation

The **Heartbeat** message serves two purposes:

1. It informs the *Reader* of the sequence numbers that are available in the writer's *HistoryCache* so that the *Reader* may request (using an **AckNack**) any that it has missed.
2. It requests the *Reader* to send an acknowledgement for the *CacheChange* changes that have been entered into the reader's *HistoryCache* such that the *Writer* knows the state of the reader.

Deleted: 2.3

All **Heartbeat** messages serve the first purpose. That is, the Reader will always find out the state of the writer's **HistoryCache** and may request what it has missed. Normally, the RTPS **Reader** would only send an AckNack message if it is missing a **CacheChange**.

The **Writer** uses the **FinalFlag** to request the **Reader** to send an acknowledgment for the sequence numbers it has received. If the **Heartbeat** has the **FinalFlag** set, then the **Reader** is **not** required to send an **AckNack** message back. However, if the **FinalFlag** is not set, then the **Reader must** send an **AckNack** message indicating which **CacheChange** changes it has received, even if the **AckNack** indicates it has received all **CacheChange** changes in the writer's **HistoryCache**.

The **Writer** sets the **LivelinessFlag** to indicate that the DDS DataWriter associated with the RTPS **Writer** of the message has manually asserted its liveliness using the appropriate DDS operation (see the DDS Specification). The RTPS **Reader** should therefore renew the manual liveliness lease of the corresponding remote DDS DataWriter.

The **Writer** sets the **GroupInfoFlag** to indicate the presence of the **currentGSN**, **firstGSN**, **lastGSN**, **writerSet**, and **secureWriterSet** elements. These fields provide relate the **CacheChanges** of **Writers** belonging to a **Writer Group**. See 8.7.6 for how DDS uses this feature.

The **Writer** is identified uniquely by its GUID. The Writer GUID is obtained using the state of the Receiver:  
`writerGUID = { Receiver.sourceGuidPrefix, Heartbeat.writerId }`

The **Reader** is identified uniquely by its GUID. The Reader GUID is obtained using the state of the Receiver:  
`readerGUID = { Receiver.destGuidPrefix, Heartbeat.readerId }`

The `Heartbeat.readerId` can be `ENTITYID_UNKNOWN`, in which case the **Heartbeat** applies to all **Readers** of that `writerGUID` within the **Participant**.

### 8.3.8.7 HeartbeatFrag

#### 8.3.8.7.1 Purpose

When fragmenting data and until all fragments are available, the **HeartbeatFrag** Submessage is sent from an RTPS **Writer** to an RTPS **Reader** to communicate which fragments the **Writer** has available. This enables reliable communication at the fragment level.

Once all fragments are available, a regular **Heartbeat** message is used.

#### 8.3.8.7.2 Content

The elements that form the structure of the **HeartbeatFrag** message are described in the table below.

Table 8.45 - Structure of the HeartbeatFrag Submessage

element	type	meaning
<i>EndiannessFlag</i>	SubmessageFlag	Appears in the Submessage header flags. Indicates endianness.
<i>readerId</i>	EntityId	Identifies the Reader Entity that is being informed of the availability of fragments. Can be set to <code>ENTITYID_UNKNOWN</code> to indicate all readers for the writer that sent the message.
<i>writerId</i>	EntityId	Identifies the Writer Entity that sent the Submessage.
<i>writerSN</i>	SequenceNumber	Identifies the sequence number of the data change for which fragments are available.

Deleted: 4540

Deleted: 2.3

<i>lastFragmentNum</i>	FragmentNumber	All fragments up to and including this last (highest) fragment are available on the Writer for the change identified by <i>writer.SN</i> .
<i>count</i>	Count	A counter that is incremented each time a new HeartbeatFrag message is sent. Provides the means for a Reader to detect duplicate HeartbeatFrag messages that can result from the presence of redundant communication paths.

### 8.3.8.7.3 Validity

This Submessage is *invalid* when any of the following is true:

- *submessageLength* in the Submessage header is too small
- *writer.SN.value* is zero or negative
- *lastFragmentNum.value* is zero or negative

### 8.3.8.7.4 Change in state of Receiver

None

### 8.3.8.7.5 Logical Interpretation

The **HeartbeatFrag** message serves the same purpose as a regular **Heartbeat** message, but instead of indicating the availability of a range of sequence numbers, it indicates the availability of a range of fragments for the data change with sequence number *WriterSN*.

The RTPS **Reader** will respond by sending a **NackFrag** message, but only if it is missing any of the available fragments. The **Writer** is identified uniquely by its GUID. The Writer GUID is obtained using the state of the

Receiver:

```
writerGUID = { Receiver.sourceGuidPrefix, HeartbeatFrag.writerId }
```

The **Reader** is identified uniquely by its GUID. The Reader GUID is obtained using the state of the Receiver:

```
readerGUID = { Receiver.destGuidPrefix, HeartbeatFrag.readerId }
```

The *HeartbeatFrag.readerId* can be ENTITYID\_UNKNOWN, in which case the **HeartbeatFrag** applies to all **Readers** of that Writer GUID within the *Participant*.

## 8.3.8.8 InfoDestination

### 8.3.8.8.1 Purpose

This message is sent from an RTPS **Writer** to an RTPS **Reader** to modify the *GuidPrefix* used to interpret the **Reader** entityIds appearing in the Submessages that follow it.

### 8.3.8.8.2 Content

The elements that form the structure of the **InfoDestination** message are described in the table below.

Table 8.46- Structure of the InfoDestination Submessage

element	type	meaning
<i>EndiannessFlag</i>	SubmessageFlag	Appears in the Submessage header flags. Indicates endianness.
<i>guidPrefix</i>	GuidPrefix	Provides the <i>GuidPrefix</i> that should be used to reconstruct the GUIDs of all the RTPS <b>Reader</b> entities whose EntityIds appears in the Submessages that follow.

Deleted: 4641

Deleted: 2.3

### 8.3.8.8.3 Validity

This Submessage is *invalid* when any of the following is true:

- *submessageLength* in the Submessage header is too small.

### 8.3.8.8.4 Change in state of Receiver

```
if (InfoDestination.guidPrefix != GUIDPREFIX_UNKNOWN) {
    Receiver.destGuidPrefix = InfoDestination.guidPrefix
} else {
    Receiver.destGuidPrefix = <GuidPrefix_t of the Participant receiving
    the_message>
}
```

### 8.3.8.8.5 Logical Interpretation

None

## 8.3.8.9 InfoReply

### 8.3.8.9.1 Purpose

This message is sent from an RTPS *Reader* to an RTPS *Writer*. It contains explicit information on where to send a reply to the Submessages that follow it within the same message.

### 8.3.8.9.2 Content

The elements that form the structure of the **InfoReply** message are described in the table below.

Table 8.47- Structure of the InfoReply Submessage

element	type	meaning
<i>EndiannessFlag</i>	SubmessageFlag	Appears in the Submessage header flags. Indicates endianness.
<i>MulticastFlag</i>	SubmessageFlag	Appears in the Submessage header flags. Indicates whether the Submessage also contains a multicast address.
<i>unicastLocatorList</i>	LocatorList	Indicates an alternative set of unicast addresses that the Writer should use to reach the Readers when replying to the Submessages that follow.
<i>multicastLocatorList</i>	LocatorList	Indicates an alternative set of multicast addresses that the Writer should use to reach the Readers when replying to the Submessages that follow. Only present when the <i>MulticastFlag</i> is set.

### 8.3.8.9.3 Validity

This Submessage is *invalid* when any of the following is true:

- *submessageLength* in the Submessage header is too small.

Deleted: 4742

Deleted: 2.3

#### 8.3.8.9.4 Change in state of Receiver

```
Receiver.unicastReplyLocatorList =
InfoReply.unicastLocatorList if ( MulticastFlag )

{
Receiver.multicastReplyLocatorList = InfoReply.multicastLocatorList
} else {
Receiver.multicastReplyLocatorList = <empty>
}
```

#### 8.3.8.9.5 Logical Interpretation

None

#### 8.3.8.10 InfoSource

##### 8.3.8.10.1 Purpose

This message modifies the logical source of the Submessages that follow.

##### 8.3.8.10.2 Content

The elements that form the structure of the **InfoSource** message are described in the table below.

[\[DDSIRTP25-17 – Editorial corrections\]](#)

Table 8.48- Structure of the InfoSource Submessage

element	type	meaning
<i>EndiannessFlag</i>	SubmessageFlag	Appears in the Submessage header flags. Indicates endianness.
<i>protocolVersion</i>	ProtocolVersion	Indicates the protocol used for subsequent Submessages.
<i>vendorId</i>	VendorId	Indicates the VendorId of the vendor that originated the subsequent Submessages.
<i>guidPrefix</i>	GuidPrefix	Identifies the Participant that is the container of the RTPS <i>Writer</i> entities that are the source of the Submessages that follow.

Deleted: 4843

Deleted: d

##### 8.3.8.10.3 Validity

This Submessage is *invalid* when any of the following is true:

- *submessageLength* in the Submessage header is too small.

##### 8.3.8.10.4 Change in state of Receiver

```
Receiver.sourceGuidPrefix = InfoSource.guidPrefix
Receiver.sourceVersion = InfoSource.protocolVersion
Receiver.sourceVendorId = InfoSource.vendorId
Receiver.unicastReplyLocatorList = { LOCATOR_INVALID }
Receiver.multicastReplyLocatorList = { LOCATOR_INVALID }
haveTimestamp = false
```

##### 8.3.8.10.5 Logical Interpretation

None

Deleted: 2.3

### 8.3.8.11 InfoTimestamp

#### 8.3.8.11.1 Purpose

This Submessage is used to send a timestamp which applies to the Submessages that follow within the same message.

#### 8.3.8.11.2 Content

The elements that form the structure of the **InfoTimestamp** message are described in the table below.

Table 8.49 – Structure of the InfoTimestamp Submessage

element	type	meaning
<i>EndiannessFlag</i>	SubmessageFlag	Appears in the Submessage header flags. Indicates endianness.
<i>InvalidateFlag</i>	SubmessageFlag	Indicates whether subsequent Submessages should be considered as having a timestamp or not.
<i>timestamp</i>	Timestamp	Present only if the <i>InvalidateFlag</i> is not set in the header. Contains the timestamp that should be used to interpret the subsequent Submessages.

Deleted: 4944

#### 8.3.8.11.3 Validity

This Submessage is *invalid* when the following is true:

- *submessageLength* in the Submessage header is too small.

#### 8.3.8.11.4 Change in state of Receiver

##### DDSI RTPS-12 - Inclusion of Message Size & CRC as part of DDSI/RTPS Messages

```
if ( !InfoTimestamp.InvalidateFlag ) {
    Receiver.haveTimestamp = true
    Receiver.timestamp = InfoTimestamp.timestamp

    if ( Receiver.clockSkewDetected ) {
        Receiver.timestamp +=
            Receiver.rtpsReceptionTime - Receiver.rtpsSendTimestamp
    }
} else {
    Receiver.haveTimestamp = false
}
```

#### 8.3.8.11.5 Logical Interpretation

##### DDSI RTPS-12 - Inclusion of Message Size & CRC as part of DDSI/RTPS Messages

The reception of the **InfoTimestamp** submessage sets the source timestamp associated with any subsequent **Data** and **DataFrag** submessages. If applicable, the timestamp that appears in the **InfoTimestamp** is adjusted to account for clock skew between the sending and the receiving Participants.

### 8.3.8.12 NackFrag

#### 8.3.8.12.1 Purpose

The **NackFrag** Submessage is used to communicate the state of a **Reader** to a **Writer**. When a data change is sent as a series of fragments, the **NackFrag** Submessage allows the Reader to inform the Writer about specific fragment numbers it is still missing.

Deleted: 2.3

This Submessage can only contain negative acknowledgements. Note this differs from an **AckNack** Submessage, which includes both positive and negative acknowledgements. The advantages of this approach include:

- It removes the windowing limitation introduced by the **AckNack** Submessage. Given the size of a *SequenceNumberSet* is limited to 256, an **AckNack** Submessage is limited to NACKing only those samples whose sequence number does not exceed that of the first missing sample by more than 256. Any samples below the first missing samples are acknowledged. **NackFrag** Submessages on the other hand can be used to NACK any fragment numbers, even fragments more than 256 apart from those NACKed in an earlier **AckNack** Submessage. This becomes important when handling samples containing a large number of fragments.
- Fragments can be negatively acknowledged in any order.

### 8.3.8.12.2 Content

The elements that form the structure of the **NackFrag** message are described in the table below.

Table 8.50 - Structure of the NackFrag SubMessage

element	type	meaning
<i>EndiannessFlag</i>	SubmessageFlag	Appears in the Submessage header flags. Indicates endianness.
<i>readerId</i>	EntityId	Identifies the Reader entity that requests to receive certain fragments.
<i>writerId</i>	EntityId	Identifies the Writer entity that is the target of the NackFrag message. This is the Writer Entity that is being asked to re-send some fragments.
<i>writerSN</i>	SequenceNumber	The sequence number for which some fragments are missing.
<i>fragmentNumberState</i>	FragmentNumberSet	Communicates the state of the reader to the writer. The fragment numbers that appear in the set indicate missing fragments on the reader side. The ones that do not appear in the set are undetermined (could have been received or not).
<i>count</i>	Count	A counter that is incremented each time a new NackFrag message is sent. Provides the means for a Writer to detect duplicate NackFrag messages that can result from the presence of redundant communication paths.

### 8.3.8.12.3 Validity

This Submessage is *invalid* when any of the following is true:

- *submessageLength* in the Submessage header is too small.
- *writerSN.value* is zero or negative.

*fragmentNumberState* is invalid (as defined in 8.3.5.7).

### 8.3.8.12.4 Change in state of Receiver

None

### 8.3.8.12.5 Logical Interpretation

The **Reader** sends the **NackFrag** message to the **Writer** to request fragments from the **Writer**.

Deleted: 5045

Deleted: 2.3

The Writer is uniquely identified by its GUID. The Writer GUID is obtained using the state of the Receiver:

```
writerGUID = { Receiver.destGuidPrefix, NackFrag.writerId }
```

The Reader is identified uniquely by its GUID. The Reader GUID is obtained using the state of the Receiver:

```
readerGUID = { Receiver.sourceGuidPrefix, NackFrag.readerId }
```

The sequence number from which fragments are requested is given by *writerSN*. The mechanism to explicitly represent fragment numbers depends on the PSM. Typically, a compact representation (such as a bitmap) is used.

### 8.3.8.13 Pad

#### 8.3.8.13.1 Purpose

The purpose of this Submessage is to allow the introduction of any padding necessary to meet any desired memory- alignment requirements. It has no other meaning.

#### 8.3.8.13.2 Content

This Submessage has no contents. It accomplishes its purposes with only the Submessage header part. The amount of padding is determined by the value of *submessageLength*.

#### 8.3.8.13.3 Validity

This Submessage is always valid.

#### 8.3.8.13.4 Change in state of Receiver

None

#### 8.3.8.13.5 Logical Interpretation

None

## 8.4 Behavior Module

This module describes the dynamic behavior of the RTPS entities. It describes the valid sequences of message exchanges between RTPS *Writer* endpoints and RTPS *Reader* endpoints and the timing constraints of those messages.

### 8.4.1 Overview

Once an RTPS *Writer* has been matched with an RTPS *Reader*, they are both responsible for ensuring that *CacheChange* changes that exist in the *Writer*'s *HistoryCache* are propagated to the *Reader*'s *HistoryCache*.

The Behavior Module describes how the matching RTPS *Writer* and *Reader* pair must behave in order to propagate *CacheChange* changes. The behavior is defined in terms of message exchanges using the RTPS Messages defined in 8.3. The Behavior Module is organized as follows:

- 8.4.2 lists what requirements all implementations of the RTPS protocol must satisfy in terms of behavior. An implementation that satisfies these requirements is considered compliant and will be interoperable with other compliant implementations.
- As implied above, it is possible for multiple implementations to satisfy the minimum requirements, where each implementation may choose a different trade-off between memory requirements, bandwidth usage, scalability, and efficiency. The RTPS specification does not mandate a single implementation with corresponding behavior. Instead, it defines the minimum requirements for interoperability and then provides two Reference Implementations, the Stateless and Stateful Reference Implementations, described in 8.4.3.
- The protocol behavior depends on such settings as the RELIABILITY QoS. 8.4.4 discusses the possible combinations.

Deleted: 2.3



- 8.4.5 and 8.4.6 define notational conventions and define any new types used in this module.
- 8.4.7 through 8.4.12 model the two Reference Implementations.
- 8.4.13 describes the Writer Liveliness Protocol that is used by Participants to assert the liveliness of their contained Writers.
- 8.4.14 discusses some optional behavior, including support for fragmented data.
- Finally, 8.4.15 provides guidelines for actual implementations.

Note that, as discussed earlier in [8.2.10](#), the Behavior Module does not model the interactions between DDS Entities and their corresponding RTPS entities. For example, it simply assumes a DDS DataWriter adds and removes *CacheChange* changes to and from its RTPS *Writer's HistoryCache*. Changes are added by the DDS DataWriter as part of its write operation and removed when no longer needed. It is important to realize the DDS DataWriter may remove a *CacheChange* before it has been propagated to one or more of the matched RTPS *Reader* endpoints. The RTPS *Writer* is not in control of when a *CacheChange* is removed from the *Writer's HistoryCache*. It is the responsibility of the DDS DataWriter to only remove those *CacheChange* changes that can be removed based on the communication status and the DDS DataWriter's QoS. For example, the HISTORY QoS setting of KEEP\_LAST with a depth of 1 allows a DataWriter to remove a *CacheChange* if a more recent change replaces the value of the same data-object.

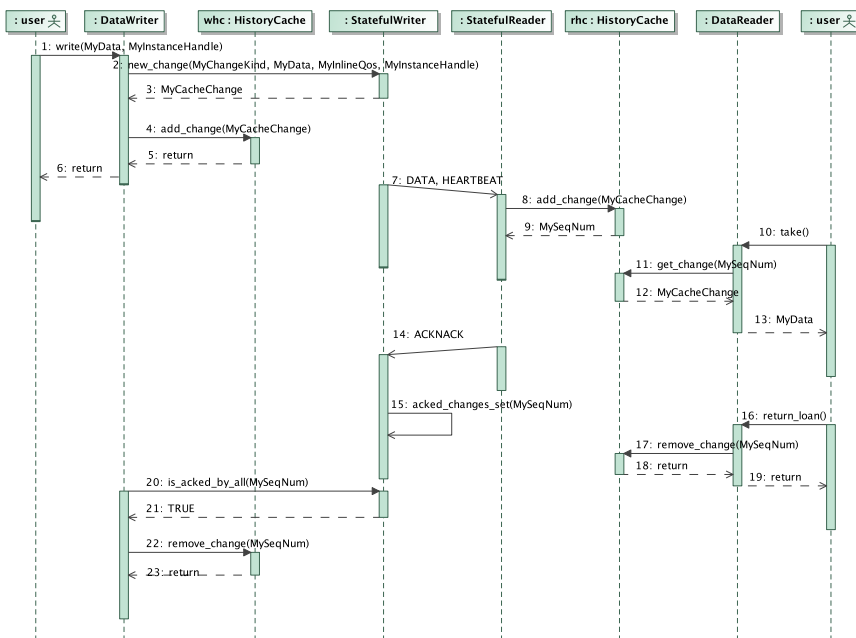
Deleted: 8.2.108.2.9

#### 8.4.1.1 Example Behavior

The contents of this sub clause are not part of the formal specification of the protocol. The purpose of this sub clause is to provide an intuitive understanding of the protocol.

A typical sequence illustrating the exchanges between an RTPS *Writer* and a matched RTPS *Reader* is shown in [Figure 8.15](#). The example sequence in this case uses the Stateful Reference Implementation.

Deleted: Figure 8.15Figure 8.14



Deleted: 2.3

Figure 8.15 – Example Behavior

Deleted: 1514

The individual interactions are described below:

1. The DDS user writes data by invoking the **write** operation on the DDS *DataWriter*.
2. The DDS *DataWriter* invokes the **new\_change** operation on the RTPS *Writer* to create a new *CacheChange*. Each *CacheChange* is identified uniquely by a *SequenceNumber*.
3. The **new\_change** operation returns.
4. The DDS *DataWriter* uses the **add\_change** operation to store the *CacheChange* into the RTPS *Writer*'s *HistoryCache*.
5. The **add\_change** operation returns.
6. The **write** operation returns, the user has completed the action of writing Data.
7. The RTPS *Writer* sends the contents of the *CacheChange* changes to the RTPS *Reader* using the **Data** Submessage and requests an acknowledgment by also sending a **Heartbeat** Submessage.
8. The RTPS *Reader* receives the **Data** message and, assuming that the resource limits allow that, places the *CacheChange* into the reader's *HistoryCache* using the **add\_change** operation.
9. The **add\_change** operation returns. The *CacheChange* is visible to the DDS *DataReader* and the DDS user. The conditions for this depend on the *reliabilityLevel* attribute of the RTPS *Reader*.
  - a. For a RELIABLE DDS *DataReader*, changes in its RTPS *Reader*'s *HistoryCache* are made visible to the user application only when all previous changes (i.e., changes with smaller sequence numbers) are also visible.
  - b. For a BEST\_EFFORT DDS *DataReader*, changes in its RTPS *Reader*'s *HistoryCache* are made visible to the user only if no future changes have already been made visible (i.e., if there are no changes in the RTPS Receiver's *HistoryCache* with a higher sequence number).
10. The DDS user is notified by one of the mechanisms described in the DDS Specification (e.g., by means of a listener or a *WaitSet*) and initiates reading of the data by calling the **take** operation on the DDS *DataReader*.
11. The DDS *DataReader* accesses the change using the **get\_change** operation on the *HistoryCache*.
12. The **get\_change** operation returns the *CacheChange* to the *DataReader*.
13. The **take** operation returns the data to the DDS user.
14. The RTPS *Reader* sends an **AckNack** message indicating that the *CacheChange* was placed into the Reader's *HistoryCache*. The **AckNack** message contains the *GUID* of the RTPS *Reader* and the *SequenceNumber* of the change. This action is independent from the notification to the DDS user and the reading of the data by the DDS user. It could have occurred before or concurrently with that.
15. The *StatefulWriter* records that the RTPS *Reader* has received the *CacheChange* and adds it to the set of *acked\_changes* maintained by the *ReaderProxy* using the **acked\_changes\_set** operation.
16. The DDS user invokes the **return\_loan** operation on the *DataReader* to indicate that it is no longer using the data it retrieved by means of the previous **take** operation. This action is independent from the actions on the writer side as it is initiated by the DDS user.
17. The DDS *DataReader* uses the **remove\_change** operation to remove the data from the *HistoryCache*.
18. The **remove\_change** operation returns.
19. The **return\_loan** operation returns.
20. The DDS *DataWriter* uses the operation **is\_acked\_by\_all** to determine which *CacheChanges* have been received by all the RTPS *Reader* endpoints matched with the *StatefulWriter*.
21. The **is\_acked\_by\_all** returns and indicates that the change with the specified 'seq\_num' *SequenceNumber* has been acknowledged by all RTPS *Reader* endpoints.

Deleted: 2.3

22. The DDS DataWriter uses the operation **remove\_change** to remove the change associated with 'seq\_num' from the RTPS Writer's *HistoryCache*. In doing this, the DDS DataWriter also takes into account other DDS QoS such as DURABILITY.
23. The operation **remove\_change** returns.

The description above did not model some of the interactions between the DDS DataReader and the RTPS *Reader*; for example, the mechanism used by the RTPS Reader to alert to the DataReader that it should call read or take to check whether new changes have been received (i.e., what causes step 10 to be taken).

Also unmodeled are some interactions between the DDS DataWriter and the RTPS *Writer*; such as the mechanism used by the RTPS *Writer* to alert to the DataWriter that it should check whether a particular change has been fully acknowledged such that it can be removed from the *HistoryCache* (i.e., what causes step 20 above to be initiated).

The aforementioned interactions are not modeled because they are internal to the implementation of the middleware and have no effect on the RTPS protocol.

## 8.4.2 Behavior Required for Interoperability

This sub clause describes the requirements that all implementations of the RTPS protocol must satisfy in order to be:

- compliant with the protocol specification
- interoperable with other implementations

The scope of these requirements is limited to message exchanges between RTPS implementations by different vendors. For message exchanges between implementations by the same vendor, vendors may opt for a non-compliant implementation or may use a proprietary protocol instead.

### 8.4.2.1 General Requirements

The following requirements apply to all RTPS Entities.

#### 8.4.2.1.1 All communications must take place using RTPS Messages

No other messages can be used than the RTPS **Messages** defined in 8.3. The required contents, validity and interpretation of each Message is defined by the RTPS specification.

Vendors may extend Messages for vendor specific needs using the extension mechanisms provided by the protocol (see 8.6). This does not affect interoperability.

#### 8.4.2.1.2 All implementations must implement the RTPS Message Receiver

Implementations must implement the rules followed by the RTPS **Message Receiver**, as introduced in 8.3.4, to interpret **Submessages** within the RTPS **Message** and maintain the state of the **Message Receiver**.

This requirement also includes proper Message formatting by preceding **Entity Submessages** with **Interpreter Submessages** when required for proper interpretation of the former, as defined in [8.3.8](#),

Deleted: 8.3.88.3.7

#### 8.4.2.1.3 The timing characteristics of all implementations must be tunable

Depending on the application requirements, deployment configuration and underlying transports, the end-user may want to tune the timing characteristics of the RTPS protocol.

Therefore, where the requirements on the protocol behavior allow delayed responses or specify periodic events, implementations must allow the end-user to tune those timing characteristics.

#### 8.4.2.1.4 Implementations must implement the Simple Participant and Endpoint Discovery Protocols

Implementations must implement the Simple Participant and Endpoint Discovery Protocols to enable the discovery of remote Endpoints (see 8.5).

Deleted: 2.3

RTPS allows the use of different Participant and Endpoint Discovery Protocols, depending on the deployment needs of the application. For the purpose of interoperability, implementations must implement at least the Simple Participant Discovery Protocol and Simple Endpoint Discovery Protocol (see 8.5.1).

#### 8.4.2.2 Required RTPS Writer Behavior

The following requirements apply to RTPS *Writers* only. Unless indicated, the requirements apply to both reliable and best-effort *Writers*.

##### 8.4.2.2.1 Writers must not send data out-of-order

A *Writer* must send out data samples in the order they were added to its *HistoryCache*.

##### 8.4.2.2.2 Writers must include in-line QoS values if requested by a Reader

A *Writer* must honor a *Reader's* request to receive data messages with in-line QoS.

##### 8.4.2.2.3 Writers must send periodic HEARTBEAT Messages (reliable only)

A *Writer* must periodically inform each matching reliable *Reader* of the availability of a data sample by sending a periodic HEARTBEAT Message that includes the sequence number of the available sample. If no samples are available, no HEARTBEAT Message needs to be sent.

For strict reliable communication, the *Writer* must continue to send HEARTBEAT Messages to a *Reader* until the *Reader* has either acknowledged receiving all available samples or has disappeared. In all other cases, the number of HEARTBEAT Messages sent can be implementation specific and may be finite.

##### 8.4.2.2.4 Writers must eventually respond to a negative acknowledgment (reliable only)

When receiving an ACKNACK Message indicating a *Reader* is missing some data samples, the *Writer* must respond by either sending the missing data samples, sending a GAP message when the sample is not relevant, or sending a HEARTBEAT message when the sample is no longer available.

The *Writer* may respond immediately or choose to schedule the response for a certain time in the future. It can also coalesce related responses so there need not be a one-to-one correspondence between an ACKNACK Message and the *Writer's* response. These decisions and the timing characteristics are implementation specific.

##### 8.4.2.2.5 Sending Heartbeats and Gaps with Writer Group Information

A *Writer* belonging to a *Group* shall send HEARTBEAT or GAP Submessages to its matched *Readers* even if the *Reader* has acknowledged all of that *Writer's* samples. This is necessary for the *Subscriber* to detect the group sequence numbers that are not available in that *Writer*. The exception to this rule is when the *Writer* has sent DATA or DATA\_FRAG Submessages that contain the same information.

#### 8.4.2.3 Required RTPS Reader Behavior

A best-effort *Reader* is completely passive as it only receives data and does not send messages itself. Therefore, the requirements below only apply to reliable *Readers*.

##### 8.4.2.3.1 Readers must respond eventually after receiving a HEARTBEAT with final flag not set

Upon receiving a HEARTBEAT Message with final flag not set, the *Reader* must respond with an ACKNACK Message. The ACKNACK Message may acknowledge having received all the data samples or may indicate that some data samples are missing.

The response may be delayed to avoid message storms.

##### 8.4.2.3.2 Readers must respond eventually after receiving a HEARTBEAT that indicates a sample is missing

[\[DDSIRTP25-17 – Editorial corrections\]](#)

Deleted: 2.3

Upon receiving a HEARTBEAT Message, a *Reader* that is missing some data samples must respond with an ACKNACK Message indicating which data samples are missing. This requirement only applies if the *Reader* can accommodate these missing samples in its cache and is independent of the setting of the final flag in the HEARTBEAT Message.

The response may be delayed to avoid message storms.

The response is not required when a liveness HEARTBEAT has both liveness and final flags set to indicate it is a liveness-only message.

#### 8.4.2.3.3 Once acknowledged, always acknowledged

Once a *Reader* has positively acknowledged receiving a sample using an ACKNACK Message, it can no longer negatively acknowledge that same sample at a later point.

Once a *Writer* has received positive acknowledgement from all *Readers*, the *Writer* can reclaim any associated resources. However, if a *Writer* receives a negative acknowledgement to a previously positively acknowledged sample, and the *Writer* can still service the request, the *Writer* should send the sample.

#### 8.4.2.3.4 Readers can only send an ACKNACK Message in response to a HEARTBEAT Message

In steady state, an ACKNACK Message can only be sent as a response to a HEARTBEAT Message from a *Writer*. ACKNACK Messages can be sent from a *Reader* when it first discovers a *Writer* as an optimization. *Writers* are not required to respond to these pre-emptive ACKNACK Messages.

### 8.4.3 Implementing the RTPS Protocol

The RTPS specification states that a compliant implementation of the protocol need only satisfy the requirements presented in 8.4.2. Therefore, the behavior of actual implementations may differ as a function of the design trade-offs made by each implementation.

The Behavior Module of the RTPS specification defines two reference implementations:

[\[DDSIRTP25-17 – Editorial corrections\]](#)

**Stateless Reference Implementation:** The Stateless Reference Implementation is optimized for scalability. It keeps virtually no state on remote entities and therefore scales very well with large systems. This involves a trade-off, as improved scalability and reduced memory usage may require additional bandwidth usage. The Stateless Reference Implementation is ideally suited for best-effort communication over multicast.

**Stateful Reference Implementation:** The Stateful Reference Implementation maintains full state on remote entities. This approach minimizes bandwidth usage, but requires more memory and may imply reduced scalability. In contrast to the Stateless Reference Implementation, it can guarantee strict reliable communication and is able to apply QoS-based or content-based filtering on the *Writer* side.

Both reference implementations are described in detail in the sub clauses that follow.

Actual implementations need not necessarily follow the reference implementations. Depending on how much state is maintained, implementations may be a combination of the reference implementations.

For example, the Stateless Reference Implementation maintains minimal info and state on remote Entities. As such, it is not able to perform time-based filtering on the *Writer* side as this requires keeping track of each remote *Reader* and its properties. It is also not able to drop out-of-order samples on the *Reader* side as this requires keeping track of the largest sequence number received from each remote *Writer*. Some implementations may mimic the Stateless Reference Implementation, but choose to store enough additional state to be able to avoid some of the above limitations. The required additional information can be stored in a permanent fashion, in which case the implementation approaches the Stateful Reference Implementation, or can be slowly aged and kept around on an as needed basis to approximate, to the extent possible, the behavior that would result if the state were maintained.

Deleted: 2.3

Regardless of the actual implementation, in order to guarantee interoperability, it is important that all implementations, including both reference implementations, satisfy the requirements presented in 8.4.2.

#### 8.4.4 The Behavior of a Writer with respect to each matched Reader

The behavior of an RTPS *Writer* with respect to each matched *Reader* depends on the setting of the *reliabilityLevel* attribute in the RTPS *Writer* and RTPS *Reader*. This controls whether a best-effort or a reliable protocol is used.

Not all possible combinations of the *reliabilityLevel* are possible. An RTPS *Writer* cannot be matched to an RTPS *Reader* unless either the RTPS *Writer* has the *reliabilityLevel* set to RELIABLE, or else both the RTPS *Writer* and RTPS *Reader* have the *reliabilityLevel* set to BEST\_EFFORT. This is because the DDS specification states that a BEST\_EFFORT DDS DataWriter can only be matched with a BEST\_EFFORT DDS DataReader and a RELIABLE DDS DataWriter can be matched with both a RELIABLE and a BEST\_EFFORT DDS DataReader.

As mentioned in 8.4.3, whether a *Writer* can be matched to a *Reader* does not depend on whether both use the same implementation of the RTPS protocol. That is, a Stateful Writer is able to communicate with a Stateless Reader and vice versa.

#### 8.4.5 Notational Conventions

The reference implementations are described using UML sequence charts and state-diagrams. These diagrams use some abbreviations to refer to the RTPS Entities. The abbreviations used are listed in [Table 8.51](#).

Table 8.51- Abbreviations used in the sequence charts and state diagrams of the Behavior Module

Acronym	Meaning	Example usage
DW	DDS DataWriter	DW::write
DR	DDS DataReader	DR::read
W	RTPS Writer	W::heartbeatPeriod
RP	RTPS ReaderProxy	RP::unicastLocatorList
RL	RTPS ReaderLocator	RL::locator
R	RTPS Reader	R::heartbeatResponseDelay
WP	RTPS WriterProxy	WP::remoteWriterGuid
WHC	HistoryCache of RTPS Writer	WHC::changes
RHC	HistoryCache of RTPS Reader	RHC::changes

Deleted: Table 8.51Table 8.46

Deleted: 5146

#### 8.4.6 Type Definitions

The Behavior Module introduces the following additional types.

##### DDSI RTP25-2 - Discriminating the reasons for a GAP

Table 8.52- Types definitions for the Behavior Module

Types used within the RTPS Model classes	
Attribute type	Purpose

Deleted: 5247

Deleted: 2.3

Duration_t	Type used to hold time differences. Should have at least nano-second resolution.
ChangeForReaderStatusKind	Enumeration used to indicate the status of a <i>ChangeForReader</i> . It can take the values: UNSENT, UNACKNOWLEDGED, REQUESTED, ACKNOWLEDGED, UNDERWAY
ChangeFromWriterStatusKind	Enumeration used to indicate the status of a <i>ChangeFromWriter</i> . It can take the values: <del>NOT_AVAILABLE, MISSING, RECEIVED, UNKNOWN</del> <del>There are three sub-kinds of NOT_AVAILABLE:</del> <del>NA_FILTERED, NA_REMOVED, NA_UNSPECIFIED</del>
InstanceHandle_t	Type used to represent the identity of a data-object whose changes in value are communicated by the RTPS protocol.
ParticipantMessageData	Type used to hold data exchanged between <i>Participants</i> . The most notable use of this type is for the <i>Writer</i> Liveliness Protocol.

Deleted: LOST

### 8.4.7 RTPS Writer Reference Implementations

The RTPS *Writer* Reference Implementations are based on specializations of the RTPS *Writer* class, first introduced in 8.2. This sub clause describes the RTPS *Writer* and all additional classes used to model the RTPS *Writer* Reference Implementations. The actual behavior is described in 8.4.8 and 8.4.9.

#### 8.4.7.1 RTPS Writer

RTPS *Writer* specializes RTPS *Endpoint* and represents the actor that sends *CacheChange* messages to the matched RTPS *Reader* endpoints. The Reference Implementations *StatelessWriter* and *StatefulWriter* specialize RTPS *Writer* and differ in the knowledge they maintain about the matched *Reader* endpoints.

[\[DDSI RTP25-2 - Discriminating the reasons for a GAP\]](#)

Deleted: 2.3

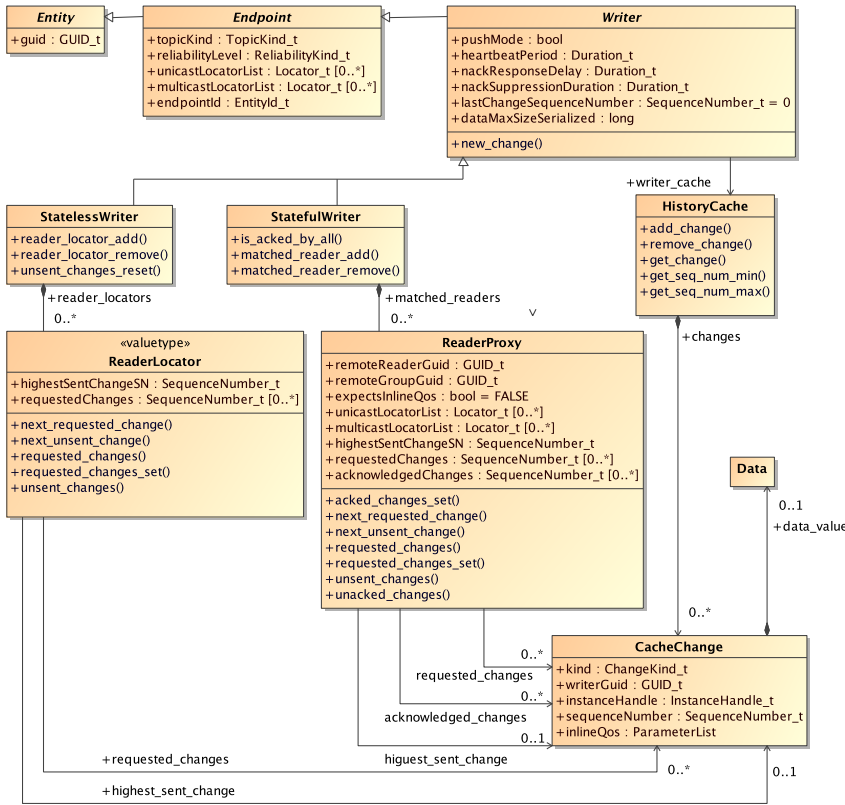
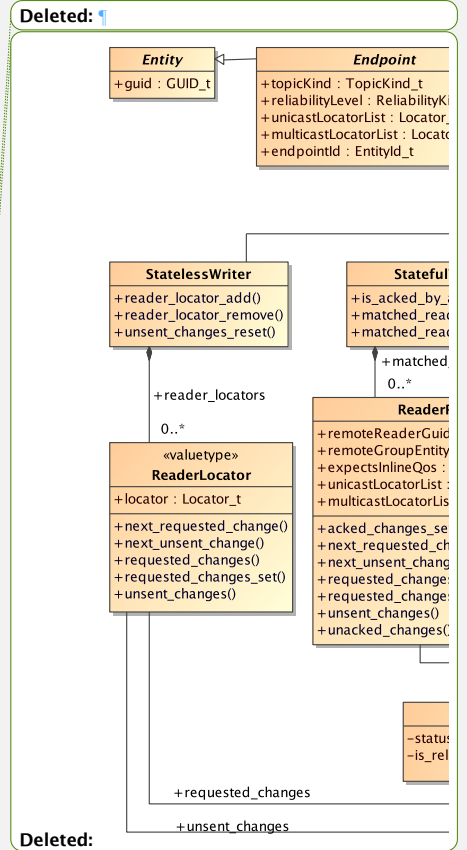


Figure 8.16 - RTPS Writer Endpoints

Table 8.53 describes the attributes of the RTPS *Writer*.

Table 8.53 - RTPS Writer Attributes

RTPS Writer : RTPS Endpoint			
attribute	type	meaning	relation to DDS



Deleted:

Deleted: 1615

Deleted: Table 8.53 Table 8.48

Deleted: 5348

Deleted: 2.3



pushMode	bool	Configures the mode in which the Writer operates. If pushMode==true, then the Writer will push changes to the reader. If pushMode==false, changes will only be announced via heartbeats and only be sent as response to the request of a reader.	N/A (automatically configured).
heartbeatPeriod	Duration_t	Protocol tuning parameter that allows the RTPS <i>Writer</i> to repeatedly announce the availability of data by sending a Heartbeat Message.	N/A (automatically configured)
nackResponseDelay	Duration_t	Protocol tuning parameter that allows the RTPS <i>Writer</i> to delay the response to a request for data from a negative acknowledgment.	N/A (automatically configured)
nackSuppressionDuration	Duration_t	Protocol tuning parameter that allows the RTPS <i>Writer</i> to ignore requests for data from negative acknowledgments that arrive 'too soon' after the corresponding change is sent.	N/A (automatically configured)
lastChangeSequenceNumber	SequenceNumber_t	Internal counter used to assign increasing sequence number to each change made by the Writer.	N/A (used as part of the logic of the virtual machine)
writer_cache	HistoryCache	Contains the history of CacheChange changes for this Writer.	N/A
dataMaxSizeSerialized		Optional attribute that indicates the maximum size of any SerializedPayload that may be sent by the <i>Writer</i> .	N/A (automatically configured)

The attributes of the RTPS *Writer* allow for fine-tuning of the protocol behavior. The operations of the RTPS *Writer* are described in [Table 8.54](#).

Deleted: Table 8.54Table 8.49

Table 8.54- RTPS Writer operations

RTPS Writer operations		
operation name	parameter list	type

Deleted: 5449

Deleted: 2.3

new	<return value>	Writer
	attribute_values	Set of attribute values required by the Writer and all the super classes.
new_change	<return value>	CacheChange
	kind	ChangeKind_t
	data	Data
	inlineQos	ParameterList
	handle	InstanceHandle_t

The following sub clauses provide details on the operations.

#### 8.4.7.1.1 Default Timing-Related Values

The following timing-related values are used as the defaults in order to facilitate ‘out-of-the-box’ interoperability between implementations.

```
nackResponseDelay.sec = 0;
nackResponseDelay.nanosec = 200 * 1000 * 1000; //200 milliseconds
nackSuppressionDuration.sec = 0;
nackSuppressionDuration.nanosec = 0;
```

#### 8.4.7.1.2 new

This operation creates a new RTPS *Writer*.

The newly-created writer ‘this’ is initialized as follows:

```
this.guid := <as specified in the constructor>;
this.unicastLocatorList := <as specified in the constructor>;
this.multicastLocatorList := <as specified in the constructor>;
this.reliabilityLevel := <as specified in the constructor>;
this.topicKind := <as specified in the constructor>;
this.pushMode := <as specified in the constructor>;
this.heartbeatPeriod := <as specified in the constructor>;
this.nackResponseDelay := <as specified in the constructor>;
this.nackSuppressionDuration := <as specified in the constructor>;
this.lastChangeSequenceNumber := 0;
this.writer_cache := new HistoryCache;
```

#### 8.4.7.1.3 new\_change

This operation creates a new *CacheChange* to be appended to the RTPS *Writer*’s *HistoryCache*. The sequence number of the *CacheChange* is automatically set to be the *sequenceNumber* of the previous change plus one.

This operation returns the new change.

This operation performs the following logical steps:

```
++this.lastChangeSequenceNumber;
a_change := new CacheChange(kind, this.guid, this.lastChangeSequenceNumber,
                             data, inlineQos, handle);
RETURN a_change;
```

#### 8.4.7.2 RTPS StatelessWriter

Specialization of RTPS *Writer* used for the Stateless Reference Implementation. The RTPS *StatelessWriter* has no knowledge of the number of matched readers, nor does it maintain any state for each matched RTPS *Reader* endpoint. The RTPS *StatelessWriter* maintains only the RTPS *ReaderLocator* list that should be used to send information to the matched readers.

Deleted: 2.3

Table 8.55 - RTPS StatelessWriter attributes

Deleted: 5550

RTPS StatelessWriter : RTPS Writer			
attribute	type	meaning	relation to DDS
reader_locators	ReaderLocator[*]	The StatelessWriter maintains the list of locators to which it sends the CacheChanges. This list may include both unicast and multicast locators.	N/A (Automatically configured)

The RTPS *StatelessWriter* is useful for situations where (a) the writer's *HistoryCache* is small, or (b) the communication is best-effort, or (c) the writer is communicating via multicast to a large number of readers.

The virtual machine interacts with the *StatelessWriter* using the operations in [Table 8.56](#).

Deleted: Table 8.56Table 8.51

Table 8.56 - StatelessWriter operations

Deleted: 5651

StatelessWriter operations		
operation name	parameter list	type
new	<return value>	StatelessWriter
	attribute_values	Set of attribute values required by the StatelessWriter and all the super classes.
reader_locator_add	<return value>	void
	a_locator	Locator_t
reader_locator_remove	<return value>	void
	a_locator	Locator_t
unsent_changes_reset	<return value>	void

#### 8.4.7.2.1 new

This operation creates a new RTPS *StatelessWriter*.

In addition to the initialization performed on the RTPS *Writer* super class (8.4.7.1.2), the newly-created *StatelessWriter* 'this' is initialized as follows:

```
this.reader_locators := <empty>;
```

#### 8.4.7.2.2 reader\_locator\_add

This operation adds the *ReaderLocator* *a\_locator* to the StatelessWriter::reader\_locators.

```
ADD a_locator TO {this.reader_locators};
```

#### 8.4.7.2.3 reader\_locator\_remove

This operation removes the *ReaderLocator* *a\_locator* from the StatelessWriter::reader\_locators.

```
REMOVE a_locator FROM {this.reader_locators};
```

#### 8.4.7.2.4 unsent\_changes\_reset

### DDSI RTP25-2 - Discriminating the reasons for a GAP

Deleted: 2.3

This operation resets the 'highestSentChangeSN' for all the *ReaderLocators* in the *StatelessWriter::reader\_locators*. This operation is useful when called periodically to cause the *StatelessWriter* to keep re-sending all available changes in its *HistoryCache*.

```
FOREACH readerLocator in {this.reader_locators} DO
    readerLocator.highestSentChangeSN := 0
```

### 8.4.7.3 RTPS ReaderLocator

Valuetype used by the RTPS *StatelessWriter* to keep track of the locators of all matching remote *Readers*.

#### DDSI RTP25-2 - Discriminating the reasons for a GAP!

Table 8.57 - RTPS ReaderLocator attributes

RTPS ReaderLocator			
attribute	type	meaning	relation to DDS
highestSentChangeSN	SequenceNumber_t	The highest sequence number of the changes that have been sent to the ReaderLocator	N/A Used to implement the behavior of the RTPS protocol.
requestedChanges	SequenceNumber_t[*]	A list of sequence numbers representing changes that were requested by remote Readers at this ReaderLocator.	N/A Automatically configured
locator	Locator_t	Unicast or multicast locator through which the readers represented by this ReaderLocator can be reached.	N/A Automatically configured
expectsInlineQos	bool	Specifies whether the readers represented by this ReaderLocator expect inline QoS to be sent with every Data Message.	

- Deleted: modifies the set of 'unsent\_changes'
- Deleted: The list of unsent changes is reset to match the complete list of changes available in the writer's *HistoryCache*...
- Deleted: unsent\_changes
- Deleted: {this.writer\_cache.changes}

Deleted: 5752

The virtual machine interacts with the *ReaderLocator* using the operations in Table 8.58.

#### DDSI RTP25-2 - Discriminating the reasons for a GAP!

Table 8.58 - RTPS ReaderLocator operations

ReaderLocator operations		
operation name	parameter list	type
new	<return value>	ReaderLocator
	attribute_values	Set of attribute values required by the ReaderLocator.
next_requested_change	<return value>	SequenceNumber_t
next_unsent_change	<return value>	SequenceNumber_t
requested_changes	<return value>	SequenceNumber_t[*]
requested_changes_set	<return value>	void

- Deleted: \_c
- Deleted: CacheChange
- Deleted: in the writer's HistoryCache
- Deleted: unsent\_changes ... [1]

Deleted: Table 8.58 Table 8.53

Deleted: 5853

- Deleted: CacheChange
- Deleted: CacheChange
- Deleted: CacheChange

Deleted: 2.3

	req_seq_num_set	SequenceNumber_t[*]
unsent_changes	<return value>	boolean

Deleted: CacheChange[\*]

#### 8.4.7.3.1 new

This operation creates a new RTPS *ReaderLocator*. The newly-created *ReaderLocator* 'this' is initialized as follows:

##### [DDSIRTP25-2 - Discriminating the reasons for a GAP]

```
this.requested_changes := <empty>;
this.highestSentChangeSN := SEQUENCE_NUMBER_INVALID;
this.locator := <as specified in the constructor>;
this.expectsinlineQos := <as specified in the constructor>;
```

Deleted: this.unsent\_changes := RTPS::Writer.writer\_cache.changes;

#### 8.4.7.3.2 next\_requested\_change

##### [DDSIRTP25-2 - Discriminating the reasons for a GAP]

This operation returns the lowest sequence number of the requested changes. This represents the next repair change that should be sent to the RTPS *Reader* located at this *ReaderLocator* in response to a previous AckNack message (see 8.3.8.1) from the *Reader*.

```
return MIN( this.requested_changes() )
```

Deleted: the CacheChange for the ReaderLocator that has

Deleted: packet

Deleted: 8.3.8.18.3.7.1

Deleted: next\_seq\_num := MIN (change.sequenceNumber SUCH-THAT change IN this.requested\_changes() );

#### 8.4.7.3.3 next\_unsent\_change

##### [DDSIRTP25-2 - Discriminating the reasons for a GAP]

This operation returns the lowest sequence number of all the changes in the *Writer HistoryCache* that have a sequence number greater than the *ReaderLocator* 'highestSentChangeSN'. This represents the next change that should be sent to the RTPS *Reader* located at this *ReaderLocator*.

```
unsent_changes :=
  { changes SUCH THAT change.sequenceNumber > this.highestSentChangeSN }

IF unsent_changes == <empty> return SEQUENCE_NUMBER_INVALID
ELSE return MIN { unsent_changes.sequenceNumber }
```

Deleted: change IN

Deleted: <#> SUCH-THAT (change.sequenceNumber == next\_seq\_num);

Deleted: This operation returns the CacheChange for the ReaderLocator that has the lowest sequence number of

Deleted: unsent\_changes

Deleted: next\_seq\_num :=

Deleted: change

Deleted: SUCH-THAT change IN this.unsent\_changes() ;

Formatted: Indent: Left: 0"

Deleted: <#>return change IN this.unsent\_changes() SUCH-THAT (change.sequenceNumber == next\_seq\_num);

Deleted: requested\_changes for this ReaderLocator. This list represents the set

#### 8.4.7.3.4 requested\_changes

##### [DDSIRTP25-2 - Discriminating the reasons for a GAP]

This operation returns the list of sequence numbers for changes that were requested by the RTPS *Readers* at this *ReaderLocator* using an ACKNACK Message.

```
return this.requested_changes;
```

Deleted: s

Deleted: with

Deleted: FIND cache\_change IN RTPS::Writer.writer\_cache.changes SUCH-THAT (cache\_change.sequenceNumber==seq\_num) ;

Deleted: cache\_change

#### 8.4.7.3.5 requested\_changes\_set

##### [DDSIRTP25-2 - Discriminating the reasons for a GAP]

This operation adds the set of change sequence numbers 'req\_seq\_num\_set' to the requested changes list.

```
FOR EACH seq_num IN req_seq_num_set DO
  ADD seq_num TO this.requested_changes;
END
```

Deleted: 2.3

#### 8.4.7.3.6 unsent\_changes

##### [DDSIRTP25-2 - Discriminating the reasons for a GAP]

This operation returns **TRUE** if there are changes in the writer's *HistoryCache* that have not been sent yet to this *ReaderLocator*, otherwise it returns **FALSE**.

```
return this.next_unsent_change() != SEQUENCE_NUMBER_INVALID;
```

Deleted: the  
Deleted: list unsent\_changes for this *ReaderLocator*. This list represents the set of  
Deleted: .

#### 8.4.7.4 RTPS StatefulWriter

Specialization of RTPS *Writer* used for the Stateful Reference Implementation. The RTPS *StatefulWriter* is configured with the knowledge of all matched RTPS *Reader* endpoints and maintains state on each matched RTPS *Reader* endpoint.

By maintaining state on each matched RTPS *Reader* endpoint, the RTPS *StatefulWriter* can determine whether all matched RTPS *Reader* endpoints have received a particular *CacheChange* and can be optimal in its use of network bandwidth by avoiding to send announcements to readers that have received all the changes in the writer's *HistoryCache*. The information it maintains also simplifies QoS-based filtering on the *Writer* side. The attributes specific to the *StatefulWriter* are described in [Table 8.59](#).

Table 8.59 - RTPS StatefulWriter Attributes

RTPS StatefulWriter : RTPS Writer			
attribute	type	meaning	relation to DDS
matched_readers	ReaderProxy[*]	The StatefulWriter keeps track of all the RTPS Readers matched with it. Each matched reader is represented by an instance of the ReaderProxy class.	N/A Automatically configured

Deleted: Table 8.59Table 8.54  
Deleted: 5954

The virtual machine interacts with the *StatefulWriter* using the operations in [Table 8.60](#).

#### DDSI RTP25-2 - Discriminating the reasons for a GAP

Table 8.60 - StatefulWriter Operations

StatefulWriter operations		
operation name	parameter list	type
new	<return value>	StatefulWriter
	attribute_values	Set of attribute values required by the StatefulWriter and all the super classes.
matched_reader_add	<return value>	void
	a_reader_proxy	ReaderProxy
matched_reader_remove	<return value>	void
	a_reader_proxy	ReaderProxy
matched_reader_lookup	<return value>	ReaderProxy
	a_reader_guid	GUID_t
is_acked_by_all	<return value>	bool
	a_change_seq_num	SequenceNumber_t

Deleted: Table 8.60Table 8.55

Deleted: 6055

Deleted: CacheChange

Deleted: 2.3

#### 8.4.7.4.1 new

This operation creates a new RTPS *StatefulWriter*. In addition to the initialization performed on the RTPS *Writer* super class (8.4.7.1.2), the newly-created *StatefulWriter* ‘this’ is initialized as follows:

```
this.matched_readers := <empty>;
```

#### 8.4.7.4.2 is\_acked\_by\_all

##### DDSI RTP25-2 - Discriminating the reasons for a GAP

This operation takes a *SequenceNumber* *a\_change\_seq\_num* as a parameter and determines whether all the *ReaderProxy* have acknowledged the *CacheChange* with that *sequence number*. The operation will return true if all *ReaderProxy* have acknowledged the corresponding *CacheChange* and false otherwise.

```
return true IF and only IF
  FOREACH proxy IN this.matched_readers
    a_change_seq_num IN proxy.acknowledged_changes;
```

#### 8.4.7.4.3 matched\_reader\_add

This operation adds the *ReaderProxy* *a\_reader\_proxy* to the set *StatefulWriter::matched\_readers*.

```
ADD a_reader_proxy TO {this.matched_readers};
```

#### 8.4.7.4.4 matched\_reader\_remove

This operation removes the *ReaderProxy* *a\_reader\_proxy* from the set *StatefulWriter::matched\_readers*.

```
REMOVE a_reader_proxy FROM {this.matched_readers};
delete proxy;
```

#### 8.4.7.4.5 matched\_reader\_lookup

This operation finds the *ReaderProxy* with GUID *a\_reader\_guid* from the set *StatefulWriter::matched\_readers*.

```
FIND proxy IN this.matched_readers
  SUCH-THAT (proxy.remoteReaderGuid == a_reader_guid);
return proxy;
```

#### 8.4.7.5 RTPS ReaderProxy

The RTPS *ReaderProxy* class represents the information an RTPS *StatefulWriter* maintains on each matched RTPS *Reader*. The attributes of the RTPS *ReaderProxy* are described in [Table 8.61](#).

##### DDSI RTP25-2 - Discriminating the reasons for a GAP

Table 8.61- RTPS ReaderProxy Attributes

RTPS ReaderProxy			
attribute	type	meaning	relation to DDS
remoteReaderGuid	GUID_t	Identifies the remote matched RTPS Reader that is represented by the ReaderProxy.	N/A Configured by discovery
remoteGroupEntityId	EntityId_t	Identifies the group to which the matched Reader belongs	The EntityId of the Subscriber to which this DataReader belongs.

Deleted: CacheChange

Deleted: IF

Deleted: changes

Deleted: \_f

Deleted: or\_reader THEN  
change.is\_relevant == TRUE  
AND change.status == ACKNOWLEDGED

Deleted: Table 8.61Table 8.56

Deleted: 6156

Deleted: 2.3

unicastLocatorList	Locator_t[*]	List of unicast locators (transport, address, port combinations) that can be used to send messages to the matched RTPS <i>Reader</i> . The list may be empty.	N/A Configured by discovery
multicastLocatorList	Locator_t[*]	List of multicast locators (transport, address, port combinations) that can be used to send messages to the matched RTPS <i>Reader</i> . The list may be empty.	N/A Configured by discovery
<a href="#">highestSentChangeSN</a>	<a href="#">SequenceNumber_t</a>	<a href="#">The highest sequence number of the changes that have been sent to the matched RTPS <i>Reader</i>.</a>	<a href="#">N/A</a> <a href="#">Used to implement the behavior of the RTPS protocol.</a>
<a href="#">requestedChanges</a>	<a href="#">SequenceNumber_t[*]</a>	<a href="#">A list of sequence numbers representing changes that were requested by the matched RTPS <i>Reader</i>.</a>	<a href="#">N/A</a> <a href="#">Used to implement the behavior of the RTPS protocol.</a>
<a href="#">acknowledgedChanges</a>	<a href="#">SequenceNumber_t[*]</a>	<a href="#">A list of sequence numbers representing changes that have been acknowledged by the matched RTPS <i>Reader</i>.</a>	<a href="#">N/A</a> <a href="#">Used to implement the behavior of the RTPS protocol.</a>
expectsInlineQos	bool	Specifies whether the remote matched RTPS Reader expects in-line QoS to be sent along with any data.	<b>Deleted:</b> changes_for_reader ... [2]
isActive	bool	Specifies whether the remote <i>Reader</i> is responsive to the <i>Writer</i> .	N/A

The matching of an RTPS *StatefulWriter* with an RTPS *Reader* means that the RTPS *StatefulWriter* will send the *CacheChange* changes in the writer's *HistoryCache* to the matched RTPS *Reader* represented by the *ReaderProxy*. The matching is a consequence of the match of the corresponding DDS entities. That is, the DDS DataWriter matches a DDS DataReader by Topic, has compatible QoS, and is not being explicitly ignored by the application that uses DDS.

The virtual machine interacts with the *ReaderProxy* using the operations in [Table 8.62](#).

**[\[DDSIRTP25-2 - Discriminating the reasons for a GAP\]](#)**

Table 8.62 - ReaderProxy Operations

ReaderProxy operations		
operation name	parameter list	parameter type
new	<return value>	ReaderProxy
	attribute_values	Set of attribute values required by the ReaderProxy.
acked_changes_set	<return value>	void
	committed_seq_num	SequenceNumber_t
next_requested_change	<return value>	<a href="#">SequenceNumber_t</a>
next_unsent_change	<return value>	<a href="#">SequenceNumber_t</a>

**Deleted:** Table 8.62Table 8.57

**Deleted:** 6257

**Deleted:** ChangeForReader

**Deleted:** ChangeForReader

**Deleted:** 2.3



unsent_changes	<return value>	<u>boolean</u>
requested_changes	<return value>	<u>SequenceNumber_t[*]</u>
requested_changes_set	<return value>	void
	req_seq_num_set	SequenceNumber_t[*]
unacked_changes	<return value>	<u>boolean</u>

#### 8.4.7.5.1 new

This operation creates a new RTPS *ReaderProxy*. The newly-created reader proxy 'this' is initialized as follows:

```
[DDSIRTP25-2 - Discriminating the reasons for a GAP]
this.attributes := <as specified in the constructor>;
this.requested_changes := <empty>;
this.acknowledged_changes := <empty>;
this.highest sent seq num := 0;
```

#### 8.4.7.5.2 acked\_changes\_set

##### **[DDSIRTP25-2 - Discriminating the reasons for a GAP]**

This operation modifies the 'acknowledged\_changes' attribute to include all changes with sequence number smaller than or equal to the value 'committed\_seq\_num'.

```
FOR EACH seq num <= committed seq num DO
  ADD seq num TO this.acknowledged_changes
```

#### 8.4.7.5.3 next\_requested\_change

##### **[DDSIRTP25-2 - Discriminating the reasons for a GAP]**

This operation returns the lowest sequence number in the 'requested\_changes' attribute. This represents the next repair change that should be sent to the RTPS *Reader* represented by the *ReaderProxy* in response to a previous **AckNack** message (see 8.3.8.1) from the *Reader*.

```
return MIN( this.requested_changes() );
```

#### 8.4.7.5.4 next\_unsent\_change

##### **[DDSIRTP25-2 - Discriminating the reasons for a GAP]**

This operation returns the lowest sequence number of all the changes in the *Writer HistoryCache* that have a sequence number greater than the *ReaderProxy* 'highest sent seq num'. This represents the next change that should be sent to the RTPS *Reader* represented by the *ReaderProxy*.

```
unsent_changes :=
  { changes SUCH-THAT change.sequenceNumber > this.highest sent seq num }

IF unsent_changes == <empty> return SEQUENCE NUMBER INVALID
ELSE return MIN { unsent_changes.sequenceNumber }
```

#### 8.4.7.5.5 requested\_changes

##### **[DDSIRTP25-2 - Discriminating the reasons for a GAP]**

This operation returns the list of sequence numbers for changes that were requested by the RTPS *Reader* represented by the *ReaderProxy* using an **ACKNACK** Message.

```
return this.requested_changes
```

Deleted: ChangeForReader[\*]

Deleted: ChangeForReader

Deleted: ChangeForReader[\*]

```
Deleted: this.changes_for_reader :=
RTPS::Writer.writer_cache.changes;
FOR EACH change IN
  (this.changes_for_reader) DO {
  IF ( DDS_FILTER(this, change) ) THEN
  change.is_relevant := FALSE;
  ELSE change.is_relevant := TRUE;
  IF ( RTPS::Writer.pushMode == true )
  THEN change.status := UNSENT;
  ELSE change.status := UNACKNOWLEDGED;
  }
```

The above logic indicates that the newly-created *ReaderProxy* initializes its set of 'changes\_for\_reader' to contain all the CacheChanges in the *Writer's HistoryCache*.

The change is marked as 'irrelevant' if the application of any of the DDS-DataReader filters indicates the change is not relevant to that particular reader. The DDS specification indicates that a *DataReader* may provide a time-based filter as well as a content-based filter. These filters should be applied in a manner consistent with the DDS specification to select any changes that are irrelevant to the *DataReader*.

The status is set depending on the value of the RTPS *Writer* attribute 'pushMode.'

Deleted: changes

Deleted: ChangeForReader

Deleted: status

Deleted: of a set of changes for the reader represented by *ReaderProxy* 'the\_reader\_proxy.' The set of

Deleted: have their status changed to ACKNOWLEDGED...

Deleted: FOR EACH change in ... [3]

Deleted: <#> SUCH-THAT ... [4]

Deleted: ChangeForReader for the *ReaderProxy* that has

Deleted: among the changes with status 'REQUESTED.'

Deleted: packet

Deleted: 8.3.8.18.3.7.1

Deleted: next\_seq\_num := MIN ... [6]

Formatted ... [7]

Deleted: change IN

Deleted:

Deleted: ... [8]

Deleted: CacheChange for the *ReaderProxy* that has the

Deleted: among

Deleted: with status 'UNSENT.'

Deleted: <#>next\_seq\_num := MIN { ... [9]

Deleted: This operation returns the subset of changes... [10]

Deleted: return change IN ... [11]

Deleted: 2.3

#### 8.4.7.5.6 requested\_changes\_set

##### [DDSIRTP25-2 - Discriminating the reasons for a GAP]

This operation modifies the 'requested\_changes' attribute to include the set of changes with sequence numbers that appear in the parameter 'req\_seq\_num\_set'.

```
FOR EACH seq_num IN req_seq_num_set DO
  ADD seq_num TO this.requested_changes;
END
```

Deleted: ChangeForReader status of a set of changes for the RTPS Reader represented by ReaderProxy 'this.' The

Deleted: have their status changed to REQUESTED

#### 8.4.7.5.7 unsent\_changes

##### [DDSIRTP25-2 - Discriminating the reasons for a GAP]

This operation returns 'true' if there are changes in the writer's HistoryCache that have not been sent yet to this ReaderProxy, otherwise it returns FALSE.

```
return ( this.next_unsent_change() != SEQUENCE_NUMBER_INVALID )
```

Deleted: FOR EACH seq\_num IN req\_seq\_num\_set DO FIND change\_for\_reader IN this.changes\_for\_reader SUCH-THAT (change\_for\_reader.sequenceNumber==seq\_num) change\_for\_reader.status := REQUESTED; END

#### 8.4.7.5.8 unacked\_changes

##### [DDSIRTP25-2 - Discriminating the reasons for a GAP]

This operation returns 'true' if there are changes in the writer's HistoryCache that have not been acknowledged yet by the RTPS Reader represented by the ReaderProxy.

```
highest_available_seq_num := MAX { change.sequenceNumber }
highest_acked_seq_num := MAX { this.acknowledged_changes }

return ( highest_available_seq_num > highest_acked_seq_num )
```

Deleted: <#>This operation returns the subset of changes for the ReaderProxy that have status 'UNSENT.' This represents the set of changes that have not been sent to the RTPS Reader represented by the ReaderProxy. return change IN this.changes\_for\_reader SUCH-THAT (change.status == UNSENT);

Deleted: the

Deleted: subset of changes for the ReaderProxy that have status 'UNACKNOWLEDGED.' This represents the set of changes ...

Deleted: return

Deleted: IN this.changes\_for\_reader

Deleted: SUCH-THAT (change.status == UNACKNOWLEDGED);

### 8.4.8 RTPS StatelessWriter Behavior

#### 8.4.8.1 Best-Effort StatelessWriter Behavior

The behavior of the Best-Effort RTPS StatelessWriter with respect to each ReaderLocator is described in Figure 8.17.

Deleted: <#>RTPS ChangeForReader The RTPS ChangeForReader is an association class that maintains information of a CacheChange in the RTPS Writer HistoryCache as it pertains to the RTPS Reader represented by the ReaderProxy. The attributes of the RTPS ChangeForReader are described in Table 8.58. Table 8.58 - RTPS ChangeForReader Attributes RTPS ReaderProxy ... [12]

Deleted: Figure 8.17Figure 8.16

Deleted: 2.3

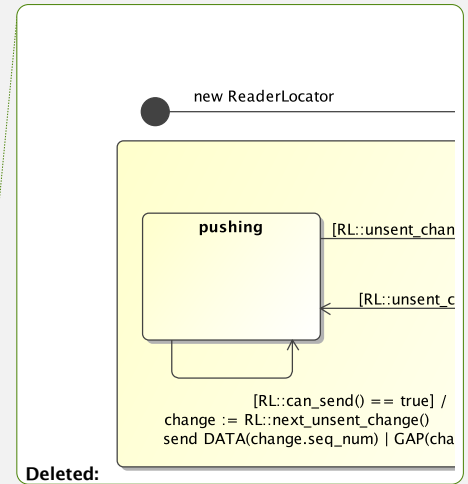
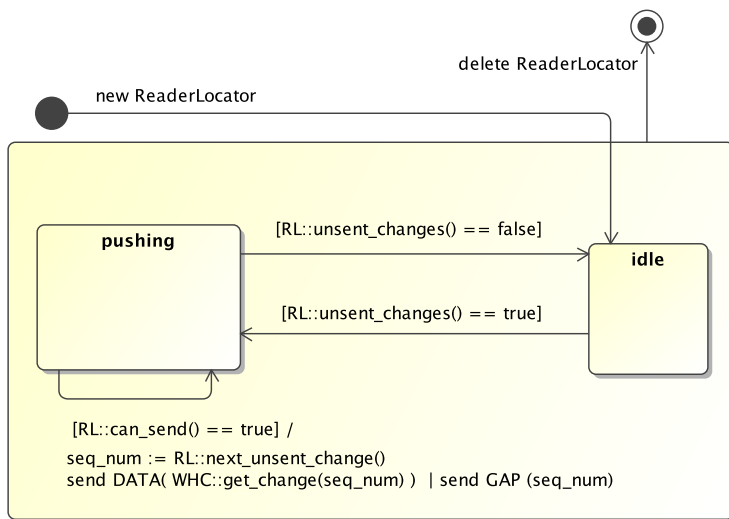


Figure 8.17.- Behavior of the Best-Effort StatelessWriter with respect to each ReaderLocator

The state-machine transitions are listed in Table 8.63.

**[DDSIRTP25-2 - Discriminating the reasons for a GAP]**

Table 8.63.- Transitions for Best-effort StatelessWriter behavior with respect to each ReaderLocator

Transition	state	event	next state
T1	initial	RTPS Writer is configured with a ReaderLocator	idle
T2	idle	GuardCondition: RL::unsent_changes() == true	pushing
T3	pushing	GuardCondition: RL::unsent_changes() == false	idle
T4	pushing	GuardCondition: RL::can_send() == true	pushing
T5	any state	RTPS Writer is configured to no longer have the ReaderLocator	final

Deleted: 1716

Deleted: Table 8.63Table 8.59

Deleted: 6359

Deleted: !=

Deleted: <empty>

Deleted: <empty>

**8.4.8.1.1 Transition T1**

This transition is triggered by the configuration of an RTPS Best-Effort *StatelessWriter* 'the\_rtps\_writer' with an RTPS *ReaderLocator*. This configuration is done by the Discovery protocol (8.5) as a consequence of the discovery of a DDS DataReader that matches the DDS DataWriter that is related to 'the\_rtps\_writer.'

The discovery protocol supplies the values for the *ReaderLocator* constructor parameters. The transition performs the following logical actions in the virtual machine:

```
a_locator := new ReaderLocator( locator, expectsInlineQos );
the_rtps_writer.reader_locator_add( a_locator );
```

Deleted: 2.3

#### 8.4.8.1.2 Transition T2

##### [DDSI RTPS-2 - Discriminating the reasons for a GAP]

This transition is triggered by the guard condition [RL::unsent\_changes() == true] indicating that there are some changes in the RTPS *Writer HistoryCache* that have not been sent to the RTPS *ReaderLocator*.

The transition performs no logical actions in the virtual machine.

Deleted: !  
Deleted: <empty>

#### 8.4.8.1.3 Transition T3

This transition is triggered by the guard condition [RL::unsent\_changes() == false] indicating that all changes in the RTPS *Writer HistoryCache* have been sent to the RTPS *ReaderLocator*. Note that this does not indicate that the changes have been received, only that an attempt was made to send them.

The transition performs no logical actions in the virtual machine.

Deleted: <empty>

#### 8.4.8.1.4 Transition T4

This transition is triggered by the guard condition [RL::can\_send() == true] indicating that the RTPS *Writer* 'the\_writer' has the resources needed to send a change to the RTPS *ReaderLocator* 'the\_reader\_locator.'

##### [DDSI RTPS-2 - Discriminating the reasons for a GAP]

The transition performs the following logical actions in the virtual machine:

```
a_change_seq_num := the_reader_locator.next_unsent_change();  
IF ( a_change_seq_num > the_reader_locator.highest_sent_seq_num + 1 ) {  
    GAP = new GAP(the_reader_locator.highest_sent_seq_num + 1,  
                 a_change_seq_num - 1);  
    GAP.readerId := ENTITYID_UNKNOWN;  
    GAP.filteredCount := 0;  
    sendto the_reader_locator.locator, GAP;  
}
```

```
a_change := the_writer.writer_cache.get_change(a_change_seq_num);  
DATA = new DATA(a_change);  
IF (the_reader_locator.expectsInlineQos) {  
    DATA.inlineQos := the_writer.related_dds_writer.qos;  
    DATA.inlineQos += a_change.inlineQos;  
}  
DATA.readerId := ENTITYID_UNKNOWN;  
sendto the_reader_locator.locator, DATA;  
the_reader_locator.highest_sent_seq_num := a_change_seq_num;
```

Deleted: IF a\_change IN  
the\_writer.writer\_cache.changes {

Deleted: }

Deleted: }  
ELSE {  
GAP = new GAP(a\_change.sequenceNumber);  
GAP.readerId := ENTITYID\_UNKNOWN;  
sendto the\_reader\_locator.locator, GAP;  
}

The next unsent change 'a\_change' present in the Writer Cache may not have a sequence number that matches the ReaderLocator (highest\_sent\_seq\_num + 1). This may happen when a *CacheChanges* is removed from the Writer cache. For example, when using HISTORY QoS set to KEEP\_LAST with depth == 1, a new change will cause the DDS DataWriter to remove the previous change from the *HistoryCache*. In this case a GAP message is sent to indicate a range of sequence numbers not available to the Reader.

Since the GAP messages represent *CacheChanges* that are not present in the Writer cache, these changes do not appear counted in the GAP message *filteredCount*.

After the transition, the following post-conditions hold:

```
the_reader_locator.highest_sent_seq_num == a_change_seq_num
```

Deleted: ( a\_change BELONGS-TO  
the\_reader\_locator.unsent\_changes() )  
== FALSE...

#### 8.4.8.1.5 Transition T5

This transition is triggered by the configuration of an RTPS *Writer* 'the\_rtps\_writer' to no longer send to the RTPS *ReaderLocator* 'the\_reader\_locator.' This configuration is done by the Discovery protocol (8.5) as a

Deleted: 2.3

consequence of breaking a pre-existing match of a DDS DataReader with the DDS DataWriter related to 'the\_rtps\_writer.'

The transition performs the following logical actions in the virtual machine:

```
the_rtps_writer.reader_locator_remove(the_reader_locator);
delete the_reader_locator;
```

### 8.4.8.2 Reliable StatelessWriter Behavior

The behavior of the reliable RTPS *StatelessWriter* with respect to each *ReaderLocator* is described in [Figure 8.18](#).

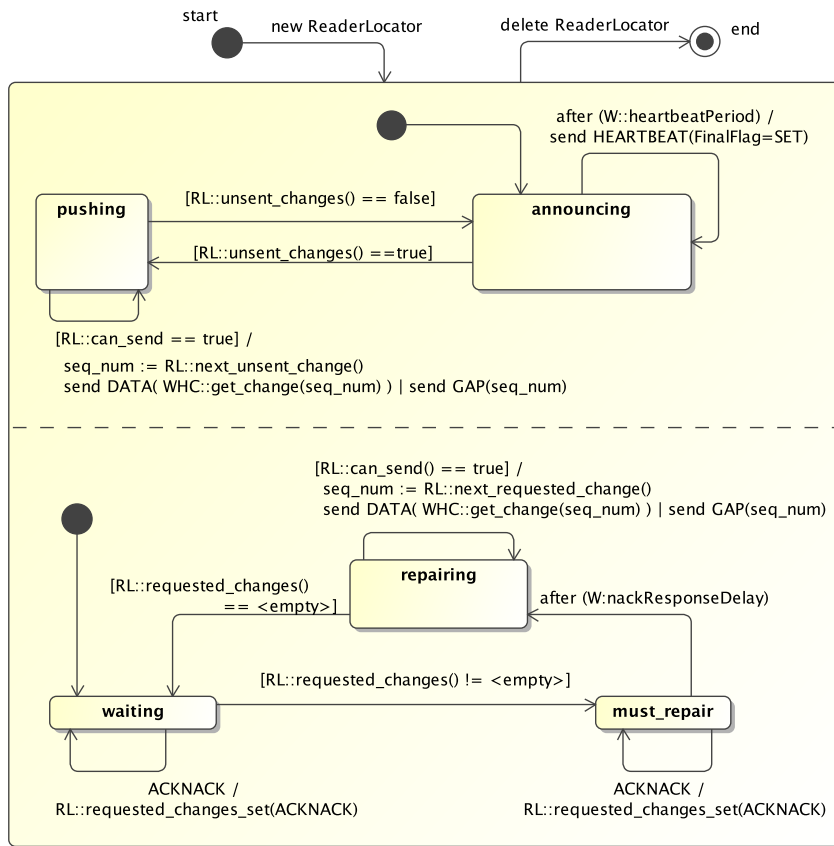


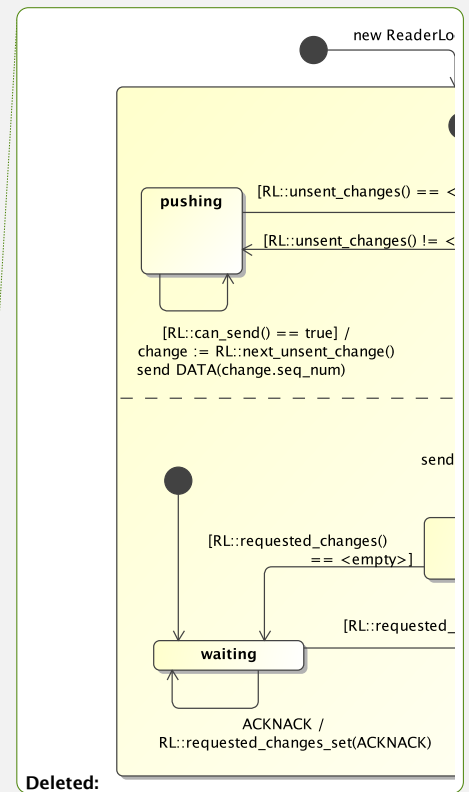
Figure 8.18 - Behavior of the Reliable StatelessWriter with respect to each ReaderLocator

The state-machine transitions are listed in [Table 8.64](#).

### [DDSIRTP25-2 - Discriminating the reasons for a GAP]

Table 8.64 - Transitions for the Reliable StatelessWriter behavior with respect to each Reader Locator

Deleted: Figure 8.18Figure 8.17



Deleted:

Deleted: 1817

Deleted: Table 8.64Table 8.60

Deleted: 6460

Deleted: 2.3

Transition	state	event	next state
T1	initial	RTPS Writer is configured with a ReaderLocator	announcing
T2	announcing	GuardCondition: RL::unsent_changes() <u>== true</u>	pushing
T3	pushing	GuardCondition: RL::unsent_changes() <u>== false</u>	announcing
T4	pushing	GuardCondition: RL::can_send() == true	pushing
T5	announcing	after(W::heartbeatPeriod)	announcing
T6	waiting	ACKNACK message is received	waiting
T7	waiting	GuardCondition: RL::requested_changes() != <empty>	must_repair
T8	must_repair	ACKNACK message is received	must_repair
T9	must_repair	after(W::nackResponseDelay)	repairing
T10	repairing	GuardCondition: RL::can_send() == true	repairing
T11	repairing	GuardCondition: RL::requested_changes() == <empty>	waiting
T12	any state	RTPS Writer is configured to no longer have the ReaderLocator	final

Deleted: !=

Deleted: <empty>

Deleted: <empty>

#### 8.4.8.2.1 Transition T1

This transition is triggered by the configuration of an RTPS Reliable *StatelessWriter* 'the\_rtps\_writer' with an RTPS *ReaderLocator*. This configuration is done by the Discovery protocol (8.5, 'Discovery Module') as a consequence of the discovery of a DDS DataReader that matches the DDS DataWriter that is related to 'the\_rtps\_writer.'

The discovery protocol supplies the values for the *ReaderLocator* constructor parameters. The transition performs the following logical actions in the virtual machine:

```
a_locator := new ReaderLocator( locator, expectsInlineQos );
the_rtps_writer.reader_locator_add( a_locator );
```

#### 8.4.8.2.2 Transition T2

##### [DDSIRTP25-2 - Discriminating the reasons for a GAP]

This transition is triggered by the guard condition [RL::unsent\_changes() == true] indicating that there are some changes in the RTPS *Writer HistoryCache* that have not been sent to the *ReaderLocator*. The transition performs no logical actions in the virtual machine.

Deleted: !=

Deleted: <empty>

#### 8.4.8.2.3 Transition T3

##### [DDSIRTP25-2 - Discriminating the reasons for a GAP]

This transition is triggered by the guard condition [RL::unsent\_changes() == false] indicating that all changes in the RTPS *Writer HistoryCache* have been sent to the *ReaderLocator*. Note that this does not indicate that the changes have been received, only that there has been an attempt made to send them. The transition performs no logical actions in the virtual machine.

Deleted: <empty>

Deleted: 2.3

#### 8.4.8.2.4 Transition T4

This transition is triggered by the guard condition [RL::can\_send() == true] indicating that the RTPS *Writer* 'the\_writer' has the resources needed to send a change to the RTPS *ReaderLocator* 'the\_reader\_locator.'

#### DDSI RTP25-2 - Discriminating the reasons for a GAP

The transition performs the following logical actions in the virtual machine:

```
a_change_seq_num := the_reader_locator.next_unsent_change();
IF ( a_change_seq_num > the_reader_locator.highest_sent_seq_num + 1 ) {
    GAP = new GAP(the_reader_locator.highest_sent_seq_num + 1,
                 a_change_seq_num - 1);
    GAP.readerId := ENTITYID_UNKNOWN;
    GAP.filteredCount := 0;
    sendto the_reader_locator.locator, GAP;
}

a_change := the_writer.writer_cache.get_change(a_change_seq_num);
DATA = new DATA(a_change);
IF (the_reader_locator.expectsInlineQos) {
    DATA.inlineQos :=
        the_writer.related_dds_writer.qos;
}
DATA.readerId := ENTITYID_UNKNOWN;
sendto the_reader_locator.locator, DATA;
the_reader_locator.highest_sent_seq_num := a_change_seq_num;
```

The next unsent change 'a\_change' present in the Writer Cache may not have a sequence number that matches the ReaderLocator (*highest seq num + 1*). This may happen when a *CacheChanges* is removed from the Writer cache. For example, when using HISTORY QoS set to KEEP\_LAST with depth == 1, a new change will cause the DDS DataWriter to remove the previous change from the *HistoryCache*. In this case a GAP message is sent to indicate a range of sequence numbers not available to the Reader.

Since the GAP messages represent *CacheChanges* that are not present in the Writer cache, these changes do not appear counted in the GAP message *filteredCount*.

After the transition the following post-conditions hold:

```
the_reader_locator.highest_sent_seq_num == a_change_seq_num
```

#### 8.4.8.2.5 Transition T5

This transition is triggered by the firing of a periodic timer configured to fire each W::heartbeatPeriod.

The transition performs the following logical actions in the virtual machine for the *Writer* 'the\_rtps\_writer' and *ReaderLocator* 'the\_reader\_locator.'

```
seq_num_min := the_rtps_writer.writer_cache.get_seq_num_min();
seq_num_max := the_rtps_writer.writer_cache.get_seq_num_max();
HEARTBEAT := new HEARTBEAT(the_rtps_writer.writerGuid, seq_num_min,
                           seq_num_max);
HEARTBEAT.FinalFlag := SET;
HEARTBEAT.readerId := ENTITYID_UNKNOWN;
sendto the_reader_locator, HEARTBEAT;
```

#### 8.4.8.2.6 Transition T6

This transition is triggered by the reception of an ACKNACK message destined to the RTPS *StatelessWriter* 'the\_rtps\_writer' originating from some RTPS *Reader*.

The transition performs the following logical actions in the virtual machine:

Deleted: <#>(a\_change BELONGS-TO the\_reader\_locator.unsent\_changes() ) == FALSE

Deleted: 2.3

```

FOREACH reply_locator_t IN { Receiver.unicastReplyLocatorList,
                             Receiver.multicastReplyLocatorList }
    reader_locator := the_rtps_writer.reader_locator_lookup(reply_locator_t);
    reader_locator.requested_changes_set(ACKNACK.readerSNState.set);

```

Note that the processing of this message uses the reply locators in the RTPS *Receiver*. This is the only source of information for the *StatelessWriter* to determine where to send the reply to. Proper functioning of the protocol requires that the RTPS *Reader* inserts an **InfoReply** Submessage ahead of the **AckNack** such that these fields are properly set.

#### 8.4.8.2.7 Transition T7

This transition is triggered by the guard condition [RL::requested\_changes() != <empty>] indicating that there are changes that have been requested by some RTPS *Reader* reachable at the RTPS *ReaderLocator*. The transition performs no logical actions in the virtual machine.

#### 8.4.8.2.8 Transition T8

This transition is triggered by the reception of an ACKNACK message destined to the RTPS *StatelessWriter* 'the\_rtps\_writer' originating from some RTPS *Reader*. The transition performs the same logical actions performed by Transition T6 (8.4.8.2.6).

#### 8.4.8.2.9 Transition T9

This transition is triggered by the firing of a timer indicating that the duration of W::nackResponseDelay has elapsed since the state **must\_repair** was entered. The transition performs no logical actions in the virtual machine.

#### 8.4.8.2.10 Transition T10

##### DDSI RTP25-2 - Discriminating the reasons for a GAP

This transition is triggered by the guard condition [RL::can\_send() == true] indicating that the RTPS *Writer* 'the\_writer' has the resources needed to send a change to the RTPS *ReaderLocator* 'the\_reader\_locator.' The transition performs the following logical actions in the virtual machine.

```

a_change_seq_num := the_reader_locator.next_requested_change();
a_change := the_writer.writer_cache.get_change(a_change_seq_num);

IF ( a_change != <nil> ) {
    DATA = new DATA(a_change);
    IF (the_reader_locator.expectsInlineQos) {
        DATA.inlineQos := the_writer.related_dds_writer.qos;
        DATA.inlineQos += a_change.inlineQos;
    }
    DATA.readerId := ENTITYID_UNKNOWN;
    sendto the_reader_locator.locator, DATA;
}
ELSE {
    GAP = new GAP(a_change.sequenceNumber);
    GAP.readerId := ENTITYID_UNKNOWN;
    GAP.filteredCount := 0;
    sendto the_reader_locator.locator, GAP;
}

```

After the transition the following post-conditions hold:

```
( a_change_seq_num BELONGS-TO the_reader_locator.requested_changes() ) == FALSE
```

Note that it is possible that the requested change had already been removed from the *HistoryCache* by the DDS *DataWriter*. In that case, the *StatelessWriter* sends a GAP Message. The GAP message does not count the change in its message *filteredCount* because it corresponds to a change not present in the *HistoryCache*.

Deleted: IN  
the\_writer.writer\_cache.changes..

Deleted: 2.3



**8.4.8.2.11 Transition T11**

This transition is triggered by the guard condition [RL::requested\_changes() == <empty>] indicating that there are no further changes requested by an RTPS *Reader* reachable at the RTPS *ReaderLocator*. The transition performs no logical actions in the virtual machine.

**8.4.8.2.12 Transition T12**

This transition is triggered by the configuration of an RTPS *Writer* 'the\_rtps\_writer' to no longer send to the RTPS *ReaderLocator* 'the\_reader\_locator.' This configuration is done by the Discovery protocol (8.5) as a consequence of breaking a pre-existing match of a DDS DataReader with the DDS DataWriter related to 'the\_rtps\_writer.'

The transition performs the following logical actions in the virtual machine:

```
the_rtps_writer.reader_locator_remove(the_reader_locator);
delete the_reader_locator;
```

**8.4.9 RTPS StatefulWriter Behavior**

**8.4.9.1 Best-Effort StatefulWriter Behavior**

The behavior of the Best-Effort RTPS *StatefulWriter* with respect to each matched RTPS *Reader* is described in [Figure 8.19](#).

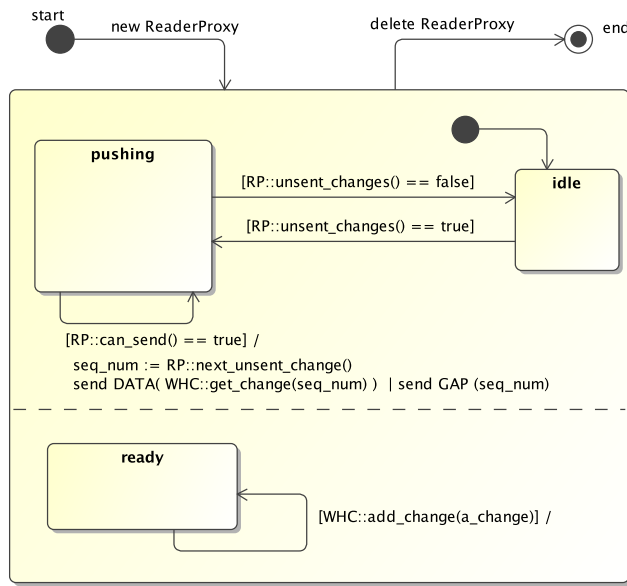


Figure 8.19- Behavior of Best-Effort StatefulWriter with respect to each matched Reader

The state-machine transitions are listed in [Table 8.65](#).

**DDSI RTP25-2 - Discriminating the reasons for a GAP**

Table 8.65- Transitions for Best-effort Stateful Writer behavior with respect to each matched Reader

Deleted: Figure 8.19Figure 8.18

Deleted:

Deleted:

Deleted: 1918

Deleted: Table 8.65Table 8.61

Deleted: 6561

Deleted: 2.3

Transition	state	event	next state
T1	initial	RTPS Writer is configured with a matched RTPS Reader	idle
T2	idle	GuardCondition: RP::unsent_changes() == true	pushing
T3	pushing	GuardCondition: RP::unsent_changes() == false	idle
T4	pushing	GuardCondition: RP::can_send() == true	pushing
T5	ready	A new change was added to the RTPS Writer's HistoryCache.	ready
T6	any state	RTPS Writer is configured to no longer be matched with the RTPS Reader	final

#### 8.4.9.1.1 Transition T1

This transition is triggered by the configuration of an RTPS *Writer* 'the\_rtps\_writer' with a matching RTPS *Reader*. This configuration is done by the Discovery protocol (8.5) as a consequence of the discovery of a DDS DataReader that matches the DDS DataWriter that is related to 'the\_rtps\_writer.'

The discovery protocol supplies the values for the *ReaderProxy* constructor parameters. The transition performs the following logical actions in the virtual machine:

```
a_reader_proxy := new ReaderProxy( remoteReaderGuid,
                                   remoteGroupEntityId, expectsInlineQos,
                                   unicastLocatorList, multicastLocatorList);
the_rtps_writer.matched_reader_add(a_reader_proxy);
```

#### [DDSIRTP25-2 - Discriminating the reasons for a GAP]

The *ReaderProxy* 'a\_reader\_proxy' is initialized as discussed in 8.4.7.5.

#### 8.4.9.1.2 Transition T2

#### [DDSIRTP25-2 - Discriminating the reasons for a GAP]

This transition is triggered by the guard condition [RP::unsent\_changes() == true] indicating that there are some changes in the RTPS *Writer HistoryCache* that have not been sent to the RTPS *Reader* represented by the *ReaderProxy*.

Note that for a Best-Effort *Writer*, W::pushMode == true, as there are no acknowledgements. Therefore, the *Writer* always pushes out data as it becomes available.

The transition performs no logical actions in the virtual machine.

#### 8.4.9.1.3 Transition T3

#### [DDSIRTP25-2 - Discriminating the reasons for a GAP]

This transition is triggered by the guard condition [RP::unsent\_changes() == false] indicating that all changes in the RTPS *Writer HistoryCache* have been sent to the RTPS *Reader* represented by the *ReaderProxy*. Note that this does not indicate that the changes have been received, only that there has been an attempt made to send them.

The transition performs no logical actions in the virtual machine.

Deleted: !

Deleted: <empty>

Deleted: <empty>

Deleted: This includes initializing the set of unsent changes and applying DDS\_FILTER to each of the changes.

Deleted: !

Deleted: <empty>

Deleted: <empty>

Deleted: 2.3

#### 8.4.9.1.4 Transition T4

This transition is triggered by the guard condition [RP::can\_send() == true] indicating that the RTPS *Writer* 'the\_rtps\_writer' has the resources needed to send a change to the RTPS *Reader* represented by the *ReaderProxy* 'the\_reader\_proxy.'

#### [DDSIRTP25-2 - Discriminating the reasons for a GAP]

The transition performs the following logical actions in the virtual machine:

```
a_change seq num := the_reader_proxy.next_untent_change();

if ( a_change seq num > the_reader_proxy.highest sent seq num + 1 ) {
  GAP = new GAP(the_reader_locator.highest sent seq num + 1,
               a_change seq num - 1);
  GAP.readerId := ENTITYID_UNKNOWN;
  GAP.filteredCount := 0;
  send GAP;
}

a_change := the_writer.writer_cache.get_change(a_change seq num);

if ( DDS_FILTER(the_reader_proxy, a_change) ) {
  DATA = new DATA(a_change);
  IF (the_reader_proxy.expectsInlineQos) {
    DATA.inlineQos := the_rtps_writer.related_dds_writer.qos;
    DATA.inlineQos += a_change.inlineQos;
  }
  DATA.readerId := ENTITYID_UNKNOWN;
  send DATA;
}
else {
  GAP = new GAP(a_change.sequenceNumber);
  GAP.readerId := ENTITYID_UNKNOWN;
  GAP.filteredCount := 1;
  send GAP;
}
the_reader_proxy.highest sent seq num := a_change seq num;
```

The next untent change 'a\_change' present in the Writer Cache may not have a sequence number that matches the ReaderProxy (highest sent seq num + 1). This may happen when a *CacheChanges* is removed from the Writer cache. For example, when using HISTORY QoS set to KEEP\_LAST with depth == 1 and a new change for the same instance (key) replaces the previous one from the *HistoryCache*. In this case a GAP message is sent to indicate a range of sequence numbers not available to the Reader. This GAP represents *CacheChanges* that are not present in the Writer cache. Therefore, these changes do not appear counted in the GAP message *filteredCount*.

The next untent change 'a\_change' present in the Writer Cache may not pass a DDS\_FILTER that indicates that the change is not relevant to the Reader. This may happen, for example, if the Reader specified a Content Filter. In this case a GAP is sent. However, this GAP represents *CacheChanges* that are present in the Writer cache but are not sent due to not being relevant. These changes do appear counted in the GAP message *filteredCount*.

The above logic is not meant to imply that each DATA Submessage is sent in a separate RTPS Message. Rather multiple Submessages can be combined into a single RTPS message.

After the transition, the following post-conditions hold:

```
the_reader_proxy.highest sent seq num == a_change seq num
```

Deleted:

Formatted: Right: 0", Space Before: 0.85 pt, Line spacing: single

Deleted: a\_change.status := UNDERWAY; 3

Deleted: .is\_relevant

Deleted: s

Deleted: 2.3

#### 8.4.9.1.5 Transition T5

This transition is triggered by the addition of a new *CacheChange* 'a\_change' to the *HistoryCache* of the RTPS *Writer* 'the\_rtps\_writer' by the corresponding DDS DataWriter.

#### DDSI RTPS 2.5 - Discriminating the reasons for a GAP

The transition performs the following logical actions in the virtual machine:

```
ADD a_change TO the_rtps_writer.writer_cache;
```

After the transition the following post-condition holds:

```
FOREACH proxy IN the_rtps_writer.matched_readers  
  proxy.unsent_changes() == true;
```

#### 8.4.9.1.6 Transition T6

This transition is triggered by the configuration of an RTPS *Writer* 'the\_rtps\_writer' to no longer be matched with the RTPS *Reader* represented by the *ReaderProxy* 'the\_reader\_proxy'. This configuration is done by the Discovery protocol (8.5) as a consequence of breaking a pre-existing match of a DDS DataReader with the DDS DataWriter related to 'the\_rtps\_writer.'

The transition performs the following logical actions in the virtual machine:

```
the_rtps_writer.matched_reader_remove(the_reader_proxy);  
delete the_reader_proxy;
```

#### 8.4.9.2 Reliable StatefulWriter Behavior

The behavior of the Reliable RTPS *StatefulWriter* with respect to each matched RTPS *Reader* is described in [Figure 8.20](#).

#### DDSI RTPS 2.5 - Discriminating the reasons for a GAP

Deleted: `<#>( a_change BELONGS-TO the_reader_proxy.unsent_changes() ) == FALSE`

Deleted: . Whether the change is relevant to the RTPS *Reader* represented by the *ReaderProxy* 'the\_reader\_proxy' is determined by the DDS\_FILTER

Deleted: reader\_proxy

Deleted: changes\_for\_reader

Formatted: Indent: Left: 0.32", First line: 0", Space Before: 2.3 pt

Formatted: Font: Times New Roman, 12 pt

```
Deleted: <#>IF (DDS_FILTER(the_reader_proxy,  
change)) THEN change.is_relevant := FALSE;  
ELSE change.is_relevant := TRUE;  
IF (the_rtps_writer.pushMode == true) THEN  
change.status := UNSENT;  
ELSE change.status := UNACKNOWLEDGED;
```

Deleted: Figure 8.20Figure 8.19

Deleted: 2.3

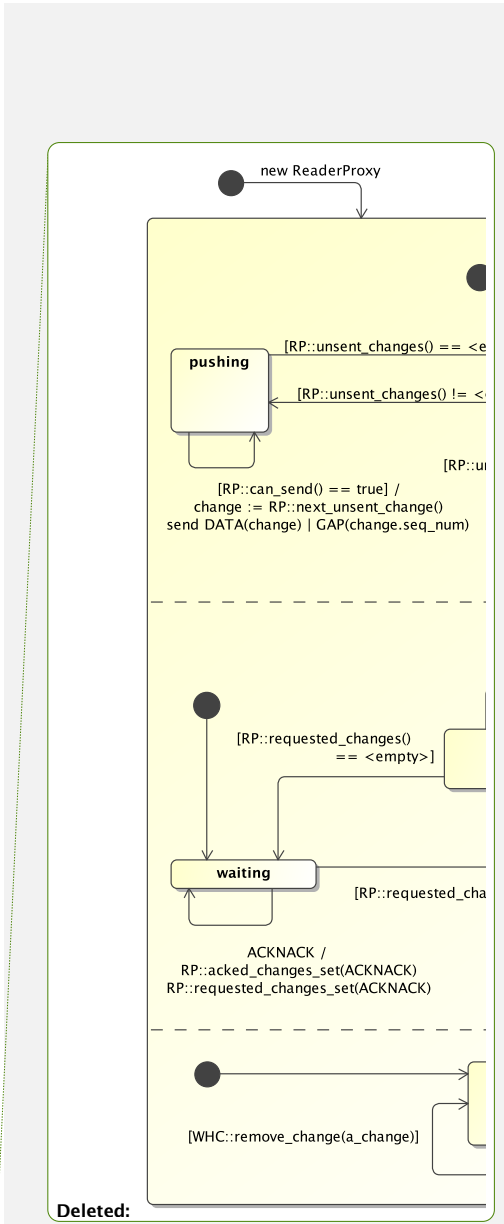
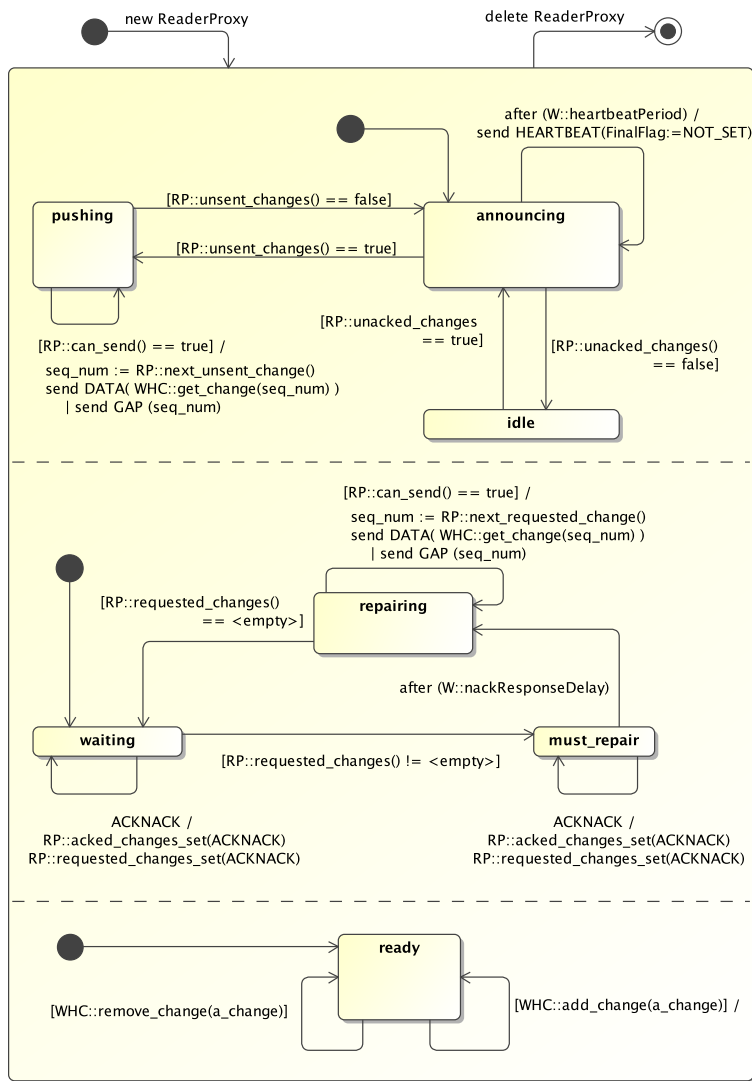


Figure 8.20 - Behavior of Reliable StatefulWriter with respect to each matched Reader

The state-machine transitions are listed in [Table 8.66](#).

**DDSI RTPS-2 - Discriminating the reasons for a GAP!**

Table 8.66 - Transitions for Reliable StatefulWriter behavior with respect to each matched Reader

Transition	state	event	next state
------------	-------	-------	------------

Deleted: 2019

Deleted: Table 8.66Table 8.62

Deleted: 6662

Deleted: 2.3

T1	initial	RTPS Writer is configured with a matched RTPS Reader	announcing
T2	announcing	GuardCondition: RP::unsent_changes() == true	pushing
T3	pushing	GuardCondition: RP::unsent_changes() == false	announcing
T4	pushing	GuardCondition: RP::can_send() == true	pushing
T5	announcing	GuardCondition: RP::unacked_changes() == false	idle
T6	idle	GuardCondition: RP::unacked_changes() == true	announcing
T7	announcing	after(W::heartbeatPeriod)	announcing
T8	waiting	ACKNACK message is received	waiting
T9	waiting	GuardCondition: RP::requested_changes() != <empty>	must_repair
T10	must_repair	ACKNACK message is received	must_repair
T11	must_repair	after(W::nackResponseDelay)	repairing
T12	repairing	GuardCondition: RP::can_send() == true	repairing
T13	repairing	GuardCondition: RP::requested_changes() == <empty>	waiting
T14	ready	A new change was added to the RTPS Writer's HistoryCache.	ready
T15	ready	A change was removed from the RTPS Writer's HistoryCache.	ready
T16	any state	RTPS Writer is configured to no longer be matched with the RTPS Reader	final

Deleted: !

Deleted: <empty>

Deleted: <empty>

Deleted: <empty>

Deleted: !

Deleted: <empty>

#### 8.4.9.2.1 Transition T1

This transition is triggered by the configuration of an RTPS Reliable *StatefulWriter* 'the\_rtps\_writer' with a matching RTPS *Reader*. This configuration is done by the Discovery protocol (8.5) as a consequence of the discovery of a DDS DataReader that matches the DDS DataWriter that is related to 'the\_rtps\_writer.'

The discovery protocol supplies the values for the *ReaderProxy* constructor parameters. The transition performs the following logical actions in the virtual machine:

```
a_reader_proxy := new ReaderProxy( remoteReaderGuid,
                                  remoteGroupEntityId, expectsInlineQos,
                                  unicastLocatorList, multicastLocatorList);
the_rtps_writer.matched_reader_add(a_reader_proxy);
```

The *ReaderProxy* 'a\_reader\_proxy' is initialized as discussed in 8.4.7.5. This includes initializing the set of unsent changes and applying a filter to each of the changes.

Deleted: 2.3

#### 8.4.9.2.2 Transition T2

This transition is triggered by the guard condition [RP::unsent\_changes() != <empty>] indicating that there are some changes in the RTPS *Writer HistoryCache* that have not been sent to the RTPS *Reader* represented by the *ReaderProxy*.

The transition performs no logical actions in the virtual machine.

#### 8.4.9.2.3 Transition T3

##### DDSI RTPS-2 - Discriminating the reasons for a GAP

This transition is triggered by the guard condition [RP::unsent\_changes() == false] indicating that all changes in the RTPS *Writer HistoryCache* have been sent to the RTPS *Reader* represented by the *ReaderProxy*. Note that this does not indicate that the changes have been received, only that there has been an attempt made to send them.

The transition performs no logical actions in the virtual machine.

#### 8.4.9.2.4 Transition T4

This transition is triggered by the guard condition [RP::can\_send() == true] indicating that the RTPS *Writer* 'the\_rtps\_writer' has the resources needed to send a change to the RTPS *Reader* represented by the *ReaderProxy* 'the\_reader\_proxy.'

##### DDSI RTPS-2 - Discriminating the reasons for a GAP

The transition performs the following logical actions in the virtual machine:

```
a_change_seq_num := the_reader_proxy.next_unsent_change();

if ( a_change_seq_num > the_reader_proxy.highest_sent_seq_num + 1 ) {
    GAP = new GAP(the_reader_locator.highest_sent_seq_num + 1,
                 a_change_seq_num - 1);
    GAP.readerId := ENTITYID_UNKNOWN;
    GAP.filteredCount := 0;
    send GAP;
}

a_change := the_writer.writer_cache.get_change(a_change_seq_num);

if ( DDS_FILTER(the_reader_proxy, a_change) ) {
    DATA = new DATA(a_change);
    IF (the_reader_proxy.expectsInlineQos) {
        DATA.inlineQos := the_rtps_writer.related_dds_writer.qos;
        DATA.inlineQos += a_change.inlineQos;
    }
    DATA.readerId := ENTITYID_UNKNOWN; // or ReaderProxy.entityId
    send DATA;
}
else {
    GAP = new GAP(a_change.sequenceNumber);
    GAP.filteredCount := 1;
    GAP.readerId := ENTITYID_UNKNOWN; // or ReaderProxy.entityId
    send GAP;
}
the_reader_proxy.highest_sent_seq_num := a_change_seq_num;
```

The next unsent change 'a\_change' present in the Writer Cache may not have a sequence number that matches the ReaderProxy (highest\_sent\_seq\_num + 1). This may happen when a CacheChanges is removed from the Writer cache. For example, when using HISTORY QoS set to KEEP\_LAST with depth == 1 and a new change for the same instance (key) replaces the previous one from the HistoryCache. In this case a GAP

Deleted: <empty>

Deleted: a\_change.status := UNDERWAY; if (a\_change.is\_relevant) {

Deleted: 2.3

message is sent to indicate a range of sequence numbers not available to the Reader. This GAP represents *CacheChanges* that are not present in the Writer cache. Therefore, these changes **do not** appear counted in the GAP message *filteredCount*.

The next unsent change 'a change' present in the Writer Cache may not pass a DDS\_FILTER that indicates that the change is not relevant to that Reader. This may happen, for example, if the Reader specified a Content Filter. In this case a GAP is sent. However, this GAP represents *CacheChanges* that are present in the Writer cache but are not sent due to not being relevant. These changes **do** appear counted in the GAP message *filteredCount*.

The above logic is not meant to imply that each DATA or GAP Submessage is sent in a separate RTPS Message. Rather multiple Submessages can be combined into a single RTPS message.

The above illustrates the simplified case where a GAP Submessage includes a single sequence number. This would result in potentially many Submessages in cases where many sequence numbers in close proximity refer to changes that are not relevant to the Reader. Efficient implementations will **try to combine multiple 'not available' sequence numbers into a single GAP message.**

Deleted: irrelevant'  
Deleted: as much as possible

After the transition, the following post-conditions hold:

```
the_reader_proxy.highest_sent_seq_num == a_change_seq_num
```

#### 8.4.9.2.5 Transition T5

##### DDSI RTPS-2 - Discriminating the reasons for a GAP

This transition is triggered by the guard condition [RP::unacked\_changes() == **false**] indicating that all changes in the RTPS *Writer HistoryCache* have been acknowledged by the RTPS *Reader* represented by the *ReaderProxy*.

Deleted: <#>( a\_change BELONGS-TO the\_reader\_proxy.unsent\_changes() ) == FALSE

Deleted: <empty>

The transition performs no logical actions in the virtual machine.

#### 8.4.9.2.6 Transition T6

##### DDSI RTPS-2 - Discriminating the reasons for a GAP

This transition is triggered by the guard condition [RP::unacked\_changes() == **true**] indicating that there are changes in the RTPS *Writer HistoryCache* have not been acknowledged by the RTPS *Reader* represented by the *ReaderProxy*.

Deleted: !

Deleted: <empty>

The transition performs no logical actions in the virtual machine.

#### 8.4.9.2.7 Transition T7

This transition is triggered by the firing of a periodic timer configured to fire each W::heartbeatPeriod.

The transition performs the following logical actions for the *StatefulWriter* 'the\_rtps\_writer' in the virtual machine:

```
seq_num_min := the_rtps_writer.writer_cache.get_seq_num_min();
seq_num_max := the_rtps_writer.writer_cache.get_seq_num_max();
HEARTBEAT := new HEARTBEAT(the_rtps_writer.writerGuid,
                           seq_num_min, seq_num_max);
HEARTBEAT.FinalFlag := NOT_SET;
HEARTBEAT.readerId := ENTITYID_UNKNOWN;
send HEARTBEAT;
```

#### 8.4.9.2.8 Transition T8

This transition is triggered by the reception of an ACKNACK Message destined to the RTPS *StatefulWriter*

Deleted: 2.3



'the\_rtps\_writer' originating from the RTPS *Reader* represented by the *ReaderProxy* 'the\_reader\_proxy.' The transition performs the following logical actions in the virtual machine:

```
the_rtps_writer.acked_changes_set(ACKNACK.readerSNState.base - 1);
the_reader_proxy.requested_changes_set(ACKNACK.readerSNState.set);
```

After the transition the following post-conditions hold:

```
MIN { change.sequenceNumber IN the_reader_proxy.unacked_changes() } >=
ACKNACK.readerSNState.base - 1
```

#### 8.4.9.2.9 Transition T9

This transition is triggered by the guard condition [RP::requested\_changes() != <empty>] indicating that there are changes that have been requested by the RTPS *Reader* represented by the *ReaderProxy*.

The transition performs no logical actions in the virtual machine.

#### 8.4.9.2.10 Transition T10

This transition is triggered by the reception of an ACKNACK message destined to the RTPS *StatefulWriter* 'the\_writer' originating from the RTPS *Reader* represented by the *ReaderProxy* 'the\_reader\_proxy.'

The transition performs the same logical actions as Transition T8 (8.4.9.2.8).

#### 8.4.9.2.11 Transition T11

This transition is triggered by the firing of a timer indicating that the duration of W::nackResponseDelay has elapsed since the state *must\_repair* was entered.

The transition performs no logical actions in the virtual machine.

#### 8.4.9.2.12 Transition T12

This transition is triggered by the guard condition [RP::can\_send() == true] indicating that the RTPS *Writer* 'the\_rtps\_writer' has the resources needed to send a change to the RTPS *Reader* represented by the *ReaderProxy* 'the\_reader\_proxy.'

### DDSI RTP25-2 - Discriminating the reasons for a GAP

The transition performs the following logical actions in the virtual machine:

```
a_change := the_reader_proxy.next_requested_change();
a_change.status := UNDERWAY;
cache_change := the_rtps_writer.writer_cache.find(a_change.sequence_number);
IF ( cache_change != NIL ) {
  IF ( DDS_FILTER(the_reader_proxy, a_change) ) {
    DATA = new DATA(cache_change, the_reader_proxy.remoteReaderGuid);
    IF (the_reader_proxy.expectsInlineQos) {
      DATA.inlineQos := the_rtps_writer.related_dds_writer.qos;
      DATA.inlineQos += cache_change.inlineQos;
    }
    send DATA;
  }
  ELSE {
    GAP = new GAP(a_change.sequenceNumber,
                 the_reader_proxy.remoteReaderGuid);
    GAP.filteredCount := 1;
    send GAP;
  }
}
ELSE {
  GAP = new GAP(a_change.sequenceNumber,
               the_reader_proxy.remoteReaderGuid);
  GAP.filteredCount := 0;
  send GAP;
}
```

Deleted: if

Deleted: a\_change.is\_relevant

Deleted: a\_change

Formatted: Indent: Left: 0.32"

Deleted: a\_change

Formatted: Space Before: 0 pt

Deleted: else

Deleted: 2.3

↓

A requested change is identified by its sequence number. This change may still be in the Writer Cache or may have already been removed:

- If the change is still in the Writer cache the writer will check if it is relevant to the Reader (i.e. if passes any reader-specified filters and was not specifically directed to other readers). If the change is relevant the Writer will send a DATA message with the change information. If it is not relevant it will send a GAP message and account for the filtering in the GAP's *filteredCount*.
- If the change is no longer in the Writer cache, the Writer will send a GAP and that change will not be counted in the GAP's *filteredCount*.

The above logic is not meant to imply that each DATA or GAP Submessage is sent in a separate RTPS message. Rather multiple Submessages can be combined into a single RTPS message.

The above illustrates the simplified case where a GAP Submessage includes a single sequence number. This would result in potentially many Submessages in cases where many sequence numbers in close proximity refer to changes that are not available to the Reader. Efficient implementations will combine multiple 'not available' sequence numbers as much as possible into a single GAP message.

After the transition the following post-condition holds:

```
( a_change BELONGS-TO the_reader_proxy.requested_changes() ) == FALSE
```

#### 8.4.9.2.13 Transition T13

This transition is triggered by the guard condition [RP::requested\_changes() == <empty>] indicating that there are no more changes requested by the RTPS *Reader* represented by the *ReaderProxy*.

The transition performs no logical actions in the virtual machine.

#### 8.4.9.2.14 Transition T14

This transition is triggered by the addition of a new *CacheChange* 'a\_change' to the *HistoryCache* of the RTPS *Writer* 'the\_rtps\_writer' by the corresponding DDS DataWriter.

#### [DDSIRTP25-2 - Discriminating the reasons for a GAP]

The transition performs the following logical actions in the virtual machine:

```
ADD a_change TO the_rtps_writer.writer_cache;
```

After the transition the following post-condition holds:

```
FOREACH proxy IN the_rtps_writer.matched_readers  
  proxy.unsent_changes() == true
```

#### 8.4.9.2.15 Transition T15

#### [DDSIRTP25-2 - Discriminating the reasons for a GAP]

This transition is triggered by the removal of a *CacheChange* 'a\_change' from the *HistoryCache* of the RTPS *Writer* 'the\_rtps\_writer' by the corresponding DDS DataWriter. For example, when using HISTORY QoS set to KEEP\_LAST with depth == 1, a new change will cause the DDS DataWriter to remove the previous change for the same instance (key) from the *HistoryCache*.

#### 8.4.9.2.16 Transition T16

This transition is triggered by the configuration of an RTPS *Writer* 'the\_rtps\_writer' to no longer be matched with the RTPS *Reader* represented by the *ReaderProxy* 'the\_reader\_proxy.' This configuration is done by the Discovery protocol (8.5) as a consequence of breaking a pre-existing match of a DDS DataReader with the DDS DataWriter related to 'the\_rtps\_writer.'

Deleted: relevant

Deleted: irrelevant'

Deleted: Whether the change is relevant to the RTPS *Reader* represented by the *ReaderProxy* 'the\_reader\_proxy' is determined by the DDS\_FILTER.

Deleted: reader\_proxy

Deleted: changes\_for\_reader

Deleted: 

```
<#IF (DDS_FILTER(the_reader_proxy, change)) THEN a_change.is_relevant := FALSE;  
ELSE a_change.is_relevant := TRUE;  
IF (the_rtps_writer.pushMode == true) THEN  
  a_change.status := UNSENT;  
  ELSE a_change.status := UNACKNOWLEDGED;
```

Deleted: 

```
The transition performs the following logical actions in the virtual machine:  
a_change.is_relevant := FALSE;
```

Deleted: 2.3

The transition performs the following logical actions in the virtual machine:

```
the_rtps_writer.matched_reader_remove(the_reader_proxy);
delete the_reader_proxy;
```

### 8.4.10 RTPS Reader Reference Implementations

The RTPS *Reader* Reference Implementations are based on specializations of the RTPS *Reader* class, first introduced in 8.2. This sub clause describes the RTPS *Reader* and all additional classes used to model the RTPS *Reader* Reference Implementations. The actual behavior is described in 8.4.11 and 8.4.12.

#### 8.4.10.1 RTPS Reader

RTPS *Reader* specializes RTPS *Endpoint* and represents the actor that receives *CacheChange* messages from one or more RTPS *Writer* endpoints. The Reference Implementations *StatelessReader* and *StatefulReader* specialize RTPS *Reader* and differ in the knowledge they maintain about the matched *Writer* endpoints.

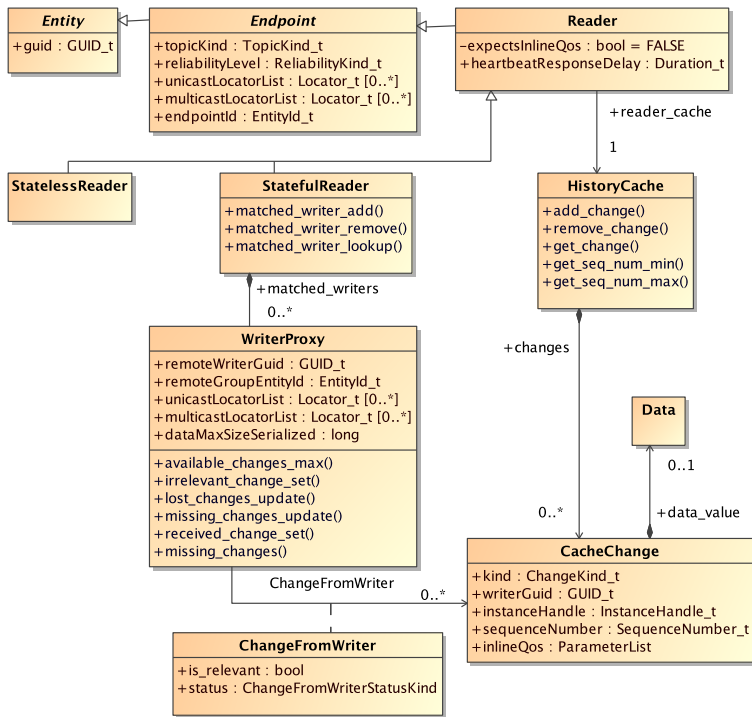


Figure 8.21 - RTPS Reader endpoints

The configuration attributes of the RTPS *Reader* are listed in [Table 8.67](#) and allow for fine-tuning of the protocol behavior. The operations on an RTPS *Reader* are listed in [Table 8.68](#).

Table 8.67 - RTPS Reader configuration attributes

RTPS Reader: RTPS Endpoint
----------------------------

**Deleted:** ChangeForReader illustrated. The *ChangeForReader* keeps track of the communication status (attribute *status*) and relevance (attribute *is\_relevant*) of each *CacheChange* with respect to a specific remote RTPS *Reader*, identified by the corresponding *ReaderProxy*.

The attribute *is\_relevant* is initialized to TRUE or FALSE when the *ChangeForReader* is created, depending on the DDS QoS and Filters that may apply. A *ChangeForReader* that initially has *is\_relevant* set to TRUE may have the setting modified to FALSE when the corresponding *CacheChange* has become irrelevant for the RTPS *Reader* because of a later *CacheChange*. This can happen, for example, when the DDS QoS of the related DDS *DataWriter* specifies a HISTORY kind KEEP\_LAST and a later *CacheChange* modifies the value of the same data-object (identified by the instanceHandle attribute of the *CacheChange*) making the previous *CacheChange* irrelevant. The behavior of the RTPS *StatefulWriter* described in Figure 8.20 and Figure 8.21 modifies each *ChangeForReader* as a side-effect of the operation of the protocol. To further define the protocol, it is illustrative to examine the Finite State Machine representing the value of the *status* attribute for any given *ChangeForReader*. This is shown in Figure 8.22 below for a Reliable *StatefulWriter*. A Best-Effort *StatefulWriter* uses only a subset of the state-diagram.

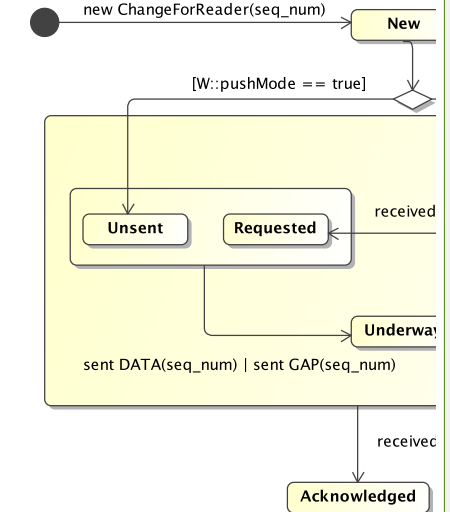


Figure 8.20 - Changes in the value of the status attribute of each *ChangeForReader*. The states have the following meanings: <New> a *CacheChange* with *SequenceNumber\_t* 'seq\_num' is available in the *HistoryCache* of the ... [13]

- Deleted:** Table 8.67Table 8.63
- Deleted:** Table 8.68Table 8.64
- Deleted:** 6763
- Deleted:** 2.3

attribute	type	meaning	relation to DDS
heartbeatResponseDelay	Duration_t	Protocol tuning parameter that allows the RTPS <i>Reader</i> to delay the sending of a positive or negative acknowledgment (see 8.4.12.2).	N/A
heartbeatSuppressionDuration	Duration_t	Protocol tuning parameter that allows the RTPS <i>Reader</i> to ignore HEARTBEATs that arrive 'too soon' after a previous HEARTBEAT was received.	N/A
reader_cache	History Cache	Contains the history of CacheChange changes for this RTPS <i>Reader</i> .	N/A
expectsInlineQos	bool	Specifies whether the RTPS Reader expects in-line QoS to be sent along with any data.	

Table 8.68 - RTPS Reader operations

Deleted: 6864

RTPS Reader operations		
operation name	parameter list	type
new	<return value>	Reader
	attribute_values	Set of attribute values required by the Reader and all the super classes.

The following sub clauses provide details on the operations.

#### 8.4.10.1.1 Default Timing-Related Values

The following timing-related values are used as the defaults in order to facilitate 'out-of-the-box' interoperability between implementations.

```
heartbeatResponseDelay.sec = 0;
heartbeatResponseDelay.nanosec = 500 * 1000 * 1000; // 500 milliseconds
heartbeatSuppressionDuration.sec = 0;
heartbeatSuppressionDuration.nanosec = 0;
```

#### 8.4.10.1.2 new

This operation creates a new RTPS *Reader*.

The newly-created reader 'this' is initialized as follows:

```
this.guid := <as specified in the constructor>;
this.unicastLocatorList := <as specified in the constructor>;
this.multicastLocatorList := <as specified in the constructor>;
this.reliabilityLevel := <as specified in the constructor>;
this.topicKind := <as specified in the constructor>;
this.expectsInlineQos := <as specified in the constructor>;
this.heartbeatResponseDelay := <as specified in the constructor>;
this.reader_cache := new HistoryCache;
```

Deleted: 2.3

### 8.4.10.2 RTPS StatelessReader

Specialization of RTPS *Reader*. The RTPS *StatelessReader* has no knowledge of the number of matched writers, nor does it maintain any state for each matched RTPS *Writer*.

In the current Reference Implementation, the *StatelessReader* does not add any configuration attributes or operations to those inherited from the *Reader* super class. Both classes are therefore identical. The virtual machine interacts with the *StatelessReader* using the operations in [Table 8.69](#).

Deleted: Table 8.69Table 8.65

Table 8.69 - StatelessReader operations

Deleted: 6965

StatelessReader operations		
<i>operation name</i>	<i>parameter list</i>	<i>parameter type</i>
new	<return value>	StatelessReader
	attribute_values	Set of attribute values required by the StatelessReader and all the super classes.

#### 8.4.10.2.1 new

This operation creates a new RTPS *StatelessReader*. The initialization is performed as on the RTPS *Reader* super class (8.4.10.1.2).

### 8.4.10.3 RTPS StatefulReader

Specialization of RTPS *Reader*. The RTPS *StatefulReader* keeps state on each matched RTPS *Writer*. The state kept on each writer is maintained in the RTPS *WriterProxy* class.

Table 8.70 - RTPS StatefulReader Attributes

Deleted: 7066

RTPS StatefulReader: RTPS Reader			
attribute	type	meaning	relation to DDS
matched_writers	WriteProxy[*]	Used to maintain state on the remote Writers matched up with the Reader.	N/A

The virtual machine interacts with the *StatefulReader* using the operations in [Table 8.71](#).

Deleted: Table 8.71Table 8.67

Table 8.71 - StatefulReader Operations

Deleted: 7167

StatefulReader operations		
<i>operation name</i>	<i>parameter list</i>	<i>parameter type</i>
new	<return value>	StatefulReader
	attribute_values	Set of attribute values required by the StatefulReader and all the super classes.
matched_writer_add	<return value>	void
	a_writer_proxy	WriterProxy

Deleted: 2.3

matched_writer_remove	<return value>	void
	a_writer_proxy	WriterProxy
matched_writer_lookup	<return value>	WriterProxy
	a_writer_guid	GUID_t

#### 8.4.10.3.1 new

This operation creates a new RTPS *StatefulReader*. The newly-created stateful reader 'this' is initialized as follows:

```
this.attributes := <as specified in the constructor>;
this.matched_writers := <empty>;
```

#### 8.4.10.3.2 matched\_writer\_add

This operation adds the *WriterProxy* *a\_writer\_proxy* to the *StatefulReader::matched\_writers*.

```
ADD a_writer_proxy TO {this.matched_writers};
```

#### 8.4.10.3.3 matched\_writer\_remove

This operation removes the *WriterProxy* *a\_writer\_proxy* from the set *StatefulReader::matched\_writers*.

```
REMOVE a_writer_proxy FROM {this.matched_writers};
delete a_writer_proxy;
```

#### 8.4.10.3.4 matched\_writer\_lookup

This operation finds the *WriterProxy* with *GUID\_t a\_writer\_guid* from the set *StatefulReader::matched\_writers*.

```
FIND proxy IN this.matched_writers
    SUCH-THAT (proxy.remoteWriterGuid == a_writer_guid);
return proxy;
```

#### 8.4.10.4 RTPS WriterProxy

The RTPS *WriterProxy* represents the information an RTPS *StatefulReader* maintains on each matched RTPS *Writer*. The attributes of the RTPS *WriterProxy* are described in [Table 8.72](#).

The association is a consequence of the matching of the corresponding DDS Entities as defined by the DDS specification, that is the DDS *DataReader* matching a DDS *DataWriter* by Topic, having compatible QoS, belonging to a common partition, and not being explicitly ignored by the application that uses DDS.

Table 8.72 - RTPS *WriterProxy* Attributes

RTPS <i>WriterProxy</i>			
attribute	type	meaning	relation to DDS
remoteWriterGuid	GUID_t	Identifies the matched <i>Writer</i> .	N/A Configured by discovery
unicastLocatorList	Locator_t[*]	List of unicast (address, port) combinations that can be used to send messages to the matched <i>Writer</i> or <i>Writers</i> . The list may be empty.	N/A Configured by discovery

Deleted: Table 8.72Table 8.68

Formatted: Body Text Char

Deleted: 7268

Deleted: 2.3

multicastLocatorList	Locator_t[*]	List of multicast (address, port) combinations that can be used to send messages to the matched Writer or Writers. The list may be empty.	N/A Configured by discovery
dataMaxSizeSerialized	long	Optional attribute that indicates the maximum size of any <b>SerializedPayload</b> that may be sent by the matched Writer.	N/A Configured by discovery
changes_from_writer	CacheChange[*]	List of <b>CacheChange</b> changes received or expected from the matched RTPS <b>Writer</b> .	N/A Used to implement the behavior of the RTPS protocol
remoteGroupEntityId	EntityId_t	Identifies the group to which the matched Reader belongs	The EntityId of the Subscriber to which this DataReader belongs

The virtual machine interacts with the **WriterProxy** using the operations in [Table 8.73](#).

Deleted: Table 8.73Table 8.69

### DDSI RTP25-2 - Discriminating the reasons for a GAP

Table 8.73 - WriterProxy Operations

Deleted: 7369

WriterProxy operations		
operation name	parameter list	parameter type
new	<return value>	WriterProxy
	attribute_values	Set of attribute values required by the WriterProxy.
available_changes_max	<return value>	SequenceNumber_t
<u>non available change set</u>	<return value>	void
	<u>a_seq_num_seq</u>	SequenceNumber_t[]
	<u>filteredCount</u>	<u>ChangeCount_t</u>
lost_changes_update	<return value>	void
	first_available_seq_num	SequenceNumber_t
	<u>changes_removed</u>	<u>boolean</u>
missing_changes	<return value>	SequenceNumber_t[]
missing_changes_update	<return value>	void
	last_available_seq_num	SequenceNumber_t
received_change_set	<return value>	void
	a_seq_num	SequenceNumber_t

Deleted: irrelevant

Deleted: 2.3

#### 8.4.10.4.1 new

This operation creates a new RTPS *WriterProxy*.

The newly-created writer proxy 'this' is initialized as follows:

```
this.attributes := <as specified in the constructor>;  
this.changes_from_writer := <all past and future samples from the writer>;
```

#### DDSI RTPS 2.5-2 - Discriminating the reasons for a GAP

The *changes\_from\_writer* of the newly-created *WriterProxy* is initialized to contain all past and future samples from the *Writer* represented by the *WriterProxy*. This is a conceptual representation only, used to describe the Stateful Reference Implementation. The *ChangeFromWriter* status of each *CacheChange* in *changes\_from\_writer* is initialized to UNKNOWN, indicating the StatefulReader initially does not know whether any of these changes actually already exist. As discussed in 8.4.12.3, the status will change to MISSING, RECEIVED, NOT\_AVAILABLE (NA\_UNSPECIFIED, NA\_FILTERED, or NA\_REMOVED) as the StatefulReader is informed about their existence via a HEARTBEAT message, receives the actual changes via DATA or DATA\_FRAG messages, or it is informed that the change is not available to the Reader and will not be delivered via a GAP or HEARTBEAT message.

Deleted: MISSING

Deleted: or is informed about their existence via a

#### 8.4.10.4.2 available\_changes\_max

This operation returns the maximum *SequenceNumber\_t* among the *changes\_from\_writer* changes in the RTPS *WriterProxy* that are available for access by the DDS DataReader.

The condition to make any *CacheChange* 'a\_change' available for 'access' by the DDS DataReader is that there are no changes from the RTPS *Writer* with *SequenceNumber\_t* smaller than or equal to a\_change.sequenceNumber that have status MISSING or UNKNOWN. In other words, the available\_changes\_max and all previous changes are either RECEIVED or NOT\_AVAILABLE.

Deleted: LOST

Logical action in the virtual machine:

```
seq_num := MAX { change.sequenceNumber SUCH-THAT  
  ( change IN this.changes_from_writer  
    AND ( change.status == RECEIVED  
          OR change.status == NOT_AVAILABLE ) );  
return seq_num;
```

Deleted: LOST

#### 8.4.10.4.3 not\_available\_change\_set

#### DDSI RTPS 2.5-2 - Discriminating the reasons for a GAP

This operation modifies the status of a *ChangeFromWriter* to indicate that the *CacheChange* with the *SequenceNumber\_t* 'a\_seq\_num' is not available to the RTPS Reader.

Deleted: irrelevant

The *filteredCount* parameter indicates the number of changes in the set that are still in the *Writer* cache but have been filtered for this *Reader*. The other changes are no longer present in the *Writer* cache so they should be considered as removed.

This operation may provide bulk notification on a set of changes, identified by their sequence numbers. In this case it may not be possible to determine whether a specific change was filtered or removed. That will happen if value of the *filteredCount* does not equal zero or the total number of changes in the set. If it is not possible to determine whether a change was filtered or removed, then the change status should be set to NA\_UNSPECIFIED. Otherwise it should be set to NA\_FILTERED or NA\_REMOVED, as appropriate.

Deleted: irrelevant

Logical action in the virtual machine:

```
FOREACH change FROM this.changes_from_writer SUCH-THAT  
  (change.sequenceNumber IN a_seq_num set);  
  IF ( filteredCount == COUNT(this, a_seq_num set) ) THEN  
    change.status := NA_FILTERED;  
  ELSE IF ( filteredCount == 0 )
```

Deleted: FIND

Deleted: ==

Deleted: change.status := RECEIVED;

Deleted: change.is\_relevant := FALSE

Deleted: 2.3



```

change.status := NA REMOVED;
ELSE
change.status := NA UNSPECIFIED;

```

#### 8.4.10.4.4 lost\_changes\_update

##### [DDSIRTP25-2 - Discriminating the reasons for a GAP]

This operation modifies the status stored in *ChangeFromWriter* for any changes in the *WriterProxy* whose status is MISSING or UNKNOWN and have sequence numbers lower than 'first\_available\_seq\_num.' The status of those changes is modified to NA\_REMOVED or NA UNSPECIFIED, depending on the value of the parameter 'changes\_removed'. If 'changes\_removed' is true, it indicates that the changes are no longer available in the *WriterHistoryCache* of the RTPS *Writer* represented by the RTPS *WriterProxy*.

Deleted:  
Deleted: LOST  
Deleted: indicating

Logical action in the virtual machine:

```

FOREACH change IN this.changes_from_writer
  SUCH-THAT ( change.status == UNKNOWN OR change.status == MISSING
    AND seq_num < first_available_seq_num ) DO {
    change.status := NA_REMOVED;
  }

```

Deleted: LOST

#### 8.4.10.4.5 missing\_changes

This operation returns the subset of changes for the *WriterProxy* that have status 'MISSING.' The changes with status 'MISSING' represent the set of changes available in the *HistoryCache* of the RTPS *Writer* represented by the RTPS *WriterProxy* that have not been received by the RTPS *Reader*.

```

return { change IN this.changes_from_writer
  SUCH-THAT change.status == MISSING};

```

#### 8.4.10.4.6 missing\_changes\_update

This operation modifies the status stored in *ChangeFromWriter* for any changes in the *WriterProxy* whose status is UNKNOWN and have sequence numbers smaller or equal to 'last\_available\_seq\_num.' The status of those changes is modified from UNKNOWN to MISSING indicating that the changes are available at the *WriterHistoryCache* of the RTPS *Writer* represented by the RTPS *WriterProxy* but have not been received by the RTPS *Reader*.

Logical action in the virtual machine:

```

FOREACH change IN this.changes_from_writer
  SUCH-THAT ( change.status == UNKNOWN
    AND seq_num <= last_available_seq_num ) DO {
    change.status := MISSING;
  }

```

#### 8.4.10.4.7 received\_change\_set

This operation modifies the status of the *ChangeFromWriter* that refers to the *CacheChange* with the *SequenceNumber\_t* 'a\_seq\_num.' The status of the change is set to 'RECEIVED,' indicating it has been received. Logical action in the virtual machine:

```

FIND change FROM this.changes_from_writer
  SUCH-THAT change.sequenceNumber == a_seq_num;
change.status := RECEIVED

```

#### 8.4.10.5 RTPS ChangeFromWriter

The RTPS *ChangeFromWriter* is an association class that maintains information of a *CacheChange* in the RTPS *Reader HistoryCache* as it pertains to the RTPS *Writer* represented by the *WriterProxy*.

Deleted: 2.3

The attributes of the RTPS *ChangeFromWriter* are described in [Table 8.74](#).

Deleted: Table 8.74Table 8.70

**[DDSIRTP25-2 - Discriminating the reasons for a GAP]**

Table 8.74 - RTPS ChangeFromWriter Attributes

Deleted: 7470

RTPS ReaderProxy			
attribute	type	meaning	relation to DDS
status	ChangeFromWriter StatusKind	Indicates the status of a CacheChange relative to the RTPS Writer represented by the WriterProxy.	N/A. Used by the protocol.
is_relevant	bool	Indicates whether the change is relevant to the RTPS Reader.	The determination of relevant changes is affected by DDS DataReader TIME_BASED_FILTER QoS and also by the use of DDS ContentFilteredTopics.

Deleted: ir

The type *ChangeFromWriter StatusKind* is an enumeration that can take the following values:

- **UNKNOWN.** This means that the *Reader* has not received the change and it is not known if the change is in the *WriterCache*. It may be not have been written yet (i.e. is a change potentially in the future), it may be in the *WriterCache*, or it may have been written and removed from the *WriterCache*.
- **MISSING.** This means that the *Reader* has been informed that the *Writer* has potentially this change in its *WriterCache* so the *Reader* can request it.
- **RECEIVED.** This means that the *Reader* has received the change via *DATA* or *DATA\_FRAG* messages.
- **NOT\_AVAILABLE.** This means that the *Reader* has been informed that the change will not be sent by the *Writer*. There are three possible sub-statuses:
  - **NA\_FILTERED.** This the change is in the *WriterCache* but it will not be sent to the *Reader* because the *Writer* has filtered it for the *Reader*.
  - **NA\_REMOVED.** This means the change was at some point in the *WriterCache* but it is no longer there and therefore it will not be delivered to the *Reader*.
  - **NA\_UNSPECIFIED.** This means that the *Writer* did not provide enough information for the *Reader* to determine the reason why the change is not available to the *Reader*.

**8.4.11 RTPS StatelessReader Behavior**

**8.4.11.1 Best-Effort StatelessReader Behavior**

The behavior of the Best-Effort RTPS *StatelessReader* is independent of any writers and is described in Figure 8.22.

Deleted: 2.3

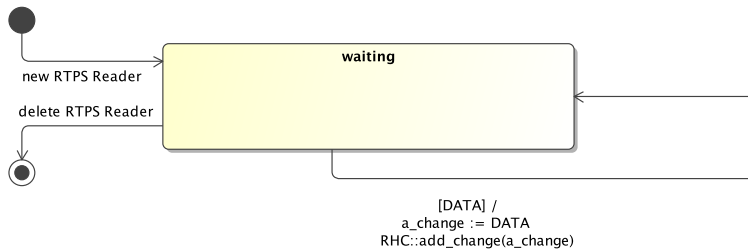


Figure 8.22 - Behavior of the Best-Effort StatelessReader

The state-machine transitions are listed in [Table 8.75](#).

Table 8.75 - Transitions for Best-effort StatelessReader behavior

Transition	state	event	next state
T1	initial	RTPS Reader is created	waiting
T2	waiting	DATA message is received	waiting
T3	waiting	RTPS Reader is deleted	final

#### 8.4.11.1.1 Transition T1

This transition is triggered by the creation of an RTPS *StatelessReader* 'the\_rtps\_reader.' This is the result of the creation of a DDS DataReader as described in [8.2.10](#).

The transition performs no logical actions in the virtual machine.

#### 8.4.11.1.2 Transition T2

This transition is triggered by the reception of a DATA message by the RTPS *Reader* 'the\_rtps\_reader.' The DATA message contains the change 'a\_change.' The representation is described in [8.3.8.2](#).

The stateless nature of the *StatelessReader* prevents it from maintaining the information required to determine the highest sequence number received so far from the originating RTPS *Writer*. The consequence is that in those cases the corresponding DDS DataReader may be presented duplicate or out-of order changes. Note that if the DDS DataReader is configured to order data by 'source timestamp,' any available data will still be presented in-order when accessing the data through the DDS DataReader.

As mentioned in 8.4.3, actual stateless implementations may try to avoid this limitation and maintain this information in non-permanent fashion (using for example a cache that expires information after a certain time) to approximate, to the extent possible, the behavior that would result if the state were maintained.

The transition performs the following logical actions in the virtual machine:

```

a_change := new CacheChange (DATA);
the_rtps_reader.reader_cache.add_change(a_change);
  
```

#### 8.4.11.1.3 Transition T3

This transition is triggered by the destruction of an RTPS *Reader* 'the\_rtps\_reader.' This is the result of the destruction of a DDS DataReader as described in [8.2.10](#).

The transition performs no logical actions in the virtual machine.

Deleted: Table 8.75Table 8.71

Deleted: 7571

Deleted: 8.2.108.2.9

Deleted: 8.3.8.28.3.7.2

Deleted: 8.2.108.2.9

Deleted: 2.3

### 8.4.11.2 Reliable StatelessReader Behavior

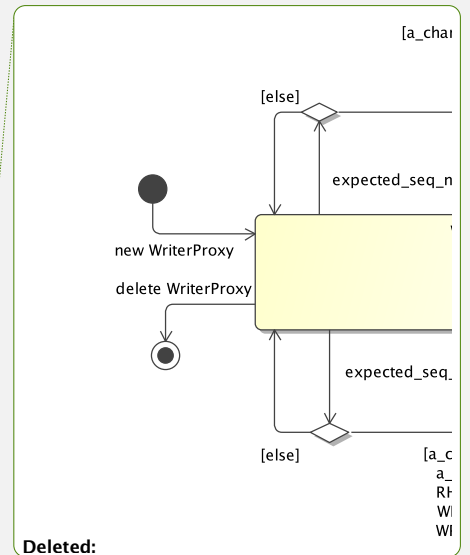
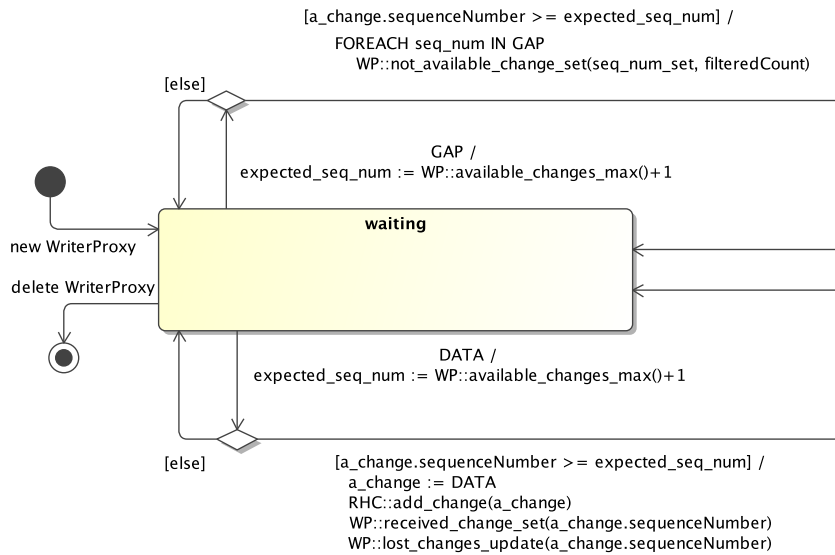
This combination is not supported by the RTPS protocol. In order to implement the reliable protocol, the RTPS *Reader* must keep some state on each matched RTPS *Writer*.

### 8.4.12 RTPS StatefulReader Behavior

#### 8.4.12.1 Best-Effort StatefulReader Behavior

The behavior of the Best-Effort RTPS *StatefulReader* with respect to each matched *Writer* is described in Figure 8.23.

#### [DDSIRTP25-2 - Discriminating the reasons for a GAP]



Deleted:

Figure 8.23 - Behavior of the Best-Effort StatefulReader with respect to each matched Writer

The state-machine transitions are listed in [Table 8.76](#).

Table 8.76 - Transitions for Best-Effort StatefulReader behavior with respect to each matched writer

Transition	state	event	next state
T1	initial	RTPS Reader is configured with a matched RTPS Writer	waiting
T2	waiting	DATA message is received from the matched Writer	waiting
T3	waiting	RTPS Reader is configured to no longer be matched with the RTPS Writer	final
T4	waiting	GAP message is received	waiting

Deleted: Table 8.76Table 8.72

Deleted: 7672

Deleted: 2.3

#### 8.4.12.1.1 Transition T1

This transition is triggered by the configuration of an RTPS *Reader* 'the\_rtps\_reader' with a matching RTPS *Writer*. This configuration is done by the Discovery protocol (8.5) as a consequence of the discovery of a DDS DataWriter that matches the DDS DataReader that is related to 'the\_rtps\_reader.'

The discovery protocol supplies the values for the *WriterProxy* constructor parameters. The transition performs the following logical actions in the virtual machine:

```
a_writer_proxy := new WriterProxy(remoteWriterGuid,
    remoteGroupEntityId, unicastLocatorList,
    multicastLocatorList);
the_rtps_reader.matched_writer_add(a_writer_proxy);
```

The *WriterProxy* is initialized with all past and future samples from the *Writer* as discussed in 8.4.10.4.

#### 8.4.12.1.2 Transition T2

This transition is triggered by the reception of a DATA message by the RTPS *Reader* 'the\_rtps\_reader.' The DATA message contains the change 'a\_change.' The representation is described in [8.3.8.2](#).

The Best-Effort reader checks that the sequence number associated with the change is strictly greater than the highest sequence number of all changes received in the past from this RTPS *Writer* (WP::available\_changes\_max()). If this check fails, the RTPS *Reader* discards the change. This ensures that there are no duplicate changes and no out-of-order changes.

The transition performs the following logical actions in the virtual machine:

```
a_change := new CacheChange(DATA);
writer_guid := {Receiver.SourceGuidPrefix, DATA.writerId};
writer_proxy := the_rtps_reader.matched_writer_lookup(writer_guid);
expected_seq_num := writer_proxy.available_changes_max() + 1;

if ( a_change.sequenceNumber >= expected_seq_num ) {
    the_rtps_reader.reader_cache.add_change(a_change);
    writer_proxy.received_change_set(a_change.sequenceNumber);

    if ( a_change.sequenceNumber > expected_seq_num ) {
        writer_proxy.lost_changes_update(a_change.sequenceNumber, false);
    }
}
```

After the transition the following post-conditions hold:

```
writer_proxy.available_changes_max() >= a_change.sequenceNumber
```

#### 8.4.12.1.3 Transition T3

This transition is triggered by the configuration of an RTPS *Reader* 'the\_rtps\_reader' to no longer be matched with the RTPS *Writer* represented by the *WriterProxy* 'the\_writer\_proxy.' This configuration is done by the Discovery protocol (8.5) as a consequence of breaking a pre-existing match of a DDS DataWriter with the DDS DataReader related to 'the\_rtps\_reader.'

The transition performs the following logical actions in the virtual machine:

```
the_rtps_reader.matched_writer_remove(the_writer_proxy);
delete the_writer_proxy;
```

#### 8.4.12.1.4 Transition T4

This transition is triggered by reception of a GAP message destined to the RTPS *StatefulReader* 'the\_reader' originating from the RTPS *Writer* represented by the *WriterProxy* 'the\_writer\_proxy'.

[\[DDSIRTP25-2 - Discriminating the reasons for a GAP\]](#)

Deleted: 8.3.8.28.3.7.2

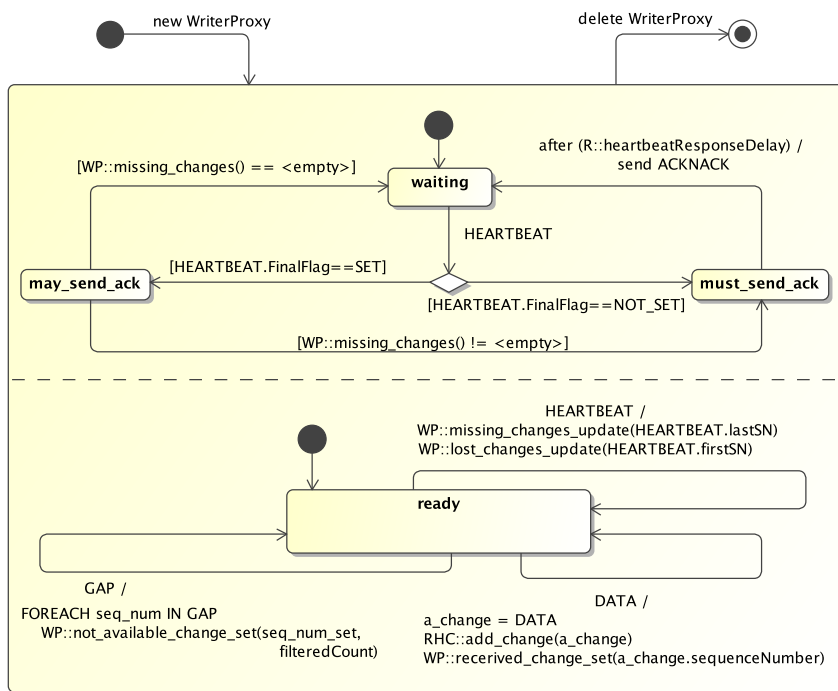
Deleted: 2.3

The transition performs the following logical actions in the virtual machine:  
`the writer_proxy.not available change set(GAP. sequence number set, GAP.filteredCount);`

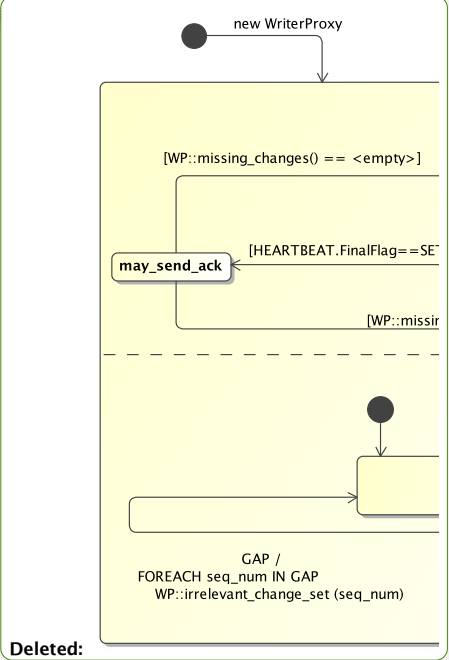
### 8.4.12.2 Reliable StatefulReader Behavior

The behavior of the Reliable RTPS *StatefulReader* with respect to each matched RTPS *Writer* is described in Figure 8.24.

#### DDSIRTP25-2 - Discriminating the reasons for a GAP



```
Deleted: FOREACH seq_num IN
[GAP.gapStart, GAP.gapList.base-1] DO {
the_writer_proxy.irrelevant_change_set(s
eq_num);
}
FOREACH seq_num IN GAP.gapList DO {
the_writer_proxy.irrelevant_change_set(s
eq_num);
}
```



Deleted:

Figure 8.24 - Behavior of the Reliable StatefulReader with respect to each matched Writer

The state-machine transitions are listed in [Table 8.77](#).

Table 8.77- Transitions for Reliable reader behavior with respect to a matched writer

Transition	state	event	next state
T1	initial1	RTPS Reader is configured with a matched RTPS Writer.	waiting

Deleted: Table 8.77Table 8.73

Deleted: 7773

Deleted: 2.3

T2	waiting	HEARTBEAT message is received.	if (HB.FinalFlag == NOT_SET) then must_send_ack else if (HB.LivelinessFlag == NOT_SET) then may_send_ack else waiting
T3	may_send_ack	GuardCondition: WP::missing_changes() == <empty>	waiting
T4	may_send_ack	GuardCondition: WP::missing_changes() != <empty>	must_send_ack
T5	must_send_ack	after(R::heartbeatResponseDelay)	waiting
T6	initial2	RTPS Reader is configured with a matched RTPS Writer.	ready
T7	ready	HEARTBEAT message is received.	ready
T8	ready	DATA message is received.	ready
T9	ready	GAP message is received.	ready
T10	any state	RTPS Reader is configured to no longer be matched with the RTPS Writer.	final

#### 8.4.12.2.1 Transition T1

This transition is triggered by the configuration of an RTPS Reliable *StatefulReader* 'the\_rtps\_reader' with a matching RTPS *Writer*. This configuration is done by the Discovery protocol (8.5) as a consequence of the discovery of a DDS DataWriter that matches the DDS DataReader that is related to 'the\_rtps\_reader.'

The discovery protocol supplies the values for the *WriterProxy* constructor parameters. The transition performs the following logical actions in the virtual machine:

```
a_writer_proxy := new WriterProxy(remoteWriterGuid,
    remoteGroupEntityId, unicastLocatorList,
    multicastLocatorList);
the_rtps_reader.matched_writer_add(a_writer_proxy);
```

The *WriterProxy* is initialized with all past and future samples from the *Writer* as discussed in 8.4.10.4.

#### 8.4.12.2.2 Transition T2

This transition is triggered by the reception of a HEARTBEAT message destined to the RTPS *StatefulReader* 'the\_reader' originating from the RTPS *Writer* represented by the *WriterProxy* 'the\_writer\_proxy.'

The transition performs no logical actions in the virtual machine. Note however that the reception of a HEARTBEAT message causes the concurrent transition T7 (8.4.12.2.7), which performs logical actions.

#### 8.4.12.2.3 Transition T3

This transition is triggered by the guard condition [W::missing\_changes() == <empty>] indicating that all changes known to be in the *HistoryCache* of the RTPS *Writer* represented by the *WriterProxy* have been received by the RTPS *Reader*.

The transition performs no logical actions in the virtual machine.

Deleted: 2.3

#### 8.4.12.2.4 Transition T4

This transition is triggered by the guard condition [W::missing\_changes() != <empty>] indicating that there are some changes known to be in the *HistoryCache* of the RTPS *Writer* represented by the *WriterProxy*, which have not been received by the RTPS *Reader*.

The transition performs no logical actions in the virtual machine.

#### 8.4.12.2.5 Transition T5

This transition is triggered by the firing of a timer indicating that the duration of R::heartbeatResponseDelay has elapsed since the state `must_send_ack` was entered.

The transition performs the following logical actions for the *WriterProxy* 'the\_writer\_proxy' in the virtual machine:

```
missing_seq_num_set.base := the_writer_proxy.available_changes_max() + 1;
missing_seq_num_set.set := <empty>;
FOREACH change IN the_writer_proxy.missing_changes() DO
    ADD change.sequenceNumber TO missing_seq_num_set.set;
send ACKNACK(missing_seq_num_set);
```

#### DDSI RTPS-2 - Discriminating the reasons for a GAP

The above logical action does not express the fact that the PSM mapping of the ACKNACK message will be limited in its capacity to contain sequence numbers. In the case where the ACKNACK message cannot accommodate the complete list of missing sequence numbers it should be constructed such that it contains the subset with smallest value of the sequence number.

Deleted: smaller

#### 8.4.12.2.6 Transition T6

Similar to T1 (8.4.12.2.1), this transition is triggered by the configuration of an RTPS Reliable *StatefulReader* 'the\_rtps\_reader' with a matching RTPS *Writer*.

The transition performs no logical actions in the virtual machine.

#### 8.4.12.2.7 Transition T7

This transition is triggered by the reception of a HEARTBEAT message destined to the RTPS *StatefulReader* 'the\_reader' originating from the RTPS *Writer* represented by the *WriterProxy* 'the\_writer\_proxy.'

#### DDSI RTPS-2 - Discriminating the reasons for a GAP

The firstSN in the HEARTBEAT message indicates the lowest sequence number in the Writer cache. For this reason, the call to lost\_changes\_updates sets the parameter removed\_samples to 'true'.

The transition performs the following logical actions in the virtual machine:

```
the_writer_proxy.missing_changes_update(HEARTBEAT.lastSN);
the_writer_proxy.lost_changes_update(HEARTBEAT.firstSN, true);
```

#### 8.4.12.2.8 Transition T8

This transition is triggered by the reception of a DATA message destined to the RTPS *StatefulReader* 'the\_reader' originating from the RTPS *Writer* represented by the *WriterProxy* 'the\_writer\_proxy.'

The transition performs the following logical actions in the virtual machine:

```
a_change := new CacheChange(DATA);
the_reader.reader_cache.add_change(a_change);
the_writer_proxy.received_change_set(a_change.sequenceNumber);
```

Any filtering is done when accessing the data using the DDS DataReader read or take operations, as described in 8.2.10.

Deleted: 8.2.108.2.9

Deleted: 2.3



### 8.4.12.2.9 Transition T9

This transition is triggered by the reception of a GAP message destined to the RTPS *StatefulReader* 'the\_reader' originating from the RTPS *Writer* represented by the *WriterProxy* 'the\_writer\_proxy.'

#### DDSI RTP25-2 - Discriminating the reasons for a GAP

The transition performs the following logical actions in the virtual machine:

```
the_writer_proxy.not_available_change_set(GAP.sequence_number_set,
                                         GAP.filteredCount);
```

### 8.4.12.2.10 Transition T10

This transition is triggered by the configuration of an RTPS *Reader* 'the\_rtps\_reader' to no longer be matched with the RTPS *Writer* represented by the *WriterProxy* 'the\_writer\_proxy.' This configuration is done by the Discovery protocol (8.5) as a consequence of breaking a pre-existing match of a DDS DataWriter with the DDS DataReader related to 'the\_rtps\_reader.'

The transition performs the following logical actions in the virtual machine:

```
the_rtps_reader.matched_writer_remove(the_writer_proxy);
delete the_writer_proxy;
```

### 8.4.12.3 ChangeFromWriter illustrated

The *ChangeFromWriter* keeps track of the communication status (attribute *status*) and relevance (attribute *is\_relevant*) of each *CacheChange* with respect to a specific remote RTPS *Writer*.

The behavior of the RTPS *StatefulReader* described in Figure 8.24 modifies each *ChangeFromWriter* as a side-effect of the operation of the protocol. To further define the protocol, it is illustrative to examine the State Machine representing the value of the *status* attribute for any given *ChangeFromWriter*. This is shown in Figure 8.25 for a Reliable *StatefulReader*. A Best-Effort *StatefulReader* uses only a subset of the state-diagram.

#### DDSI RTP25-2 - Discriminating the reasons for a GAP

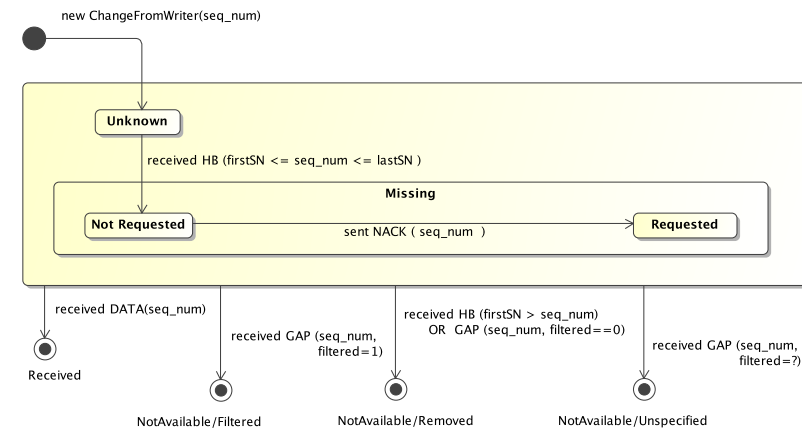
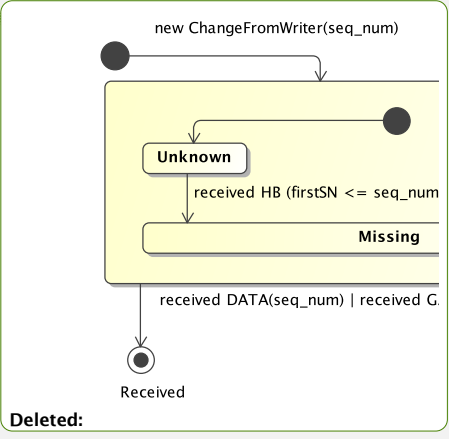


Figure 8.25 - Changes in the value of the status attribute of each *ChangeFromWriter*

#### DDSI RTP25-2 - Discriminating the reasons for a GAP

```
Deleted: FOREACH seq_num IN
[GAP.gapStart, GAP.gapList.base-1] DO {
the_writer_proxy.irrelevant_change_set (
seq_num);
}
FOREACH seq_num IN GAP.gapList DO {
the_writer_proxy.irrelevant_change_set (
seq_num);
}
```



Deleted:

Deleted: 2.3

The states have the following meanings:

- <Unknown>: A *CacheChange* with *SequenceNumber\_t* seq\_num may or may not be available yet at the RTPS *Writer*.
- <Missing>: The *CacheChange* with *SequenceNumber\_t* seq\_num is available in the RTPS *Writer* and has not been received yet by the RTPS *Reader*.
- <NotRequested>: The *CacheChange* with *SequenceNumber\_t* seq\_num has not been requested from the RTPS *Writer*, no response is expected.
- <Requested>: The *CacheChange* with *SequenceNumber\_t* seq\_num was requested from the RTPS *Writer*, a response might be pending or underway.
- <Received>: The *CacheChange* with *SequenceNumber\_t* seq\_num was received: as a DATA.
- <NotAvailable>: The *CacheChange* with *SequenceNumber\_t* seq\_num is no longer available at the RTPS *Writer*. It will not be received. The *Reader* has received this information via a HEARTBEAT or a GAP without an indication that the change was filtered. There are 3 substates:
  - <Filtered>: The *CacheChange* with *SequenceNumber\_t* seq\_num was received as a GAP with an indication that that change was filtered by the *Writer* for this reader.
  - <Removed>: The *CacheChange* with *SequenceNumber\_t* seq\_num was received as a GAP with an indication that that change was not filtered by the *Writer*. Or it was received as a HEARTBEAT and the *Reader* is reliable.
  - <Unspecified>: The *CacheChange* with *SequenceNumber\_t* seq\_num was received as a GAP with not enough information to determine whether it was filtered or not.

Deleted: <#>

Deleted: <#> if the seq\_num is relevant to the RTPS *Reader* or as a GAP if the seq\_num is irrelevant.

Deleted: <#>Lost

The following describes the main events that trigger transitions in the State Machine. Note that this state-machine just keeps track of the 'status' attribute of a particular *ChangeForReader* and does not perform any specific actions nor send any messages.

#### DDSI RTPS-2 - Discriminating the reasons for a GAP

- new *ChangeFromWriter*(seq\_num): The *WriterProxy* has created a *ChangeFromWriter* association class to track the state of a *CacheChange* with *SequenceNumber\_t* seq\_num.
- received HB(firstSN <= seq\_num <= lastSN): The *Reader* has received a HEARTBEAT with HEARTBEAT.firstSN <= seq\_num <= HEARTBEAT.lastSN, indicating a *CacheChange* with that sequence number is available from the RTPS *Writer*.
- sent NACK(seq\_num) : The *Reader* has sent an ACKNACK message containing the seq\_num inside the ACKNACK.readerSNState, indicating the RTPS *Reader* has not received the *CacheChange* and is requesting it is sent again.
- received GAP(seq\_num) : The *Reader* has received a GAP message where seq\_num is inside GAP.gapList, which means that the seq\_num will not be sent to the RTPS *Reader*.
- The GAP may contain an indication that the cache change is still available in the *Writer* but was filtered for the *Reader*.
- received DATA(seq\_num) : The *Reader* has received a DATA message with DATA.sequenceNumber == seq\_num.
- received HB(firstSN > seq\_num) : The *Reader* has received a HEARTBEAT with HEARTBEAT.firstSN > seq\_num, indicating the *CacheChange* with that sequence number is no longer present in the RTPS *Writer* cache.

Deleted: is irrelevant

Deleted: available

Deleted: from the

Deleted: .

#### 8.4.13 Writer Liveliness Protocol

The DDS specification requires the presence of a liveliness mechanism. RTPS realizes this requirement with the *Writer* Liveliness Protocol. The *Writer* Liveliness Protocol defines the required information exchange between two *Participants* in order to assert the liveliness of *Writers* contained by the *Participants*.

All implementations must support the *Writer* Liveliness Protocol in order to be interoperable.

Deleted: 2.3

#### 8.4.13.1 General Approach

The *Writer* Liveliness Protocol uses pre-defined built-in Endpoints. The use of built-in Endpoints means that once a *Participant* knows of the presence of another *Participant*, it can assume the presence of the built-in Endpoints made available by the remote *Participant* and establish the association with the locally matching built-in Endpoints.

The protocol used to communicate between built-in Endpoints is the same as used for application-defined Endpoints.

#### 8.4.13.2 Built-in Endpoints Required by the Writer Liveliness Protocol

The built-in Endpoints required by the *Writer* Liveliness Protocol are the *BuiltinParticipantMessageWriter* and *BuiltinParticipantMessageReader*. The names of these Endpoints reflect the fact that they are general-purpose. These Endpoints are used for liveliness but can be used for other data in the future.

The RTPS Protocol reserves the following values of the *EntityId\_t* for these built-in Endpoints:

```
ENTITYID_P2P_BUILTIN_PARTICIPANT_MESSAGE_WRITER
ENTITYID_P2P_BUILTIN_PARTICIPANT_MESSAGE_READER
```

The actual value for each of these *EntityId\_t* instances is defined by each PSM.

#### 8.4.13.3 BuiltinParticipantMessageWriter and BuiltinParticipantMessageReader QoS

For interoperability, both the *BuiltinParticipantMessageWriter* and *BuiltinParticipantMessageReader* shall use the following QoS values:

- durability.kind = TRANSIENT\_LOCAL\_DURABILITY
- history.kind = KEEP\_LAST\_HISTORY\_QOS
- history.depth = 1

The *BuiltinParticipantMessageWriter* shall use reliability.kind = RELIABLE\_RELIABILITY\_QOS.

The *BuiltinParticipantMessageReader* may be configured to use either RELIABLE\_RELIABILITY\_QOS or BEST\_EFFORT\_RELIABILITY\_QOS. If the *BuiltinParticipantMessageReader* is configured to use BEST\_EFFORT\_RELIABILITY\_QOS then the BEST\_EFFORT\_PARTICIPANT\_MESSAGE\_DATA\_READER flag in ParticipantProxy::builtinEndpointQos shall be set.

If the ParticipantProxy::builtinEndpointQos is included in the SPDPdiscoveredParticipantData, then the *BuiltinParticipantMessageWriter* shall treat the *BuiltinParticipantMessageReader* as indicated by the flags. If the ParticipantProxy::builtinEndpointQos is not included then the *BuiltinParticipantMessageWriter* shall treat the *BuiltinParticipantMessageReader* as if it is configured with RELIABLE\_RELIABILITY\_QOS.

#### 8.4.13.4 Data Types Associated with Built-in Endpoints used by Writer Liveliness Protocol

Each RTPS *Endpoint* has a *HistoryCache* that stores changes to the data-objects associated with the *Endpoint*. This is also true for the RTPS built-in *Endpoints*. Therefore, each RTPS built-in *Endpoint* depends on some *DataType* that represents the logical contents of the data written into its *HistoryCache*.

Figure 8.26 defines the *ParticipantMessageData* datatype associated with the RTPS built-in Endpoint for the DCPSParticipantMessage Topic.

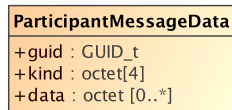


Figure 8.26 - Participant Message Data

Deleted: 2.3

#### 8.4.13.5 Implementing Writer Liveliness Protocol Using the BuiltinParticipantMessageWriter and Builtin- ParticipantMessageReader

The liveliness of a subset of *Writers* belonging to a *Participant* is asserted by writing a sample to the *BuiltinParticipantMessageWriter*. If the *Participant* contains one or more *Writers* with a liveliness of AUTOMATIC\_LIVELINESS\_QOS, then one sample is written at a rate faster than the smallest lease duration among the *Writers* sharing this QoS. Similarly, a separate sample is written if the *Participant* contains one or more *Writers* with a liveliness of MANUAL\_BY\_PARTICIPANT\_LIVELINESS\_QOS at a rate faster than the smallest lease duration among these *Writers*. The two instances are orthogonal in purpose so that if a *Participant* contains *Writers* of each of the two liveliness kinds described, two separate instances must be periodically written. The instances are distinguished using their DDS key, which is comprised of the *participantGuidPrefix* and *kind* fields. Each of the two types of liveliness QoS handled through this protocol will result in a unique *kind* field and therefore form two distinct instances in the *HistoryCache*.

In both liveliness cases the *participantGuidPrefix* field contains the *GuidPrefix\_t* of the *Participant* that is writing the data (and therefore asserting the liveliness of its *Writers*).

The DDS liveliness kind MANUAL\_BY\_TOPIC\_LIVELINESS\_QOS is not implemented using the *BuiltinParticipantMessageWriter* and *BuiltinParticipantMessageReader*. It is discussed in 8.7.2.2.3.

#### 8.4.14 Optional Behavior

This sub clause describes optional features of the RTPS protocol. Optional features may not be supported by all RTPS implementations. An optional feature does not affect basic interoperability, but is only available if all implementations involved support it.

##### 8.4.14.1 Large Data

As described in 7.6, RTPS poses very few requirements on the underlying transport. It is sufficient that the transport offers a connectionless service capable of sending packets best-effort.

That said, a transport may impose its own limitations. For example, it may limit the maximum packet size (e.g., 64K for UDP) and hence the maximum RTPS Submessage size. This mainly affects the **Data** Submessage, as it limits the maximum size of the *serializedData* or also, the maximum serialized size of the data type used.

In order to address this limitation, 8.3.8 introduces the following Submessages to enable fragmenting large data:

- DataFrag
- HeartbeatFrag
- NackFrag

The following sub clauses list the corresponding behavior required for interoperability.

##### 8.4.14.1.1 How to select the fragment size

The fragment size is determined by the *Writer* and must meet the following requirements:

- All transports available to the *Writer* must be able to accommodate **DataFrag** Submessages containing at least one fragment. This means the transport with the smallest maximum message size determines the fragment size.
- The fragment size must be fixed for a given *Writer* and is identical for all remote *Readers*. By fixing the fragment size, the data a fragment number refers to does not depend on a particular remote *Reader*. This simplifies processing negative acknowledgements (**NackFrag**) from a *Reader*.
- The fragment size must satisfy: fragment size <= 65536 bytes.

Note the fragment size is determined by all transports available to the *Writer*, not simply the subset of transports required to reach all currently known *Readers*. This ensures newly discovered *Readers*, regardless of the

Deleted: 8.3.88.3.7

Deleted: 2.3

transport they can be reached on, can be accommodated without having to change the fragment size, which would violate the above requirements.

#### 8.4.14.1.2 How to send fragments

If fragmentation is required, a **Data** Submessage is replaced by a sequence of **DataFrag** Submessages. The protocol behavior for sending **DataFrag** Submessages matches that for sending regular **Data** Submessages with the following additional requirements:

- **DataFrag** Submessages are sent in order, where ordering is defined by increasing fragment numbers. Note this does not guarantee in order arrival.
- Data must only be fragmented if required. If multiple transports are available to the *Writer* and some transports do not require fragmentation, a regular **Data** Submessage must be sent on those transports instead. Likewise, for variable size data types, a regular **Data** Submessage must be used if fragmentation is not required for a particular sequence number.
- For a given sequence number, if in-line QoS parameters are used, they must be included with the first **DataFrag** Submessage (containing the fragment with fragment number equal to 1). They may also be included with subsequent **DataFrag** submessages for this sequence number, but this is not required.

If a transport can accommodate multiple fragments of the given fragment size, it is recommended that implementations concatenate as many fragments as possible into a single **DataFrag** message.

When sending multiple **DataFrag** messages, flow control may be required to avoid flooding the network. Possible approaches include a leaky bucket or token bucket flow control scheme. This is not part of the RTPS specification.

#### 8.4.14.1.3 How to re-assemble fragments

**DataFrag** Submessages contain all required information to re-assemble the serialized data. Once all fragments have been received, the same protocol behavior applies as for a regular **Data** Submessage.

Note that implementations must be able to handle out-of-order arrival of **DataFrag** submessages.

#### 8.4.14.1.4 Reliable Communication

The protocol behavior for reliably sending **DataFrag** Submessages matches that for sending regular **Data** Submessages with the following additional requirements:

- The semantics for a **Heartbeat** Submessage remains unchanged: A **Heartbeat** message must only include those sequence numbers for which *all* fragments are available.
- The semantics for an **AckNack** Submessage remain unchanged: an **AckNack** message must only positively acknowledge a sequence number when all fragments were received for that sequence number. Likewise, a sequence number must be negatively acknowledged only when all fragments are missing.
- In order to negatively acknowledge a subset of fragments for a given sequence number, a **NackFrag** Submessage must be used. When data is fragmented, a **Heartbeat** may trigger both **AckNack** and **NackFrag** Submessages.

Additional considerations:

- As mentioned above, a **Heartbeat** Submessage can only include a sequence number once all fragments for that sequence number are available. If a *Writer* wants to inform a *Reader* on the partial

Deleted: 2.3

availability of fragments for a given sequence number, a **HeartbeatFrag** Submessage can be used instead. Fragment level reliability may be helpful for very large data and when using flow control.

- A **NackFrag** Submessage can only be sent in response to a **Heartbeat** or **HeartbeatFrag** submessage.

### 8.4.15 Implementation Guidelines

The contents of this sub clause are not part of the formal specification of the protocol. The purpose of this sub clause is to provide guidelines for high-performance implementations of the protocol.

#### 8.4.15.1 Implementation of ReaderProxy and WriterProxy

The PIM models the *ReaderProxy* as maintaining an association with each *CacheChange* in the *Writer's HistoryCache*. This association is modeled as being mediated by the association class *ChangeForReader*. The direct implementation of this model would result in a lot of information being maintained for each *ReaderProxy*. In practice, what is required is that the *ReaderProxy* is able to implement the operations used by the protocol and this does not require the use of explicit associations.

For example, the operations `unsent_changes()` and `next_unsent_change()` can be implemented by having the *ReaderProxy* maintain a single sequence number '*highestSeqNumSent*.' The *highestSeqNumSent* would record the highest value of the sequence number of any *CacheChange* sent to the *ReaderProxy*. Using this the operation `unsent_changes()` could be implemented by looking up all changes in the *HistoryCache* and selecting the ones with *sequenceNumber* greater than *highestSeqNumSent*. The implementation of `next_unsent_change()` would also look at the *HistoryCache* and return the *CacheChange* that has the next-highest sequence number greater than *highestSeqNumSent*. These operations could be done efficiently if the *HistoryCache* maintains an index by *sequenceNumber*.

The same techniques can be used to implement `requested_changes()`, `requested_changes_set()`, and `next_requested_change()`. In this case, the implementation can maintain a sliding window of sequence numbers (which can be efficiently represented by a *SequenceNumber\_t lowestRequestedChange* and a fixed-length bitmap) to store whether a particular sequence number is currently requested. Requests that do not fit in the window can be ignored as they correspond to sequence numbers higher than the ones in the window and the reader can be relied on resending the request later if it is still missing the change.

Similar techniques can be used to implement `acked_changes_set()` and `unacked_changes()`.

#### 8.4.15.2 Efficient use of Gap and AckNack Submessages

Both **Gap** and **AckNack** Submessages are designed such that they can contain information about a set of sequence numbers. For simplicity, the virtual machine used in the protocol description did not always attempt to fully use these Submessages to store all the sequence numbers for which they would apply. The result would be that sometimes multiple **Gap** or **AckNack** messages would be sent when, a more efficient implementation, would have combined these Submessages into a single one. All these implementations are compliant with the protocol and interoperable. However, implementations that combine multiple **Gap** and **AckNack** Submessages and take advantage of the ability of these Submessages to contain a set of sequence number will be more efficient in both bandwidth and CPU usage.

#### 8.4.15.3 Coalescing multiple Data Submessages

The RTPS protocol allows multiple Submessages to be coalesced into a single RTPS message. This means that they will all share a single RTPS Header and be sent in a single 'network-transport transaction.' Most network-transports have a relatively-large fixed overhead compared with the extra cost of additional bytes in the message. Therefore, implementations that combine Submessages into a single RTPS message will in general make better utilization of CPU and bandwidth.

A particularly common case is the coalescing of multiple **Data** Submessages into a single RTPS message. The need for this can occur in a response to an **AckNack** requesting multiple changes or as a result of multiple

Deleted: 2.3

changes made on the writer side that have not yet been propagated to the reader. In all these cases, it is generally beneficial to coalesce the Submessages into fewer RTPS messages.

Note that the coalescing of **Data** Submessages is not restricted to Submessages originating from the same RTPS Writer. It is also possible to coalesce Submessages originating from multiple RTPS *Writer* entities. RTPS *Writer* entities that correspond to DDS DataWriter entities belonging to the same DDS Publisher are prime candidates for this.

#### 8.4.15.4 Piggybacking HeartBeat Submessages

The RTPS protocol allows Submessages of different kinds to be coalesced into a single RTPS message. A particularly useful case is the piggybacking of **HeartBeat** Submessages following **Data** Submessages. This allows the RTPS *Writer* to explicitly request an acknowledgment of the changes it sent without the additional traffic needed to send a separate **HeartBeat**.

#### 8.4.15.5 Sending to unknown readerId

As described in the Messages Module, it is possible to send RTPS Messages where the readerId is left unspecified (ENTITYID\_UNKNOWN). This is required when sending these Messages over Multicast, but also allows to send a single Message over unicast to reach multiple *Readers* within the same *Participant*. Implementations are encouraged to use this feature to minimize bandwidth usage.

#### 8.4.15.6 Reclaiming Finite Resources from Unresponsive Readers

An implementation likely has finite resources to work with. For a *Writer*, reclaiming queue resources should happen when all *Readers* have acknowledged a sample in the queue and resources limits dictate that the old sample entry is to be used for a new sample.

There may be scenarios where an alive *Reader* becomes unresponsive and will never acknowledge the *Writer*. Instead of blocking on the unresponsive *Reader*, the *Writer* should be allowed to deem the *Reader* as 'Inactive' and proceed in updating its queue. The state of a *Reader* is either Active or Inactive. Active *Readers* have sent ACKNACKs that have been recently received. The *Writer* should determine the inactivity of a *Reader* by using a mechanism based on the rate and number of ACKNACKs received. Then samples that have been acknowledged by all Active *Readers* can be freed, and the *Writer* can reclaim those resources if necessary. Note that strict reliability is not guaranteed when a *Reader* becomes Inactive.

#### 8.4.15.7 Setting Count in Heartbeat, HeartbeatFrag, AckNack, and NackFrag submessages

The Count element of a HEARTBEAT differentiates between logical HEARTBEATs. A received HEARTBEAT with the same Count as a previously received HEARTBEAT can be ignored to prevent triggering a duplicate repair session. So, an implementation should ensure that same logical HEARTBEATs are tagged with the same Count.

The HEARTBEATs received by a *Reader* should have Counts greater than all older HEARTBEATs from the same *Writer*. Otherwise they can be discarded. As long as this requirement is met, it is up to the implementation to decide whether a *Writer* keeps a Count specific to each *Reader* or the Count is shared among all of its matching *Readers*. The same logic applies for Counts of ACKNACKs. It is up to the implementation to decide whether a *Reader* keeps a Count specific to each *Writer* or if it is shared among all of its matching *Writers*.

The Count element should be incremented and compared according to modular arithmetic rules in order to accommodate the integer overflow.

## 8.5 Discovery Module

The RTPS Behavior Module assumes RTPS Endpoints are properly configured and paired up with matching remote Endpoints. It does not make any assumptions on how this configuration took place and only defines how to exchange data between these Endpoints.

Deleted: 2.3

In order to be able to configure Endpoints, implementations must obtain information on the presence of remote Endpoints and their properties. How to obtain this information is the subject of the Discovery Module.

The Discovery Module defines the RTPS discovery protocol. The purpose of the discovery protocol is to allow each RTPS *Participant* to discover other relevant *Participants* and their *Endpoints*. Once remote Endpoints have been discovered, implementations can configure local Endpoints accordingly to establish communication.

The DDS specification equally relies on the use of a discovery mechanism to establish communication between matched DataWriters and DataReaders. DDS implementations must automatically discover the presence of remote entities, both when they join and leave the network. This discovery information is made accessible to the user through DDS built-in topics.

The RTPS discovery protocol defined in this Module provides the required discovery mechanism for DDS.

### 8.5.1 Overview

The RTPS specification splits up the discovery protocol into two independent protocols:

1. *Participant* Discovery Protocol
2. *Endpoint* Discovery Protocol

A *Participant* Discovery Protocol (PDP) specifies how *Participants* discover each other in the network. Once two *Participants* have discovered each other, they exchange information on the *Endpoints* they contain using an *Endpoint* Discovery Protocol (EDP). Apart from this causality relationship, both protocols can be considered independent.

Implementations may choose to support multiple PDPs and EDPs, possibly vendor-specific. As long as two *Participants* have at least one PDP and EDP in common, they can exchange the required discovery information. For the purpose of interoperability, all RTPS implementations must provide at least the following discovery protocols:

1. Simple Participant Discovery Protocol (SPDP)
2. Simple Endpoint Discovery Protocol (SEDP)

Both are basic discovery protocols that suffice for small to medium scale networks. Additional PDPs and EDPs that are geared towards larger networks may be added to future versions of the specification.

Finally, the role of a discovery protocol is to provide information on discovered remote *Endpoints*. How this information is used by a *Participant* to configure its local *Endpoints* depends on the actual implementation of the RTPS protocol and is not part of the discovery protocol specification. For example, for the reference implementations introduced in 8.4.7, the information obtained on the remote *Endpoints* allows the implementation to configure:

- The RTPS *ReaderLocator* objects that are associated with each RTPS *StatelessWriter*.
- The RTPS *ReaderProxy* objects associated with each RTPS *StatefulWriter*.
- The RTPS *WriterProxy* objects associated with each RTPS *StatefulReader*.

The Discovery Module is organized as follows:

- The SPDP and SEDP rely on pre-defined RTPS built-in Writer and Reader Endpoints to exchange discovery information. 8.5.2 introduces these RTPS built-in Endpoints.
- The SPDP is discussed in 8.5.3.
- The SEDP is discussed in 8.5.4.

### 8.5.2 RTPS Built-in Discovery Endpoints

The DDS specification specifies that discovery takes place using “built-in” DDS *DataReaders* and *DataWriters* with pre- defined Topics and QoS.

Deleted: 2.3



There are four pre-defined built-in Topics: “DCPSParticipant,” “DCPSSubscription,” “DCPSPublication,” and “DCPSTopic.” The DataTypes associated with these Topics are also specified by the DDS specification and mainly contain Entity QoS values.

For each of the built-in Topics, there exists a corresponding DDS built-in DataWriter and DDS built-in DataReader. The built-in DataWriters are used to announce the presence and QoS of the local DDS Participant and the DDS Entities it contains (DataReaders, DataWriters and Topics) to the rest of the network. Likewise, the built-in DataReaders collect this information from remote Participants, which is then used by the DDS implementation to identify matching remote Entities. The built-in DataReaders act as regular DDS DataReaders and can also be accessed by the user through the DDS API.

The approach taken by the RTPS Simple Discovery Protocols (SPDP and SEDP) is analogous to the built-in Entity concept. RTPS maps each built-in DDS DataWriter or DataReader to an associated built-in RTPS **Endpoint**. These built-in Endpoints act as regular Writer and Reader Endpoints and provide the means to exchange the required discovery information between Participants using the regular RTPS protocol defined in the Behavior Module.

The SPDP, which concerns itself with how Participants discover each other, maps the DDS built-in Entities for the “DCPSParticipant” Topic. The SEDP, which specifies how to exchange discovery information on local Topics, DataWriters and DataReaders, maps the DDS built-in Entities for the “DCPSSubscription,” “DCPSPublication” and “DCPSTopic” Topics.

### 8.5.3 The Simple Participant Discovery Protocol

The purpose of a PDP is to discover the presence of other Participants on the network and their properties.

A Participant may support multiple PDPs, but for the purpose of interoperability, all implementations must support at least the Simple Participant Discovery Protocol.

#### 8.5.3.1 General Approach

The RTPS Simple Participant Discovery Protocol (SPDP) uses a simple approach to announce and detect the presence of Participants in a domain.

For each **Participant**, the SPDP creates two RTPS built-in Endpoints: the *SPDPbuiltinParticipantWriter* and the *SPDPbuiltinParticipantReader*.

The *SPDPbuiltinParticipantWriter* is an RTPS Best-Effort **StatelessWriter**. The **HistoryCache** of the *SPDPbuiltinParticipantWriter* contains a single data-object of type *SPDPdiscoveredParticipantData*. The value of this data-object is set from the attributes in the **Participant**. If the attributes change, the data-object is replaced.

The *SPDPbuiltinParticipantWriter* periodically sends this data-object to a pre-configured list of locators to announce the Participant’s presence on the network. This is achieved by periodically calling `StatelessWriter::unsent_changes_reset`, which causes the `StatelessWriter` to resend all changes present in its `HistoryCache` to all locators. The periodic rate at which the *SPDPbuiltinParticipantWriter* sends out the *SPDPdiscoveredParticipantData* defaults to a PSM specified value. This period should be smaller than the `leaseDuration` specified in the *SPDPdiscoveredParticipantData* (see also 8.5.3.3.2).

The pre-configured list of locators may include both unicast and multicast locators. Port numbers are defined by each PSM. These locators simply represent possible remote Participants in the network, no Participant need actually be present. By sending the *SPDPdiscoveredParticipantData* periodically, Participants can join the network in any order.

The *SPDPbuiltinParticipantReader* receives the *SPDPdiscoveredParticipantData* announcements from the remote Participants. The contained information includes what Endpoint Discovery Protocols the remote Participant supports. The proper Endpoint Discovery Protocol is then used for exchanging Endpoint information with the remote Participant.

Deleted: 2.3

Implementations can minimize any start-up delays by sending an additional *SPDPdiscoveredParticipantData* in response to receiving this data-object from a previously unknown Participant, but this behavior is optional. Implementations may also enable the user to choose whether to automatically extend the pre-configured list of locators with new locators from newly discovered Participants. This enables asymmetric locator lists. These last two features are optional and not required for the purpose of interoperability.

### 8.5.3.2 SPDPdiscoveredParticipantData

The *SPDPdiscoveredParticipantData* defines the data exchanged as part of the SPDP.

Figure 8.27 illustrates the contents of the *SPDPdiscoveredParticipantData*. As shown in the figure, the *SPDPdiscoveredParticipantData* specializes the *ParticipantProxy* and therefore includes all the information necessary to configure a discovered *Participant*. The *SPDPdiscoveredParticipantData* also specializes the DDS-defined DDS::ParticipantBuiltinTopicData providing the information the corresponding DDS built-in DataReader needs.

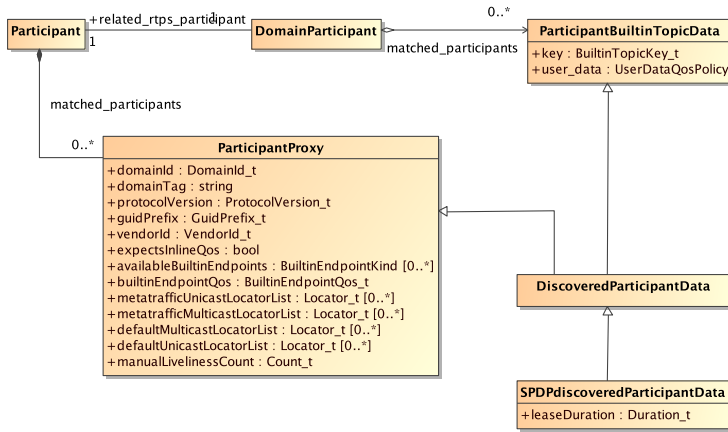


Figure 8.27 - SPDPdiscoveredParticipantData

The attributes of the *SPDPdiscoveredParticipantData* and their interpretation are described in [Table 8.78](#).

### DDSIRTP25-25 - Revise list of Submessages EntityIDs and PIDs reserved for ...

Table 8.78 - RTPS SPDPdiscoveredParticipantData attributes

RTPS SPDPdiscoveredParticipantData		
attribute	type	meaning
domainId	DomainId_t	Identifies the DDS domainId of the associated DDS DomainParticipant.
domainTag	string	Identifies the DDS domainTag of the associated DDS DomainParticipant.
protocolVersion	ProtocolVersion_t	Identifies the RTPS protocol version used by the Participant.

Deleted: Table 8.78Table 8.74

Deleted: 7874

Deleted: 2.3

guidPrefix	GuidPrefix_t	The common GuidPrefix_t of the Participant and all the Endpoints contained within the Participant.
vendorId	VendorId_t	Identifies the vendor of the DDS middleware that contains the Participant.
expectsInlineQos	bool	Describes whether the Readers within the Participant expect that the QoS values that apply to each data modification are encapsulated included with each Data.
metatrafficUnicastLocatorList	Locator_t[*]	List of unicast locators (transport, address, port combinations) that can be used to send messages to the built-in Endpoints contained in the Participant.
metatrafficMulticastLocatorList	Locator_t[*]	List of multicast locators (transport, address, port combinations) that can be used to send messages to the built-in Endpoints contained in the Participant.
defaultUnicastLocatorList	Locator_t[1..*]	Default list of unicast locators (transport, address, port combinations) that can be used to send messages to the user-defined Endpoints contained in the Participant. These are the unicast locators that will be used in case the Endpoint does not specify its own set of Locators, so at least one Locator must be present.
defaultMulticastLocatorList	Locator_t[*]	Default list of multicast locators (transport, address, port combinations) that can be used to send messages to the user-defined Endpoints contained in the Participant. These are the multicast locators that will be used in case the Endpoint does not specify its own set of Locators.
availableBuiltinEndpoints	BuiltinEndpointSet_t	All Participants must support the SEDP. This attribute identifies the kinds of built-in SEDP Endpoints that are available in the Participant. This allows a Participant to indicate that it only contains a subset of the possible built-in Endpoints. See also <a href="#">8.5.3.2.1</a> and <a href="#">9.3.2.12</a> .
leaseDuration	Duration_t	How long a Participant should be considered alive every time an announcement is received from the Participant. If a Participant fails to send another announcement within this time period, the Participant can be considered gone. In that case, any resources associated to the Participant and its Endpoints can be freed.
manualLivelinessCount	Count_t	Used to implement MANUAL_BY_PARTICIPANT liveliness QoS. When liveliness is asserted, the manualLivelinessCount is incremented and a new SPDPdiscoveredParticipantData is sent.
builtinEndpointQos	BuiltinEndpointQos_t	Provides additional information on the QoS of the built-in Endpoints supported by the Participant.

**Deleted:** 8.5.4.3.  
Possible members in the BuiltinEndpointSet\_t are:  
PUBLICATIONS\_DETECTOR,  
PUBLICATIONS\_ANNOUNCER,  
SUBSCRIPTIONS\_DETECTOR,  
SUBSCRIPTIONS\_ANNOUNCER,  
TOPICS\_DETECTOR, TOPICS\_ANNOUNCER,  
PARTICIPANT\_MESSAGE\_READER,  
PARTICIPANT\_MESSAGE\_WRITER  
Vendor specific extensions may be used to denote support for additional EDPs

As mentioned in 8.5.3.1, the *SPDPdiscoveredParticipantData* lists the Endpoint Discovery Protocols supported by the *Participant*. The attributes shown in [Table 8.78](#) only reflect the mandatory SEDP. There are currently no other Endpoint Discovery Protocols defined by the RTPS specification. In order to extend

**Deleted:** Table 8.78 Table 8.74

**Deleted:** 2.3

*SPDPdiscoveredParticipantData* to include additional EDPs, the standard RTPS extension mechanisms can be used. Please refer to 9.6.3 for additional information.

Deleted: 9.6.39.6.2

8.5.3.2.1 The availableBuiltinEndpoints attribute

[DDSIRTP25-25 - Revise list of Submessages EntityIDs and PIDs reserved for ...]

The *SPDPdiscoveredParticipantData* provides information about the builtin endpoints supported by the *Participant*. This information is contained in the *availableBuiltinEndpoints* attribute.

The builtin endpoints that may be announced in the *availableBuiltinEndpoints* include: PUBLICATIONS\_DETECTOR, PUBLICATIONS\_ANNOUNCER, SUBSCRIPTIONS\_DETECTOR, SUBSCRIPTIONS\_ANNOUNCER, TOPICS\_DETECTOR, TOPICS\_ANNOUNCER, PARTICIPANT\_MESSAGE\_READER, and PARTICIPANT\_MESSAGE\_WRITER.

The *availableBuiltinEndpoints* may also announce builtin endpoints defined in other DDS specifications. See 9.3.2.12.

8.5.3.3 The built-in Endpoints used by the Simple Participant Discovery Protocol

Figure 8.28 illustrates the built-in Endpoints introduced by the Simple Participant Discovery Protocol.

Deleted: Figure 8.28Figure 8.28

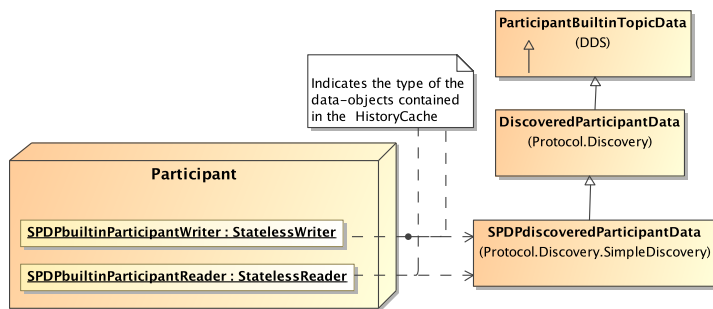


Figure 8.28 - The built-in Endpoints used by the Simple Participant Discovery Protocol

The Protocol reserves the following values of the *EntityId\_t* for the SPDP built-in Endpoints:

- ENTITYID\_SPDP\_BUILTIN\_PARTICIPANT\_WRITER
- ENTITYID\_SPDP\_BUILTIN\_PARTICIPANT\_READER

8.5.3.3.1 SPDPbuiltinParticipantWriter

The relevant attribute values for configuring the *SPDPbuiltinParticipantWriter* are shown in Table 8.79.

Deleted: Table 8.79Table 8.75

Table 8.79 - Attributes of the RTPS StatelessWriter used by the SPDP

Deleted: 7975

SPDPbuiltinParticipantWriter		
attribute	type	value

Deleted: 2.3

unicastLocatorList	Locator_t[*]	<auto-detected> Transport-kinds and addresses are either auto-detected or configured by the application. Ports are a parameter to the SPDP initialization or else are set to a PSM-specified value that depends on the domainId.
multicastLocatorList	Locator_t[*]	<parameter to the SPDP initialization> Defaults to a PSM-specified value.
reliabilityLevel	ReliabilityKind_t	BEST_EFFORT
topicKind	TopicKind_t	WITH_KEY
resendPeriod	Duration_t	<parameter to the SPDP initialization> Defaults to a PSM-specified value.
readerLocators	ReaderLocator[*]	<parameter to the SPDP initialization>

#### 8.5.3.3.2 SPDPbuiltinParticipantReader

The *SPDPbuiltinParticipantReader* is configured with the attribute values shown in [Table 8.80](#).

Table 8.80 - Attributes of the RTPS StatelessReader used by the SPDP

SPDPbuiltinParticipantReader		
attribute	type	value
unicastLocatorList	Locator_t[*]	<auto-detected> Transport-kinds and addresses are either auto-detected or configured by the application. Ports are a parameter to the SPDP initialization or else are set to a PSM-specified value that depends on the domainId.
multicastLocatorList	Locator_t[*]	<parameter to the SPDP initialization>. Defaults to a PSM-specified value.
reliabilityLevel	ReliabilityKind_t	BEST_EFFORT
topicKind	TopicKind_t	WITH_KEY

The *HistoryCache* of the *SPDPbuiltinParticipantReader* contains information on all active discovered participants; the key used to identify each data-object corresponds to the *Participant* GUID.

Each time information on a participant is received by the *SPDPbuiltinParticipantReader*, the SPDP examines the *HistoryCache* looking for an entry with a key that matches the Participant GUID. If an entry with a matching key is not there, a new entry is added keyed by the GUID of the Participant.

Periodically, the SPDP examines the *SPDPbuiltinParticipantReader* *HistoryCache* looking for stale entries defined as those that have not been refreshed for a period longer than their specified *leaseDuration*. Stale entries are removed.

#### 8.5.3.4 Logical ports used by the Simple Participant Discovery Protocol

As mentioned above, each *SPDPbuiltinParticipantWriter* uses a pre-configured list of locators to announce a Participant's presence on the network.

Deleted: Table 8.80Table 8.76

Deleted: 8076

Deleted: 2.3

In order to enable plug-and-play interoperability, the pre-configured list of locators must use the following well-known logical ports:

Table 8.81- Logical ports used by the Simple Participant Discovery Protocol

Deleted: 8177

Port	Locators configured using this port
SPDP_WELL_KNOWN_UNICAST_PORT	entries in <i>SPDPbuiltinParticipantReader.unicastLocatorList</i> , unicast entries in <i>SPDPbuiltinParticipantWriter.readerLocators</i>
SPDP_WELL_KNOWN_MULTICAST_PORT	entries in <i>SPDPbuiltinParticipantReader.multicastLocatorList</i> , multicast entries in <i>SPDPbuiltinParticipantWriter.readerLocators</i>

The actual value for the logical ports is defined by the PSM.

## 8.5.4 The Simple Endpoint Discovery Protocol

An Endpoint Discovery Protocol defines the required information exchange between two *Participants* in order to discover each other's *Writer* and *Reader* Endpoints.

A Participant may support multiple EDPs, but for the purpose of interoperability, all implementations must support at least the *Simple Endpoint Discovery Protocol*.

### 8.5.4.1 General Approach

Similar to the SPDP, the Simple Endpoint Discovery Protocol uses pre-defined built-in Endpoints. The use of pre-defined built-in Endpoints means that once a *Participant* knows of the presence of another *Participant*, it can assume the presence of the built-in Endpoints made available by the remote participant and establish the association with the locally-matching built-in Endpoints.

The protocol used to communicate between built-in Endpoints is the same as used for application-defined Endpoints. Therefore, by reading the built-in *Reader* Endpoints, the protocol virtual machine can discover the presence and QoS of the DDS Entities that belong to any remote *Participants*. Similarly, by writing the built-in *Writer* Endpoints a *Participant* can inform the other *Participants* of the existence and QoS of local DDS Entities.

The use of built-in topics in the SEDP therefore reduces the scope of the overall discovery protocol to the determination of which *Participants* are present in the system and the attribute values for the *ReaderProxy* and *WriterProxy* objects that correspond to the built-in Endpoints of these *Participants*. Once that is known, everything else results from the application of the RTPS protocol to the communication between the built-in RTPS *Readers* and *Writers*.

### 8.5.4.2 The built-in Endpoints used by the Simple Endpoint Discovery Protocol

The SEDP maps the DDS built-in Entities for the "DCPSSubscription," "DCPSPublication," and "DCPSTopic" Topics. According to the DDS specification, the reliability QoS for these built-in Entities is set to 'reliable.' The SEDP therefore maps each corresponding built-in DDS DataWriter or DataReader into corresponding *reliable* RTPS Writer and Reader Endpoints.

For example, as illustrated in Figure 8.29, the DDS built-in DataWriters for the "DCPSSubscription," "DCPSPublication," and "DCPSTopic" Topics can be mapped to reliable RTPS *StatefulWriters* and the corresponding DDS built-in DataReaders to reliable RTPS *StatefulReaders*. Actual implementations need not use the stateful reference implementation. For the purpose of interoperability, it is sufficient that an

Deleted: 2.3

implementation provides the required built-in Endpoints and reliable communication that satisfies the general requirements listed in 8.4.2.

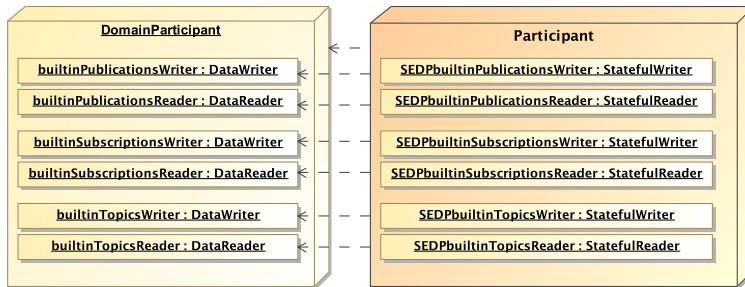


Figure 8.29 - Example mapping of the DDS Built-in Entities to corresponding RTPS built-in Endpoints

The RTPS Protocol reserves the following values of the *EntityId\_t* for the built-in Endpoints:

```
ENTITYID_SEDP_BUILTIN_PUBLICATIONS_ANNOUNCER
ENTITYID_SEDP_BUILTIN_PUBLICATIONS_DETECTOR
ENTITYID_SEDP_BUILTIN_SUBSCRIPTIONS_ANNOUNCER
ENTITYID_SEDP_BUILTIN_SUBSCRIPTIONS_DETECTOR
ENTITYID_SEDP_BUILTIN_TOPICS_ANNOUNCER ENTITYID_SEDP_BUILTIN_TOPICS_DETECTOR
```

The actual value for the reserved *EntityId\_t* is defined by each PSM.

#### 8.5.4.3 Built-in Endpoints required by the Simple Endpoint Discovery Protocol

Implementations are not required to provide all built-in Endpoints.

As mentioned in the DDS specification, Topic propagation is optional. Therefore, it is not required to implement the *SEDPbuiltinTopicsReader* and *SEDPbuiltinTopicsWriter* built-in Endpoints and for the purpose of interoperability, implementations should not rely on their presence in remote Participants.

As far as the remaining built-in Endpoints are concerned, a Participant is only required to provide the built-in Endpoints required for matching up local and remote Endpoints. For example, if a DDS Participant will only contain DDS DataWriters, the only required RTPS built-in Endpoints are the *SEDPbuiltinPublicationsWriter* and the *SEDPbuiltinSubscriptionsReader*. The *SEDPbuiltinPublicationsReader* and the *SEDPbuiltinSubscriptionsWriter* built-in Endpoints serve no purpose in this case.

The SPDP specifies how a Participant informs other Participants about what built-in Endpoints it has available. This is discussed in 8.5.3.2.

#### 8.5.4.4 Data Types associated with built-in Endpoints used by the Simple Endpoint Discovery Protocol

Each RTPS *Endpoint* has a *HistoryCache* that stores changes to the data-objects associated with the *Endpoint*. This also applies to the RTPS built-in *Endpoints*. Therefore, each RTPS built-in *Endpoint* depends on some *DataType* that represents the logical contents of the data written into its *HistoryCache*.

Figure 8.30 defines the *DiscoveredWriterData*, *DiscoveredReaderData*, and *DiscoveredTopicData* *DataTypes* associated with the RTPS built-in Endpoints for the “DCPSPublication,” “DCPSSubscription,” and “DCPSTopic” Topics. The *DataType* associated with the “DCPSParticipant” Topic is defined in 8.5.3.2.

The *DataType* associated with each RTPS built-in Endpoint contains all the information specified by DDS for the corresponding built-in DDS Entity. For this reason, *DiscoveredReaderData* extends the DDS-defined

Deleted: Figure 8.30  
Formatted: Body Text Char

Deleted: 2.3

DDS::SubscriptionBuiltinTopicData, **DiscoveredWriterData** extends DDS::PublicationBuiltinTopicData, and **DiscoveredTopicData** extends DDS::TopicBuiltinTopicData.

In addition to the data needed by the associated built-in DDS Entities, the “Discovered” DataTypes also include all the information that may be needed by an implementation of the protocol to configure the RTPS Endpoints. This information is contained in the RTPS **ReaderProxy** and **WriterProxy**.

**DDSI RTPS-3 - Incomplete specification of how a Publisher and ... identified**

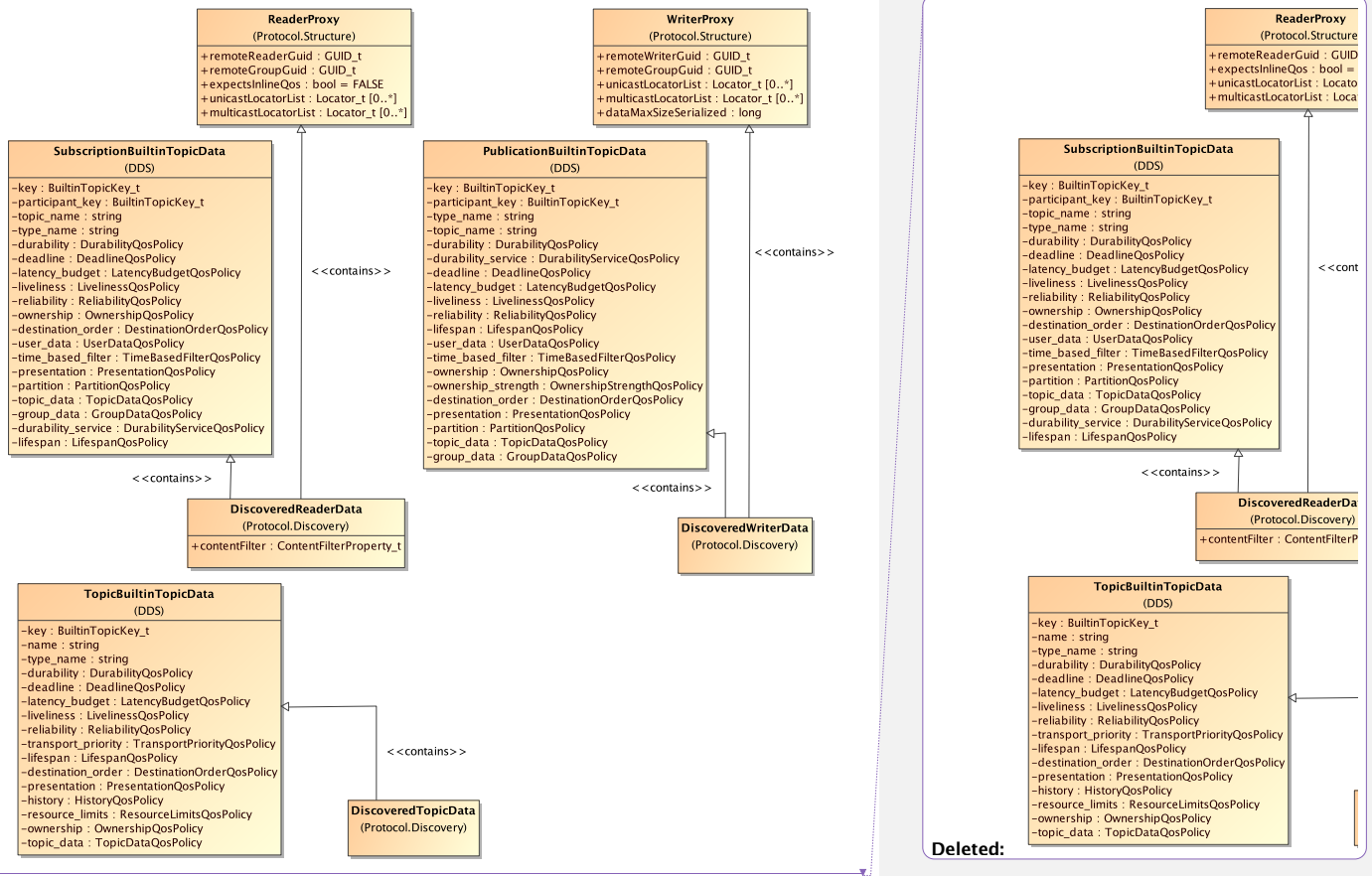


Figure 8.30 - Data types associated with built-in Endpoints used by the Simple Endpoint Discovery Protocol

An implementation of the protocol need not necessarily send all information contained in the DataTypes. If any information is not present, the implementation can assume the default values, as defined by the PSM. The PSM also defines how the discovery information is represented on the wire.

The RTPS built-in Endpoints used by the SEDP and their associated DataTypes are shown in Figure 8.31.

Deleted: 2.3



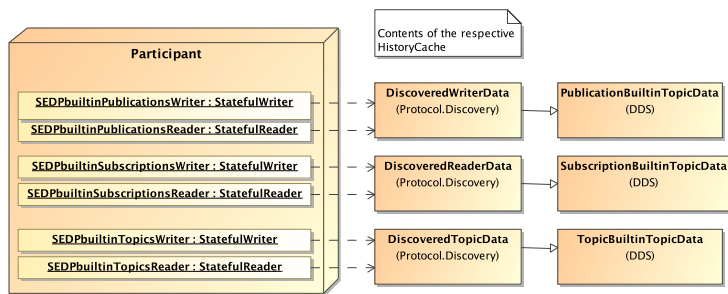


Figure 8.31 - Built-in Endpoints and the DataType associated with their respective HistoryCache

The contents of the *HistoryCache* for each built-in Endpoint can be described in terms of the following aspects: DataType, Cardinality, Data-object insertion, Data-object modification, and Data-object deletion.

- **DataType.** The type of the data stored in the cache. This is partly defined by the DDS specification.
- **Cardinality.** The number of different data-objects (each with a different key) that can potentially be stored in the cache.
- **Data-object insertion.** Conditions under which a new data-object is inserted into the cache.
- **Data-object modification.** Conditions under which the value of an existing data-object is modified.
- **Data-object deletion.** Conditions under which an existing data-object is removed from the cache. It is illustrative to describe the *HistoryCache* for each of the built-in Endpoints.

#### 8.5.4.4.1 SEDPbuiltinPublicationsWriter and SEDPbuiltinPublicationsReader

Table 8.82 describes the *HistoryCache* for the *SEDPbuiltinPublicationsWriter* and *SEDPbuiltinPublicationsReader*.

Deleted: Table 8.82 Table 8.78

Table 8.82 - Contents of the HistoryCache for the SEDPbuiltinPublicationsWriter and SEDPbuiltinPublicationsReader

Deleted: 8278

aspect	description
DataType	DiscoveredWriterData
Cardinality	The number of DataWriters contained by the DomainParticipant. There is a one-to-one correspondence between each DataWriter in the participant and a data-object that describes the DataWriter stored in the WriterHistoryCache for the SEDPbuiltinPublicationsWriter.
Data-Object insertion	Each time a DataWriter is created in the DomainParticipant.
Data-Object modification	Each time the QoS of an existing DataWriter is modified.
Data-Object deletion	Each time an existing DataWriter belonging to the DomainParticipant is deleted.

#### 8.5.4.4.2 SEDPbuiltinSubscriptionsWriter and SEDPbuiltinSubscriptionsReader

Table 8.83 describes the *HistoryCache* for the *SEDPbuiltinSubscriptionsWriter* and *SEDPbuiltinSubscriptionsReader*.

Deleted: Table 8.83 Table 8.79

Table 8.83 - Contents of the HistoryCache for the SEDPbuiltinSubscriptionsWriter and

Deleted: 8379

Deleted: 2.3

SEDPbuiltinSubscriptionsReader

aspect	description
Data Type	DiscoveredReaderData
Cardinality	The number of DataReaders contained by the DomainParticipant. There is a one-to-one correspondence between each DataReaders in the Participant and a data-object that describes the DataReaders stored in the WriterHistoryCache for the SEDPbuiltinSubscriptionsWriter.
Data-Object insertion	Each time a DataReader is created in the DomainParticipant.
Data-Object modification	Each time the QoS of an existing DataReader is modified.
Data-Object deletion	Each time an existing DataReader belonging to the DomainParticipant is deleted.

#### 8.5.4.4.3 SEDPbuiltinTopicsWriter and SEDPbuiltinTopicsReader

Table 8.84 describes the HistoryCache for the SEDPbuiltinTopicsWriter and builtinTopicsReader.

Deleted: Table 8.84Table 8.80

Table 8.84 - Contents of the HistoryCache for the SEDPbuiltinTopicsWriter and SEDPbuiltinTopicsReader

aspect	description
Data Type	DiscoveredTopicData
Cardinality	The number of Topics created by the DomainParticipant. There is a one-to-one correspondence between each Topic created by the DomainParticipant and a data-object that describes the Topic stored in the WriterHistoryCache for the builtinTopicsWriter.
Data-Object insertion	Each time a Topic is created in the DomainParticipant.
Data-Object modification	Each time the QoS of an existing Topic is modified.
Data-Object deletion	Each time an existing Topic belonging to the DomainParticipant is deleted.

Deleted: 8480

### 8.5.5 Interaction with the RTPS virtual machine

To further illustrate the SPDP and SEDP, this specification describes how the information provided by the SPDP can be used to configure the SEDP built-in Endpoints in the RTPS virtual machine.

#### 8.5.5.1 Discovery of a new remote Participant

Using the *SPDPbuiltinParticipantReader*, a local *Participant* 'local\_participant' discovers the existence of another *Participant* described by the *DiscoveredParticipantData* participant\_data. The discovered *Participant* uses the SEDP.

The pseudo code below configures the local SEDP built-in *Endpoints* within *local\_participant* to communicate with the corresponding SEDP built-in *Endpoints* in the discovered *Participant*.

Deleted: 2.3

Note that how the *Endpoints* are configured depends on the implementation of the protocol. For the stateful reference implementation, this operation performs the following logical steps:

```
// Check that the domainId of the discovered participant equals the local one.
// If it is not equal then there the local endpoints are not configured to
// communicate with the discovered participant.
IF ( participant_data.domainId != local_participant.domainId ) THEN
    RETURN;
ENDIF
// Check that the domainTag of the discovered participant equals the local one.
// If it is not equal then there the local endpoints are not configured to
// communicate with the discovered participant.
IF ( !STRING_EQUAL(participant_data.domainTag, local_participant.domainTag) )
    THEN
    RETURN;
ENDIF
IF ( PUBLICATIONS_DETECTOR IS_IN participant_data.availableEndpoints ) THEN
    guid = <participant_data.guidPrefix,
    ENTITYID_SEDP_BUILTIN_PUBLICATIONS_DETECTOR>; writer =
    local_participant.SEDPbuiltinPublicationsWriter;
    proxy = new ReaderProxy( guid,
        participant_data.metatrafficUnicastLocatorList,
        participant_data.metatrafficMulticastLocatorList);
    writer.matched_reader_add(proxy); ENDIF

IF ( PUBLICATIONS_ANNOUNCER IS_IN participant_data.availableEndpoints ) THEN
    guid = <participant_data.guidPrefix,
    ENTITYID_SEDP_BUILTIN_PUBLICATIONS_ANNOUNCER>;
    reader = local_participant.SEDPbuiltinPublicationsReader;
    proxy = new WriterProxy( guid,
        participant_data.metatrafficUnicastLocatorList,
        participant_data.metatrafficMulticastLocatorList);
    reader.matched_writer_add(proxy);
ENDIF
IF ( SUBSCRIPTIONS_DETECTOR IS_IN participant_data.availableEndpoints ) THEN
    guid = <participant_data.guidPrefix,
    ENTITYID_SEDP_BUILTIN_SUBSCRIPTIONS_DETECTOR>; writer =
    local_participant.SEDPbuiltinSubscriptionsWriter;
    proxy = new ReaderProxy( guid,
        participant_data.metatrafficUnicastLocatorList,
        participant_data.metatrafficMulticastLocatorList);
    writer.matched_reader_add(proxy);
ENDIF
IF ( SUBSCRIPTIONS_ANNOUNCER IS_IN participant_data.availableEndpoints ) THEN
    guid = <participant_data.guidPrefix,
    ENTITYID_SEDP_BUILTIN_SUBSCRIPTIONS_ANNOUNCER>;
    reader = local_participant.SEDPbuiltinSubscriptionsReader;

    proxy = new WriterProxy( guid,
        participant_data.metatrafficUnicastLocatorList,
        participant_data.metatrafficMulticastLocatorList);
    reader.matched_writer_add(proxy);
ENDIF
IF ( TOPICS_DETECTOR IS_IN participant_data.availableEndpoints ) THEN
    guid = <participant_data.guidPrefix,
    ENTITYID_SEDP_BUILTIN_TOPICS_DETECTOR>; writer =
    local_participant.SEDPbuiltinTopicsWriter;
    proxy = new ReaderProxy( guid,
        participant_data.metatrafficUnicastLocatorList,
        participant_data.metatrafficMulticastLocatorList);
    writer.matched_reader_add(proxy);
```

Deleted: 2.3

```

ENDIF
IF ( TOPICS_ANNOUNCER IS_IN participant_data.availableEndpoints ) THEN
    guid = <participant_data.guidPrefix,
        ENTITYID_SEDP_BUILTIN_TOPICS_ANNOUNCER>; reader =
        local_participant.SEDPbuiltinTopicsReader;
    proxy = new WriterProxy( guid,
        participant_data.metatrafficUnicastLocatorList,
        participant_data.metatrafficMulticastLocatorList);
    reader.matched_writer_add(proxy);
ENDIF

```

### 8.5.5.2 Removal of a previously discovered Participant

Based on the remote *Participant's leaseDuration*, a local *Participant* '*local\_participant*' concludes that a previously discovered *Participant* with GUID *t\_participant\_guid* is no longer present. The *Participant* '*local\_participant*' must reconfigure any local Endpoints that were communicating with Endpoints in the *Participant* identified by the GUID *t\_participant\_guid*.

For the stateful reference implementation, this operation performs the following logical steps:

```

guid = <participant_guid.guidPrefix,
    ENTITYID_SEDP_BUILTIN_PUBLICATIONS_DETECTOR>;
writer = local_participant.SEDPbuiltinPublicationsWriter;
proxy = writer.matched_reader_lookup(guid);
writer.matched_reader_remove(proxy);
guid = <participant_guid.guidPrefix,
    ENTITYID_SEDP_BUILTIN_PUBLICATIONS_ANNOUNCER>;
reader = local_participant.SEDPbuiltinPublicationsReader;
proxy = reader.matched_writer_lookup(guid);
reader.matched_writer_remove(proxy);
guid = <participant_guid.guidPrefix,
    ENTITYID_SEDP_BUILTIN_SUBSCRIPTIONS_DETECTOR>;
writer = local_participant.SEDPbuiltinSubscriptionsWriter;
proxy = writer.matched_reader_lookup(guid);
writer.matched_reader_remove(proxy);
guid = <participant_guid.guidPrefix,
    ENTITYID_SEDP_BUILTIN_SUBSCRIPTIONS_ANNOUNCER>;
reader = local_participant.SEDPbuiltinSubscriptionsReader;
proxy = reader.matched_writer_lookup(guid);
reader.matched_writer_remove(proxy);
guid = <participant_guid.guidPrefix, ENTITYID_SEDP_BUILTIN_TOPICS_DETECTOR>;
writer = local_participant.SEDPbuiltinTopicsWriter;
proxy = writer.matched_reader_lookup(guid);
writer.matched_reader_remove(proxy);
guid = <participant_guid.guidPrefix, ENTITYID_SEDP_BUILTIN_TOPICS_ANNOUNCER>;
reader = local_participant.SEDPbuiltinTopicsReader;
proxy = reader.matched_writer_lookup(guid);
reader.matched_writer_remove(proxy);

```

### 8.5.6 Supporting Alternative Discovery Protocols

The requirements on the Participant and Endpoint Discovery Protocols may vary depending on the deployment scenario. For example, a protocol optimized for speed and simplicity (such as a protocol that would be deployed in embedded devices on a LAN) may not scale well to large systems in a WAN environment.

For this reason, the RTPS specification allows implementations to support multiple PDPs and EDPs. There are many possible approaches to implementing a Discovery Protocol including the use of static discovery, file-based discovery, a central look-up service, etc. The only requirement imposed by RTPS for the purpose of interoperability is that all RTPS implementations support at least the SPDP and SEDP. It is expected that over time, a collection of interoperable Discovery Protocols will be developed to address specific deployment needs.

Deleted: 2.3

If an implementation supports multiple PDPs, each PDP may be initialized differently and discover a different set of remote Participants. Remote Participants using a different vendor's RTPS implementation must be contacted using at least the SPDP to ensure interoperability. There is no such requirement when the remote Participant uses the same RTPS implementation.

Even when the SPDP is used by all Participants, remote Participants may still use different EDPs. Which EDPs a Participant supports is included in the information exchanged by the SPDP. All Participants must support at least the SEDP, so they always have at least one EDP in common. However, if two Participants both support another EDP, this alternative protocol can be used instead. In that case, there is no need to create the SEDP built-in Endpoints, or if they already exist, no need to configure them to match the new remote Participant. This approach enables a vendor to customize the EDP if desired without compromising interoperability.

## 8.6 Versioning and Extensibility

Implementations of this version of the RTPS protocol should be able to process RTPS Messages not only with the same major version but possibly higher minor versions.

### 8.6.1 Allowed Extensions within this major Version

Within this major version, future minor versions of the protocol can augment the protocol in the following ways:

- Additional Submessages with other *submessageIds* can be introduced and used anywhere in an RTPS Message. An implementation should skip over unknown Submessages using the *submessageLength* field in the SubmessageHeader.
- Additional fields can be added to the end of a Submessage that was already defined in the current minor version. An implementation should skip over additional fields using the *submessageLength* field in the SubmessageHeader.
- Additional built-in Endpoints with new IDs can be added. An implementation should ignore any unknown built-in Endpoints. Additional parameters with new *parameterIds* can be added. An implementation should ignore any unknown parameters.

All such changes require an increase of the minor version number.

### 8.6.2 What cannot change within this major Version

[\[DDSIRTP25-17 – Editorial corrections\]](#)

The following items cannot be changed within the same major version:

- A Submessage cannot be deleted.
- A Submessage cannot be modified except as described in 8.6.1.
- The meaning of *submessageIds* cannot be modified.

All such changes require an increase in the major version number.

## 8.7 Implementing DDS QoS and advanced DDS features using RTPS

The RTPS protocol and its extension mechanisms provide the core functionality required to implement DDS. This sub clause defines how to use RTPS to implement the DDS QoS parameters.

In addition, this sub clause defines the RTPS protocol extensions required for implementing the following advanced DDS features:

- Content-filtered Topics, see 8.7.3
- Instance State Changes 8.7.4
- Group Ordered Access, see 8.7.5
- Coherent Sets, see 8.7.6

Deleted: 2.3

All extensions are based on the standard extension mechanisms provided by RTPS.

This sub clause forms a normative part of the specification for the purpose of interoperability.

### 8.7.1 Adding in-line Parameters to Data Submessages

**Data** and **DataFrag** Submessages optionally contain a **ParameterList** SubmessageElement for storing in-line QoS parameters and other information.

In case a **Reader** does not keep a list of matching remote **Writers** or the QoS parameters they were configured with (i.e., is a stateless **Reader**), a **Data** Submessage with in-line QoS parameters contains all the information needed to enable the **Reader** to apply all **Writer**-specific QoS parameters.

A stateless **Reader's** need for receiving in-line QoS to get information on remote **Writers** is the justification for requiring a **Writer** to send in-line QoS if the **Reader** requests them (8.4.2.2.2).

For immutable QoS, all RxO QoS are sent in-line to allow a stateless **Reader** to reject samples in case of incompatible QoS. Mutable QoS relevant to the **Reader** are sent in-line so they may take effect immediately, regardless of the amount of state kept on the **Reader**. Note that a stateful **Reader** has the option of relying on its cached information of remote **Writers** rather than the received in-line QoS.

A stateless **Reader** uses the discovery protocol to announce to remote **Writers** that it expects to receive QoS parameters in-line, as discussed in the Discovery Module (8.5). If in-line QoS parameters are expected, implementations must also include the topic name as an in-line parameter. This ensures that on the receiving side, the Submessage can be passed to all **Readers** for that topic, including the stateless **Readers**.

Independent of whether **Readers** expect in-line QoS parameters, a **Data** Submessage may also contain in-line parameters related to coherent sets and content-filtered topics. This is described in more detail in the sub clauses that follow.

For improved performance, stateful implementations may ignore in-line QoS and instead rely solely on cached values obtained through Discovery. Note that not parsing in-line QoS may delay the point in time when a new QoS takes effect, as it first must be propagated through Discovery.

### 8.7.2 DDS QoS Parameters

[Table 8.85](#) provides an overview of which QoS parameters affect the RTPS wire protocol and which can appear as in-line QoS. The parameters that affect the wire protocol are discussed in more detail in the subsub clauses below.

Table 8.85 - Implementing DDS QoS Parameters using the RTPS Wire Protocol

QoS	Effect on RTPS Protocol	May appear as in-line QoS
USER_DATA	None	No
TOPIC_DATA	None	No
GROUP_DATA	None	No
DURABILITY	See 8.7.2.2.1	Yes
DURABILITY_SERVICE	None	No
PRESENTATION	See 8.7.2.2.2	Yes
DEADLINE	None	Yes
LATENCY_BUDGET	None	Yes

Deleted: Table 8.85Table 8.81

Deleted: 8581

Deleted: 2.3

OWNERSHIP	None	Yes
OWNERSHIP_STRENGTH	None	Yes
LIVELINESS	See 8.7.2.2.3	Yes
TIME_BASED_FILTER	See 8.7.2.2.4	No
PARTITION	None	Yes
RELIABILITY	See 8.7.2.2.5	Yes
TRANSPORT_PRIORITY	None	Yes
LIFESPAN	None	Yes
DESTINATION_ORDER	See 8.7.2.2.6	Yes
HISTORY	None	No
RESOURCE_LIMITS	None	No
ENTITY_FACTORY	None	No
WRITER_DATA_LIFECYCLE	See 8.7.2.2.7	No
READER_DATA_LIFECYCLE	None	No

### 8.7.2.1 In-line DDS QoS Parameters

Table 8.85 lists the standard DDS QoS parameters that may appear in-line.

Deleted: Table 8.85 Table 8.81

If a *Reader* expects to receive in-line QoS parameters and any of these QoS parameters are missing, it will assume the default value for that QoS parameter, where the default is defined by DDS.

In-line parameters are added to data submessages to make them self-describing. In order to achieve self-describing messages, not only the parameters defined in Table 8.85 have to be sent with the submessage, but also a parameter TOPIC\_NAME. This parameter contains the name of the topic that the submessage belongs to.

Deleted: Table 8.85 Table 8.81

### 8.7.2.2 DDS QoS Parameters that affect the wire protocol

#### 8.7.2.2.1 DURABILITY

While volatile and transient-local durability do not affect the RTPS protocol, support for transient and persistent durability may. This is not covered in the current version of the specification.

#### 8.7.2.2.2 PRESENTATION

Sub clause 8.7.5 defines how to implement the GROUP ordered access policy of the PRESENTATION QoS.

Sub clause 8.7.6 defines how to implement the coherent access policy of the PRESENTATION QoS. The other aspects of this QoS do not affect the RTPS protocol.

#### 8.7.2.2.3 LIVELINESS

Implementations must follow the approaches below:

- DDS\_AUTOMATIC\_LIVELINESS\_QOS : liveliness is maintained through the *BuiltinParticipantMessageWriter*. For a given *Participant*, in order to maintain the liveliness of its *Writer* Entities with LIVELINESS QoS set to AUTOMATIC, implementations must refresh the *Participant's* liveliness (i.e., send the *ParticipantMessageData*, see (8.4.13.5) at a rate faster than the smallest lease duration among the *Writers*.
- DDS\_MANUAL\_BY\_PARTICIPANT\_LIVELINESS\_QOS : liveliness is maintained through the *BuiltinParticipantMessageWriter*. If the *Participant* has any

Deleted: 2.3

MANUAL\_BY\_PARTICIPANT *Writers*, implementations must check periodically to see if `write()`, `assert_liveliness()`, `dispose()`, or `unregister_instance()` was called for any of them. The period for this check equals the smallest lease duration among the *Writers*. If any of the operations were called, implementations must refresh the *Participant's* liveliness (i.e., send the *ParticipantMessageData*, see 8.4.13.5).

- DDS\_MANUAL\_BY\_TOPIC\_LIVELINESS\_QOS : liveliness is maintained by sending data or an explicit **Heartbeat** message with liveliness flag set. The standard RTPS Messages that result from calling `write()`, `dispose()`, or `unregister_instance()` on a *Writer* Entity suffice to assert

the liveliness of a *Writer* with LIVELINESS QoS set to MANUAL\_BY\_TOPIC. When `assert_liveliness()` is called, the *Writer* must send a **Heartbeat** Message with final flag and liveliness flag set.

#### 8.7.2.2.4 TIME\_BASED\_FILTER

[\[DDSIRTP25-17 – Editorial corrections\]](#)

Implementations may optimize bandwidth usage by applying a time-based filter on the *Writer* side. That way, data that would be dropped on the *Reader* side is never sent.

When one or more data updates are filtered out on the *Writer* side, implementations must send a **Gap** Submessage instead, indicating which samples were filtered out. This Submessage must be sent before the next update and notifies the Reader the missing updates were filtered out and not simply lost.

#### 8.7.2.2.5 RELIABILITY

Implementations must meet the reliable RTPS protocol requirements for interoperability, defined in 8.4.2.

#### 8.7.2.2.6 DESTINATION\_ORDER

In order to implement the DDS\_BY\_SOURCE\_TIMESTAMP\_DESTINATIONORDER\_QOS policy, implementations must include an **InfoTimestamp** Submessage with every update from a *Writer*.

#### 8.7.2.2.7 WRITER\_DATA\_LIFECYCLE

If `autodispose_unregister_instances` is enabled, **Data** Messages that unregister an instance must also dispose it. This restricts the allowable values of the `DisposedFlag` and `UnregisteredFlag` flags.

### 8.7.3 Content-filtered Topics

Content-filtered topics make it possible for a DDS DataReader to request the middleware to filter out data samples based on their contents.

When filtering on the Reader side only, samples which do not pass the filter are simply dropped by the middleware. In this case, no further extensions to RTPS are needed.

In many cases, implementations will benefit from filtering on the Writer side, in addition to filtering on the Reader side. When filtering on the Writer side, a sample that does not pass a Reader side filter may sometimes not be sent to that *Reader*. This conserves bandwidth.

In order to support Writer side filtering, standard RTPS extension mechanisms are used to:

- Include Reader filter information during the Endpoint discovery phase.
- Include filter results with each data sample.

The *Writer* may indicate to a *Reader* that a Sample has been filtered due to the application of the reader-specified content filter by sending a directed **Data** message that includes only the key information (`DataFlag=0`), indicating in the Inline Qos that the instance state is `ALIVE_FILTERED`. See 8.7.3.2. The *Reader* may use this information to transition the specified instance to InstanceState `ALIVE_FILTERED`.

Deleted: 2.3



The *Writer* may indicate to a *Reader* that it has applied a set of filters to a Sample and the corresponding result by including the *ContentFilteredInfo\_t* into the *Data* message, see 8.7.3.3. Readers can use *ContentFilteredInfo\_t* to determine whether their filter has been already applied by the *Writer* and avoid having to apply the filter again.

Alternatively, the *Writer* may not send a *Data* message at all. This is only allowed if the previous sample for that Instance was already filtered for that *Reader*, see 8.7.4.

### 8.7.3.1 Exchanging filter information using the built-in Endpoints

Content-filtered topics are defined on the Reader side. In order to implement Writer side filtering, information on the filter used by a given Reader must be propagated to matching remote Writers. This requires extending the data type associated with RTPS built-in Endpoints.

As illustrated in Figure 8.31, the data types associated with RTPS built-in Endpoints extend the DDS built-in topic data types, which include all relevant QoS. Since DDS does not define content-filtered topics as a Reader QoS policy (instead, DDS defines separate Content-filtered Topics), RTPS adds an additional *ContentFilterProperty\_t* field to *DiscoveredReaderData*, defined in [Table 8.86](#).

Table 8.86 - Content filter property

ContentFilterProperty_t		
attribute	type	value
contentFilteredTopicName	string	Name of the Content-filtered Topic associated with the Reader. Must have non-zero length.
relatedTopicName	string	Name of the Topic related to the Content-filtered Topic. Must have non-zero length.
filterClassName	string	Identifies the filter class this filter belongs to. RTPS can support multiple filter classes (SQL, regular expressions, custom filters, etc). Must have non-zero length. RTPS predefines the following values: “DDSSQL” Default filter class name if none specified. Matches the SQL filter specified by DDS, which must be available in all implementations.
filterExpression	string	The actual filter expression. Must be a valid expression for the filter class specified using <i>filterClassName</i> . Must have non-zero length.
expressionParameters	stringSequence	Defines the value for each parameter in the filter expression. Can have zero length if the filter expression contains no parameters.

The *ContentFilterProperty\_t* field provides all the required information to enable content filtering on the Writer side. For example, for the default DDSSQL filter class, a valid filter expression for a data type containing members a, b and c could be “(a < 5) AND (b == %0) AND (c >= %1)” with expression parameters “5” and “3.” In order for the Writer to apply the filter, it must have been configured to handle filters of the specified filter class. If not, the Writer will simply ignore the filter information and not filter any data samples.

Deleted: Table 8.86Table 8.82

Deleted: 8682

Deleted: 2.3

DDS allows the user to modify the filter expression parameters at run-time. Each time the parameters are modified, the updated information is exchanged using the Endpoint discovery protocol. This is identical to updating a mutable QoS value.

### 8.7.3.2 Indicating to a Reader that a Sample has been filtered

There are situations when a *Writer* needs to communicate to a *Reader* that a sample was written but it does not pass the reader-specified Content Filter. When this happens, the *Writer* can use a Data submessage that does not contain a Data payload (DataFlag=0) and sets FilteredFlag=1, see [8.3.8.2.2](#).

Deleted: 8.3.8.2.28.3.7.2.2

### 8.7.3.3 Including in-line filter results with each data sample

In general, when applying filtering on the Writer side, a sample is not sent if it does not pass the remote Reader's filter. In that case, the **Data** submessage is replaced by a **Gap** submessage. This ensures the sample is not considered 'lost' on the Reader side. This approach matches that of applying a time-based filter on the Writer side. The remainder of the discussion only refers to **Data** Submessages, but the same approach is followed for **DataFrag** Submessages.

In some cases, it may still be possible for a Reader to receive a sample that did not pass its filter, for example when sending data using multicast. Another use case is multiple Readers belonging to the same Participant. In that case, the Writer need only send a single RTPS message, destined to ENTITYID\_UNKNOWN (see 8.4.15.5). Each Reader may use a different filter however, in which case the Writer needs to apply multiple filters before sending the sample.

In both use cases, two options exist:

1. The sample passes none of the filters for any of the remote Readers. In that case, the **Data** submessage is again replaced by a **Gap** submessage.
2. The sample passes some or all of the filters. In that case, the sample must still be sent and the writer must include information with the **Data** submessage on what filters were applied and the according result.

The *inlineQos* element of the **Data** submessage is used to include the necessary filter information. More specifically, a new parameter is added, containing the information shown in [Table 8.87](#).

Deleted: Table 8.87Table 8.83

Table 8.87- Content filter info associated with a data sample

Deleted: 8783

ContentFilterInfo_t		
attribute	type	value
filterResult	FilterResult_t	For each filter signature, the results indicate whether the sample passed the filter.
filterSignatures	FilterSignature_t[]	A list of filters that were applied to the sample.

A filter signature *FilterSignature\_t* uniquely identifies a filter and is based on the filter properties listed in [Table 8.86](#). How to represent and calculate a filter signature is defined by the PSM. Whether the sample passed the filters that were applied on the *Writer* side is encoded by the *filterResult\_t* attribute, again defined by the PSM.

Deleted: Table 8.86Table 8.82

Note that a filter signature changes when the filter's expression parameters change. Until it receives updated parameter values, a Writer side filter may be using outdated expression parameters, in which case the in-line filter signature will not match the signature expected by the Reader. As a result, the Reader will ignore the filter results and instead apply its local filter.

Deleted: 2.3

#### 8.7.3.4 Requirements for Interoperability

Writer side filtering constitutes an optimization and is optional, so it is not required for interoperability. Samples will always be filtered on the Reader side if:

- The Writer side did not apply any filtering.
- The Writer side did not apply the filter expected by the Reader. As mentioned earlier, this may occur if the Writer has not yet been informed about updated filter parameters.
- The Reader side does not support Writer side filtering (and therefore ignores in-line filter information).

Likewise, Writers may not filter samples because:

- The implementation does not support Content-filtered Topics (in which case the filter properties of the Reader are ignored).
- The Reader's filter information was rejected (e.g., unrecognized filter class). If an implementation supports Content-filtered Topics, it must at least recognize the “DDSQL” filter class, as mandated by the DDS specification. For all other filter classes, both implementations must allow the user to register the same custom filter class.
- Other implementation-specific restrictions, such as a resource limit on the number of remote readers each writer is able to store filter information for.

Even if the *Writer* is performing writer-side filtering, the *Writer* must provide enough information for the *Reader* to correctly transition the instance state to ALIVE\_FILTERED. This means that even if a Sample does not pass the reader filter, the *Writer* must still send a **Data** submessage unless it the previous sample for that Instance also did not pass the content filter. See 8.7.3.2.

This requirement effectively means that a *Writer* needs maintain state per Instance and per “content filtered” *Reader*. In this state it must remember whether the last sample written to that Instance passed the reader filter.

#### 8.7.4 Changes in the Instance State

A DDS DataWriter may register data object instances (operation **register\_instance**), update their value (operation **write**), dispose data-object instances (operation **dispose**), and unregister them (operation **unregister\_instance**). When the value of an instance is updated, the new value may not pass the content filter specified by a subset of the DataReaders.

Each one of these operations may cause notifications to be dispatched to the matched DDS DataReaders. The DDS DataReader can determine the nature of the change by inspecting the *InstanceState instance\_state* field in the *SampleInfo* that is returned on the DDS DataReader *read* or *take* call.

RTPS uses regular **Data** Submessages and the in-line QoS parameter extension mechanism to communicate instance state changes. The serialized information within the inline QoS contains the new *InstanceState*, that is, whether the instance has been registered, unregistered, or disposed. The actual details depend on the PSM (e.g., 9.6.4.4).

[\[DDSIRTP25-17 – Editorial corrections\]](#)

When RTPS sends a **Data** Submessage to communicate instance state changes it may include only the Key of the Data-Object within the SerializedPayload submessage element (see 8.3.8.2). This is because the Key is sufficient to uniquely identify the Data-Object instance to which the *InstanceState* change applies.

An implementation of RTPS is not required to propagate registration changes until the DDS DataWriter writes the first value for that Data-Object instance.

If a DataWriter updates the value of an instance (operation write), the updated value may not pass the content filter specified by one (or more) matched DataReaders. In this situation, there are two possibilities:

Deleted: 9.6.4.49.6.3.4

Deleted: 8.3.8.28.3.7.2

Deleted: 2.3

1. If the previous update to the instance passed the filter, then the Writer must send a Data Submessage that either includes the data value, or else indicates the InstanceState is ALIVE\_FILTERED. See [9.6.4.5](#).
2. If the previous update to the instance did not pass the filter, then the Writer may omit sending the Data Submessage to the Reader.

Deleted: 9.6.4.59.6.3.5

The rules above ensure the Writer provides enough information for the Reader to transition the instance state to ALIVE\_FILTERED.

If a DataWriter disposes an instance (operation dispose) or unregisters an instance (operation unregister), there are several possibilities which dictate whether the Writer must send a **Data** Submessage that indicates the InstanceState is NOT\_ALIVE\_DISPOSED or NOT\_ALIVE\_NO\_WRITERS, respectively. This so called “dispose/unregister message” shall be sent if any of the following conditions is met:

1. The Reader does not have a Content Filter.
2. The Writer has previously sent a Data message to the Reader for that same instance.
3. The Reader has OWNERSHIP QoSPolicy kind EXCLUSIVE and the Reader Filter is such that there could be some values for the Instance that pass the filter.

In all other cases, the “instance state change” message may be omitted as an optimization.

These conditions ensure that the Reader is able to determine consistently the ownership and InstanceState for the instance.

### 8.7.5 Group Ordered Access

The DDS Specification provides the functionality for *CacheChanges* made by *DataWriter* entities attached to the same *Publisher* object to be made available to subscribers in the same order they occur.

In order to support group ordered access, RTPS uses the in-line QoS parameter extension mechanism to include additional information with each *CacheChange*. The additional information denotes ordering within the scope of the *Publisher*, as well as the identity of the *Writers* belonging to the *Publisher*.

**The *inlineQos* element of the *Data* submessage is used to include the necessary group sequence number and publisher writer information. Two new parameters are added to convey this information (see also [\[DDSIRTP25-3 - Incomplete specification of how a Publisher and ... identified\]](#)**

**Table 9.19):**

Deleted: Table 9.15

- PID\_GROUP\_SEQ\_NUM to contain the group sequence number.
- PID\_WRITER\_GROUP\_INFO to contain the *WriterGroupInfo\_t* defined in [Table 8.88](#),

Deleted: Table 8.88Table 8.84

**Table 8.88**— Group Writer Info associated with a data sample

Deleted: 8884

WriterGroupInfo_t		
attribute	type	value
writerSet	GroupDigest_t	Identifies the set of <i>Writer EntityIds</i> that are announced in the <i>DiscoveredWriterData</i> that belonged to the <i>Publisher</i> at the time the sample was written.

Deleted: 2.3

When a **Publisher** is configured with access scope **GROUP**, all **Data** submessages and the first **DataFrag** submessage from any **Writer** within the Publisher are accompanied with a **GROUP** sequence number sent as part of the in-line QoS. The **GROUP** sequence number is a strictly monotonically increasing sequence number originating from the **Publisher**. Each time that a **DataWriter** attached to a **Publisher** makes a **CacheChange** (i.e., increments its own **Writer** sequence number), the **GROUP** sequence number is incremented.

A **DataReader** attached to a **Subscriber** configured with access scope **GROUP** first orders the samples from a remote **Writer** as it would in the cases where access scope **GROUP** is not set. Once a sample is ready to be committed to the DDS **DataReader**, it will not commit it. Instead, it will hand it off to a **HistoryCache** of the **Subscriber** where ordering across remote **DataWriters** belonging to the same **Publisher** occurs. A sample with **GROUP** sequence number **GSN** can be committed to the DDS **DataReader** from the **Subscriber**'s history cache if any of the following conditions apply:

- **GSN-1** has been already been committed.
- It has been determined that none of the remote **DataWriters** that match reliable **DataReaders** have **GSN-1**. This condition is met when both of the following conditions apply:
  - The **Subscriber** has received a **Heartbeat** from one of the **DataWriters** with `Heartbeat.currentGSN.value >= GSN` and the `Heartbeat.writerSet` (and `Heartbeat.secureWriterSet`) matches the set of discovered **DataWriters**.
  - AND for every matched **DataWriter** belonging to the **Publisher** that matches a reliable **DataReader**, the **DataWriter** has:
    - Either advanced past the **GSN-1** (by committing a **Data** sample with `Data.inlineQos.groupSequenceNumber >= GSN`) to the **Subscriber** history cache or a **Gap** message with `Gap.gapEndGSN.value >= GSN-1`
    - OR announced it does not have the **GSN-1** by sending a **Heartbeat** with `Heartbeat.currentGSN.value >= GSN` and `GSN-1 ∉ [Heartbeat.firstGSN.value, Heartbeat.lastGSN.value]`

The above rules should only take into consideration **DataWriters** that have not lost their liveness, see 8.7.2.2.3.

Implementations could use additional timeout-based rules to limit delays.

### 8.7.6 Coherent Sets

The DDS specification provides the functionality to define a set of sample updates as a coherent set. A **DataReader** is only notified of the arrival of new updates once all updates in the coherent set have been received.

A “Publisher coherent set” is defined as the set of all **CacheChanges** performed by all **DataWriters** in the **Publisher** delimited by the operations `begin_coherent_changes()` and `end_coherent_changes()`.

Resulting from each “Publisher coherent set” there may be one or more “Subscriber coherent sets” defined for each **Subscriber** in the system. What constitutes a “Subscriber coherent set” depends on the **PRESENTATION access\_scope** of the **Subscriber**:

- If the **Subscriber** has **PRESENTATION coherent\_access=FALSE** then there are no Subscriber coherent sets. Alternatively, this could be interpreted as if each individual **CacheChange** was an independent Subscriber coherent set.
- If the **Subscriber** has **PRESENTATION access\_scope=INSTANCE** or **TOPIC** then there is a separate “Subscriber” coherent set for each **DataWriter** containing the subset of samples that are written by each of the **DataWriters** in the Publisher.

Deleted: 2.3

- If the *Subscriber* has **PRESENTATION** *access\_scope=GROUP* then the *Subscriber* coherent set matches the *Publisher* coherent set.

A “Subscriber-relevant coherent set” is the subset of changes in the “Subscriber coherent set” that the *Subscriber* must receive in order to consider the coherent set complete. Incomplete coherent sets shall not be added to the history of the RTPS *DataReaders* and the corresponding **CacheChanges** shall be discarded by the *Subscriber*.

The “Subscriber-relevant coherent set” is defined as the subset of the “Subscriber coherent change” obtained after removing the following **CacheChanges**:

- Changes that belong to *DataWriters* that are not matched with corresponding *DataReaders* in the *Subscriber*.
- Changes that are filtered by content or time.

Note that samples replaced due to history depth are considered part of the “Subscriber-relevant coherent set” if any is not received the coherent set is not complete. Likewise, for samples lost due to the use of best-effort protocol or other reasons.

In order to support coherent sets, RTPS uses the in-line QoS parameter extension mechanism to include additional information in-line with each **Data** Submessage. The additional information denotes membership to a particular coherent set. The remainder of the discussion only refers to **Data** Submessages, but the same approach is followed for **DataFrag** Submessages.

For access scope **TOPIC**, all **Data** Submessages belonging to the same coherent set have strict monotonically increasing sequence numbers (as they originated from the same *Writer*). Therefore, a coherent set is uniquely identified by the sequence number of the first sample update belonging to the coherent set. All sample updates belonging to the same coherent set contain an in-line QoS parameter with this same sequence number. This approach also allows the *Reader* to easily determine when the coherent set started.

The end of a *Writer*’s coherent set is defined by the arrival of one of the following:

- A **Data** Submessage from this *Writer* that belongs to a new coherent set.
- A **Data** Submessage from this *Writer* that does not contain a coherent set in-line QoS parameter or alternatively, contains a coherent set in-line QoS parameter with value **SEQUENCENUMBER\_UNKNOWN**. Both approaches are equivalent.

Note that a **Data** Submessage need not necessarily contain *serializedPayload*. This makes it possible to notify the *Reader* about the end of a coherent set before the next data is written by the *Writer*.

For access scope **GROUP**, all **Data** submessages and the first **DataFrag** submessage belonging to the same coherent set have strictly monotonically increasing group sequence numbers (as they originated from the same *Publisher*). Therefore, a group coherent set is uniquely identified by the group sequence number of the first sample belonging to the coherent set. All **Data** submessages and the first **DataFrag** submessage belonging to the same group coherent set shall have three in-line QoS parameters:

- The **PID\_GROUP\_SEQ\_NUM** shall contain the group sequence number.
- The **PID\_COHERENT\_SET** shall contain the sequence number of the first sample update belonging to the coherent set from the *Writer*.
- The **PID\_GROUP\_COHERENT\_SET** shall contain the group sequence number of the first sample update belonging to the coherent set across all *Writers* within the *Publisher*.

A group’s coherent set is marked as being finished by sending an End Coherent Set (ECS) **Data** submessage from all *Writers* within the *Publisher*. The ECS **Data** Submessage shall have the following properties:

- It does not contain a **serializedPayload**
- Its group sequence number is equal to one greater than the group sequence number of the final sample in the group coherent set.

Deleted: 2.3

- It is not filtered by time, content, history, lifespan, etc. It can only be removed from the RTPS *Writer* cache when all data samples belonging to the coherent set are removed.
- It does not count towards resource limits.
- It has the *InlineQoS* parameters `PID_GROUP_SEQ_NUM`, `PID_GROUP_COHERENT_SET`, `PID_WRITER_GROUP_INFO`.
- If required, it may also contain `PID_SECURE_WRITER_GROUP_INFO`. See section [9.6.4.5](#) for details.

Deleted: 9.6.4.59.6.3.5

The ECS **Data** Submessage is sent with in-line QoS parameters:

- `PID_GROUP_SEQ_NUM`: The group sequence number one greater than the group sequence number of the last sample in the coherent set.
- `PID_GROUP_COHERENT_SET`: The group sequence number of the coherent set that it marks the end of.
- `PID_GROUP_WRITER_INFO`: The writer group information encoding which writers were contained in the *Publisher* during the time that the coherent set was written. Note that Writers are not allowed to be added or removed from a *Publisher* from the time that a coherent set begins until after it ends.

A *DataReader* that receives samples in a group coherent set first waits for the complete coherent set from each remote *DataWriter* separately. Once a coherent set from a *DataWriter* is complete, the *DataReader* commits the entire set to the *HistoryCache* of the *Subscriber*. The *Subscriber* orders these individual coherent sets from each *DataReader* according to the same rules that are applied for ordered access with scope set to *GROUP*. The group coherent set becomes ready to be committed to the DDS *DataReader* once an ECS sample is committed to the *Subscriber* and the ECS sample meets the criteria for being committed to the DDS *DataReader*.

Once the group coherent set becomes ready to be committed the *Subscriber* shall determine if the subscriber-relevant coherent set is complete and if so, make it available to the application.

### 8.7.7 Directed Write

Direct peer-to-peer communications where a Writer explicitly identifies a Subset of its matched Readers as the intended destination for a particular sample is useful in some application scenarios.

RTPS supports directed writes by using the in-line QoS parameter extension mechanism. The serialized information denotes the GUIDs of the targeted reader(s).

When a writer sends a directed sample, only recipients with a matching GUID accept the sample; all other recipients acknowledge but absorb the sample, as if it were a GAP message.

### 8.7.8 Property Lists

Property lists are lists of user-definable properties applied to a DDS Entity. An entry in the list is a generic name-value pair. A user defines a pair to be a property for a DDS Participant, *DataWriter*, or *DataReader*. This extensible list enables non-DDS-specified properties to be applied.

The RTPS protocol supports Property Lists as in-line parameters. Properties can then be propagated during Discovery or as in-line QoS.

### 8.7.9 Original Writer Info

A service supporting the TransientLocal, Transient, or Persistent level of DDS Durability QoS needs to send the data that has been received and stored on behalf of the persistent writer.

This service that forwards messages needs to indicate that the forwarded message belongs to the message-stream of another writer, such that if the reader receives the same messages from another source (for example, another forwarding service or the original writer), it can treat them as duplicates.

[\[DDSIRTP25-17 – Editorial corrections\]](#)

Deleted: 2.3

The RTPS protocol supports this forwarding of messages by including information of the original writer.

When a RTPS Reader receives this information, it will treat it as a normal CacheChange, but once the CacheChange is ready to be committed to the DDS DataReader, it will not commit it. Instead, it will hand it off to the HistoryCache of the RTPS Reader that is communicating with the RTPS Writer indicated in the ORIGINAL\_WRITER\_INFO in-line QoS and treat it as having the sequence number which appears there.

Table 8.89 - Original writer info

OriginalWriterInfo_t		
attribute	type	value
originalWriterGUID	GUID_t	The GUID of the RTPS Writer that first generated the message.
originalWriterSN	SequenceNumber_t	The Sequence Number of the CacheChange as sent from the original writer.

### 8.7.10 Key Hash

The Key Hash provides a hint for the key that uniquely identifies the data-object that is being changed within the set of objects that have been registered by the DDS DataWriter.

Nominally the key is part of the serialized data of a data submessage. Using the key hash benefits implementations by providing a faster alternative than deserializing the full key from the received data-object.

When the key hash is not received by a DataReader, it should be computed from the data itself. If there is no data in the submessage, then a default zero-valued key hash should be used by the DataReader.

A Key Hash, if present, shall be computed as described in [9.6.4.3](#).

Deleted: 8985

Deleted: 9.6.4.39.6.3.3

Deleted: 2.3



Deleted: 2.3

## 9 Platform Specific Model (PSM): UDP/IP

### 9.1 Introduction

This clause defines the Platform Specific Model (PSM) that maps the Protocol PIM to UDP/IP. The goal for this PSM is to provide a mapping with minimal overhead directly on top of UDP/IP.

[\[DDSIRTP25-17 – Editorial corrections\]](#)

The suitability of UDP/IP as a transport for DDS applications stems from several factors:

- Universal availability. Being a core part of the IP stack, UDP/IP is available on virtually all operating systems.
- Light-weight. UDP/IP is a very simple protocol that adds minimal services on top of IP. Its use enables the use of IP- based networks with the minimal possible overhead.
- Best-effort. UDP/IP provides a best-effort service that maps well to Quality-of-service needs of many real-time data streams. In the situations where it is needed, the RTPS protocol provides the mechanism to attain reliable delivery on top of the best-effort service provided by UDP.
- Connectionless. UDP/IP offers a connectionless service; this allows multiple RTPS endpoints to share a single operating system UDP resource (socket/port) while allowing for interleaving of messages effectively providing an out-of- band mechanism for each separate data-stream.
- Predictable behavior. Unlike TCP, UDP does not introduce timers that would cause operations to block for varying amounts of time. As such, it is simpler to model the impact of using UDP on a real-time application.
- Scalability and multicast support. UDP/IP natively supports multicast which allows efficient distribution of a single message to a large number of recipients.

Deleted: -

Deleted: -

### 9.2 Notational Conventions

#### 9.2.1 Name Space

All the definitions in this document are part of the “RTPS” name-space. To facilitate reading and understanding, the name-space prefix has been left out of the definitions and classes in this document.

#### 9.2.2 IDL Representation of Structures and CDR Wire Representation

The following sub clauses often define structures, such as:

```
typedef octet OctetArray3[3];

struct EntityId_t {
    OctetArray3 entityKey;
    octet entityKind;
};
```

These definitions use the OMG IDL (Interface Definition Language). When these structures are sent on the wire, they are encoded using the corresponding CDR representation.

#### 9.2.3 Representation of Bits and Bytes

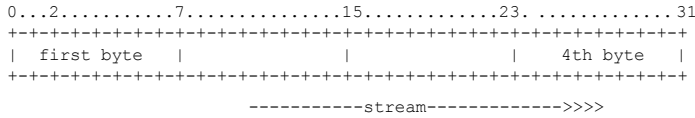
This document often uses the following notation to represent an octet or byte:

```
+-----+
|7|6|5|4|3|2|1|0|
+-----+
```

In this notation, the leftmost bit (bit 7) is the most significant bit (“MSB”) and the rightmost bit (bit 0) is the least significant bit (“LSB”).

Deleted: 2.3

Streams of bytes are ordered per lines of 4 bytes each as follows:



In this representation, the byte that comes first in the stream is on the left. The bit on the extreme left is the MSB of the first byte; the bit on the extreme right is the LSB of the 4th byte.

### 9.3 Mapping of the RTPS Types

#### 9.3.1 The Globally Unique Identifier (GUID)

The GUID is an attribute present in all RTPS Entities that uniquely identifies them within the DDS domain (see 8.2.4.1). The PIM defines the GUID as composed of a *GuidPrefix\_t* capable of holding 12 bytes, and an *EntityId\_t* capable of holding 4 bytes. This sub clause defines how the PSM maps those structures.

##### 9.3.1.1 Mapping of the GuidPrefix\_t

The PSM maps the *GuidPrefix\_t* to the following structure:

```
typedef octet GuidPrefix_t[12];
```

The reserved constant GUIDPREFIX\_UNKNOWN defined by the PIM is mapped to:

```
#define GUIDPREFIX_UNKNOWN {0x00, 0x00, 0x00, 0x00, 0x00, 0x00, 0x00, 0x00, 0x00, 0x00, 0x00, 0x00}
```

##### 9.3.1.2 Mapping of the EntityId\_t

8.2.4.3 states that the *EntityId\_t* is the unique identification of the *Endpoint* within the *Participant*. The PSM maps the *EntityId\_t* to the following structure:

[\[DDSIRTP25-17 – Editorial corrections\]](#)

```
typedef octet OctetArray3[3];
struct EntityId_t {
    OctetArray3 entityKey;
    octet entityKind;
};
```

The reserved constant ENTITYID\_UNKNOWN defined by the PIM is mapped to:

```
#define ENTITYID_UNKNOWN {{0x00, 0x00, 0x00}, 0x00}
```

The *entityKind* field within *EntityId\_t* encodes the kind of *Entity* (*Participant*, *Reader*, *Writer*, *Reader Group*, *Writer Group*) and whether the *Entity* is a built-in *Entity* (fully pre-defined by the Protocol, automatically instantiated), a user-defined *Entity* (defined by the Protocol, but instantiated by the user only as needed by the application) or a vendor-specific *Entity* (defined by a vendor-specific extension to the Protocol, can therefore be ignored by another vendor's implementation).

When not pre-defined (see below), the *entityKey* field within the *EntityId\_t* can be chosen arbitrarily by the middleware implementation as long as the resulting *EntityId\_t* is unique within the *Participant*.

The information on whether the object is a built-in entity, a vendor-specific entity, or a user-defined entity is encoded in the two most-significant bits of the *entityKind*. These two bits are set to:

- '0' for user-defined entities.
- '11' for built-in entities.
- '01' for vendor-specific entities.

Deleted: 00'

Deleted: 2.3

The information on the kind of *Entity* is encoded in the last six bits of the *entityKind* field. Table 9.1 provides a complete list of the possible values of the *entityKind* supported in version 2.5 of the protocol. These are fixed in this major version (2) of the protocol. New *entity Kinds* may be added in higher minor versions of the protocol in order to extend the model with new kinds of *Entities*.

Deleted: 2.4

Table 9.1 - entityKind octet of an EntityId\_t

Kind of Entity	User-defined Entity	Built-in Entity
unknown	0x00	0xc0
Participant	N/A	0xc1
Writer (with Key)	0x02	0xc2
Writer (no Key)	0x03	0xc3
Reader (no Key)	0x04	0xc4
Reader (with Key)	0x07	0xc7
Writer Group	0x08	0xc8
Reader Group	0x09	0xc9

### 9.3.1.3 Predefined EntityIds

As mentioned above, the entity IDs for built-in entities are fully predefined by the RTPS Protocol.

The PIM specifies that the *EntityId\_t* of a *Participant* has the pre-defined value ENTITYID\_PARTICIPANT (8.2.4.2). The corresponding PSM mapping of all pre-defined *Entity* IDs appears in Table 9.2 - EntityId\_t values fully predefined by the RTPS Protocol. The meaning of these *Entity* IDs cannot change in this major version (2) of the protocol, but future minor versions may add additional reserved *Entity* IDs.

Table 9.2 - EntityId\_t values fully predefined by the RTPS Protocol

Entity	Corresponding value for entityId_t (NAME = value)
participant	ENTITYID_PARTICIPANT = {{00,00,01},c1}
SEDPbuiltinTopicWriter	ENTITYID_SEDP_BUILTIN_TOPICS_ANNOUNCER = {{00,00,02},c2}
SEDPbuiltinTopicReader	ENTITYID_SEDP_BUILTIN_TOPICS_DETECTOR = {{00,00,02},c7}
SEDPbuiltinPublicationsWriter	ENTITYID_SEDP_BUILTIN_PUBLICATIONS_ANNOUNCER = {{00,00,03},c2}
SEDPbuiltinPublicationsReader	ENTITYID_SEDP_BUILTIN_PUBLICATIONS_DETECTOR = {{00,00,03},c7}
SEDPbuiltinSubscriptionsWriter	ENTITYID_SEDP_BUILTIN_SUBSCRIPTIONS_ANNOUNCER = {{00,00,04},c2}
SEDPbuiltinSubscriptionsReader	ENTITYID_SEDP_BUILTIN_SUBSCRIPTIONS_DETECTOR = {{00,00,04},c7}
SPDPbuiltinParticipantWriter	ENTITYID_SPDP_BUILTIN_PARTICIPANT_ANNOUNCER = {{00,01,00},c2}
SPDPbuiltinParticipantReader	ENTITYID_SPDP_BUILTIN_PARTICIPANT_DETECTOR = {{00,01,00},c7}

Deleted: 2.3

BuiltinParticipantMessageWriter	ENTITYID_P2P_BUILTIN_PARTICIPANT_MESSAGE_WRITER = {{00,02,00},c2}
BuiltinParticipantMessageReader	ENTITYID_P2P_BUILTIN_PARTICIPANT_MESSAGE_READER = {{00,02,00},c7}

### 9.3.1.3.1 EntityIds Reserved by other Specifications

Other specifications may reserve EntityIds. Table 9.3 lists the EntityIds reserved for use by other specifications and future revisions thereof.

### DDSI RTPS 2.5 - Revise list of Submessages EntityIDs and PIDs reserved for ...

Table 9.3 - EntityIds Reserved by other Specifications

Specification	Reserved EntityId
DDS-Security 1.1 (see section 7.3.7.1)	EntityIds that have both an entityKey in the range {ff, 00, 00} – {ff, ff, ff} and an entityKind in the range 0xc0-0xff (inclusive).
DDS-Security 1.1 (see section 7.3.7.1)	{{00, 02, 01}, c3} and {{00, 02, 01}, c4}
DDS-XTypes 1.2 (see section 7.6.2.3.3) DDS-XTypes 1.3 (see section 7.6.3.3.3)	{{00, 03, 00}, c3}, {{00, 03, 00}, c4}, {{00, 03, 01}, c3}, {{00, 03, 01}, c4}

### 9.3.1.4 Deprecated EntityIds in version 2.2 of the Protocol

The Discovery Protocol used in version 2.2 of the protocol deprecates the EntityIds shown in Table 9.4 - Deprecated EntityIds in version 2.2 of the protocol. These EntityIds should not be used by future versions of the protocol unless they are used with the same meaning as in versions prior to 2.2. Implementations that wish to discover earlier versions should utilize these EntityIds.

Table 9.4 - Deprecated EntityIds in version 2.2 of the protocol

Entity	Corresponding entityId
Client	0x05
Server	0x06
writerApplications	{{00,00,01},c2}
readerApplications	{{00,00,01},c7}
writerClients	{{00,00,05},c2}
readerClients	{{00,00,05},c7}
writerServices	{{00,00,06},c2}
readerServices	{{00,00,06},c7}
writerManagers	{{00,00,07},c2}
readerManagers	{{00,00,07},c7}
writerApplicationsSelf	{{00,00,08},c2}

### 9.3.1.5 Mapping of the GUID\_t

The PSM maps the *GUID\_t* to the following structure:

```
struct GUID_t {
    GuidPrefix_t guidPrefix;
    EntityId_t entityId;
}
```

```
} ;
```

Sub clause 8.2.4 states that all RTPS Entities with a DomainParticipant share the same *guidPrefix*. Furthermore 8.2.4.2 states that implementors have freedom to choose the *guidPrefix* as long as each DomainParticipant within a DDS Domain has a unique *guidPrefix*. The PIM restricts this freedom.

To comply with this specification, implementations of the RTPS protocol shall set the first two bytes of the *guidPrefix* to match their assigned *vendorId* (see 8.3.3.1.3). This ensures that the *guidPrefix* remains unique within a DDS Domain even if multiple implementations of the protocol are used. In other words, implementations of the RTPS protocol are free to use any technique they deem appropriate to generate unique values for the *guidPrefix* as long as they meet the following constraint:

```
guidPrefix[0] = vendorId[0] guidPrefix[1] = vendorId[1]
```

Future versions of the RTPS 2.x protocol shall also follow this rule for generating the *guidPrefix*.

The value of these first two bytes is set as specified above with the sole purpose of enabling the generation of unique *guidPrefix* across implementations. This value should not be relied upon for other purposes. This ensures the change does not break interoperability with previous versions of the protocol.

Use of the reserved *vendorId* is further described in 9.4.4.

The reserved constant GUID\_UNKNOWN defined by the PIM is mapped to:

```
#define GUID_UNKNOWN{ GUIDPREFIX_UNKNOWN, ENTITYID_UNKNOWN }
```

### 9.3.2 Mapping of the Types that Appear Within Submessages or Built-in Topic Data

#### DDSI RTPS 2.5-1 - SEQUENCENUMBER UNKNOWN missing from PSM

##### 9.3.2.1 IDL Definitions

The following IDL specifies the PSM mapping of the types that are introduced by the PIM that appear within messages sent by the protocol. There is no need to map the types that are used exclusively by the virtual machine, but do not appear in the messages. The subsections following the IDL provide additional information for the mapped types which require further clarification beyond the IDL type.

```
typedef unsigned long DomainId_t;

// TIME_ZERO: seconds = 0, fraction = 0
// TIME_INVALID: seconds = 0xffffffff, fraction = 0xffffffff
// TIME_INFINITE: seconds = 0xffffffff, fraction = 0xffffffff
struct Time_t {
    unsigned long seconds; // time in seconds
    unsigned long fraction; // time in sec/2^32
};

// DURATION_ZERO: seconds = 0, fraction = 0
// DURATION_INFINITE: seconds = 0x7fffffff, fraction = 0xffffffff
struct Duration_t {
    long seconds; // time in seconds
    unsigned long fraction; // time in sec/2^32
};

// VENDORID_UNKNOWN: VendorId_t[0] = 0, VendorId_t[1] = 0
typedef octet VendorId_t[2];
```

#### DDSI RTPS 2.5-1 - SEQUENCENUMBER UNKNOWN missing from PSM

```
// SEQUENCENUMBER UNKNOWN: high = -1, low = 0
// Using this structure, the 64-bit sequence number is:
```

Deleted: 2.3

```

// seq_num = high * 2^32 + low
struct SequenceNumber_t {
    long high;
    unsigned long low;
};

```

### DDSI RTPS-2 - Discriminating the reasons for a GAPI

```

struct ChangeCount_t {
    long high;
    unsigned long low;
};

typedef unsigned long FragmentNumber_t;

const long LOCATOR_KIND_INVALID = -1;
const long LOCATOR_KIND_RESERVED = 0;
const long LOCATOR_KIND_UDPv4 = 1;
const long LOCATOR_KIND_UDPv6 = 2;
const unsigned long LOCATOR_PORT_INVALID = 0;

// LOCATOR_ADDRESS_INVALID: {0,0,0,0,0,0,0,0,0,0,0,0,0,0,0,0}
// LOCATOR_INVALID: kind = LOCATOR_KIND_INVALID
//                  port = LOCATOR_PORT_INVALID
//                  address = LOCATOR_ADDRESS_INVALID
struct Locator_t {
    long kind;
    unsigned long port;
    octet address[16];
};

// The values of the following constants as defined in the DDS Specification
// should be mapped to the below values before being sent on the wire.
const long BEST_EFFORT = 1;
const long RELIABLE = 2;
typedef long ReliabilityKind_t;

typedef long Count_t;

// The implementations following this version of the document
// implement protocol version 2.4
struct ProtocolVersion_t {
    octet major;
    octet minor;
};

typedef octet KeyHash_t[16];
typedef octet StatusInfo_t[4];
typedef short ParameterId_t;

struct ContentFilterProperty_t {
    string<256> contentFilteredTopicName;
    string<256> relatedTopicName;
    string<256> filterClassName;
    string filterExpression;
    sequence<string> expressionParameters;
};

typedef sequence<long> FilterResult_t;
typedef long FilterSignature_t[4];
typedef sequence<FilterSignature_t> FilterSignatureSequence;
struct ContentFilterInfo_t {
    FilterResult_t filterResult;
};

```

Deleted: 2.3

```

    FilterSignatureSequence filterSignatures;
};

struct Property_t {
    string name;
    string value;
};

typedef string EntityName_t;

struct OriginalWriterInfo_t {
    GUID_t originalWriterGUID;
    SequenceNumber_t originalWriterSN;
    ParameterList originalWriterQos;
};

typedef octet GroupDigest_t[4];

/* The following bitmask identifies protocol-specific builtin endpoints.
Vendor-specific builtin endpoints may be identified by a new vendor-specific
ParameterId. Refer to section 9.6.2.2.1 ParameterId space for the range of
ParameterIds that are available for vendor-specific extensions.
*/
bitmask BuiltinEndpointSet_t {
    @position(0) DISC_BUILTIN_ENDPOINT_PARTICIPANT_ANNOUNCER,
    @position(1) DISC_BUILTIN_ENDPOINT_PARTICIPANT_DETECTOR,
    @position(2) DISC_BUILTIN_ENDPOINT_PUBLICATIONS_ANNOUNCER,
    @position(3) DISC_BUILTIN_ENDPOINT_PUBLICATIONS_DETECTOR,
    @position(4) DISC_BUILTIN_ENDPOINT_SUBSCRIPTIONS_ANNOUNCER,
    @position(5) DISC_BUILTIN_ENDPOINT_SUBSCRIPTIONS_DETECTOR,

    /* The following have been deprecated in version 2.4 of the
specification. These bits should not be used by versions of the
protocol equal to or newer than the deprecated version unless
they are used with the same meaning as in versions prior to the
deprecated version.
    @position(6) DISC_BUILTIN_ENDPOINT_PARTICIPANT_PROXY_ANNOUNCER,
    @position(7) DISC_BUILTIN_ENDPOINT_PARTICIPANT_PROXY_DETECTOR,
    @position(8) DISC_BUILTIN_ENDPOINT_PARTICIPANT_STATE_ANNOUNCER,
    @position(9) DISC_BUILTIN_ENDPOINT_PARTICIPANT_STATE_DETECTOR,
    */

    @position(10) BUILTIN_ENDPOINT_PARTICIPANT_MESSAGE_DATA_WRITER,
    @position(11) BUILTIN_ENDPOINT_PARTICIPANT_MESSAGE_DATA_READER,

    /* Bits 12-15 have been reserved by the DDS-Xtypes 1.2 Specification
and future revisions thereof.
Bits 16-27 have been reserved by the DDS-Security 1.1 Specification
and future revisions thereof.
    */

    @position(28) DISC_BUILTIN_ENDPOINT_TOPICS_ANNOUNCER,
    @position(29) DISC_BUILTIN_ENDPOINT_TOPICS_DETECTOR
};

bitmask BuiltinEndpointQos_t {
    @position(0) BEST_EFFORT_PARTICIPANT_MESSAGE_DATA_READER
};

// PROTOCOL RTPS:
// ProtocolId_t[0] = 'R'

```

Deleted: 2.3



```
// ProtocolId_t[1] = 'T'
// ProtocolId_t[2] = 'P'
// ProtocolId_t[3] = 'S'
typedef octet ProtocolId_t[4];
```

### **DDSI RTPS 2.5-12 - Inclusion of Message Size & CRC as part of DDSI/RTS Messages**

```
// RTPS HeaderExtension
typedef unsigned long MessageLength_t;
const MessageLength_t MESSAGE_LENGTH_INVALID = 0;

typedef octet UExtension4_t[4];
typedef octet WExtension8_t[8];

typedef octet Checksum32_t[4];
typedef octet Checksum64_t[8];
typedef octet Checksum128_t[16];
```

#### **9.3.2.2 Time\_t**

The representation of the time is the one defined by the IETF Network Time Protocol (NTP) Standard (IETF RFC 1305). In this representation, time is expressed in seconds and fractions of seconds using the formula:

$$\text{time} = \text{seconds} + (\text{fraction} / 2^{(32)})$$

### **DDSI RTPS 2.5-12 - Inclusion of Message Size & CRC as part of DDSI/RTS Messages**

#### **9.3.2.3 Duration\_t**

The representation of the time is the one defined by the IETF Network Time Protocol (NTP) Standard (IETF RFC 1305). In this representation, time is expressed in seconds and fractions of seconds using the formula:

$$\text{time} = \text{seconds} + (\text{fraction} / 2^{(32)})$$

Versions of the RTPS specification previous to version 2.4 did not specify the representation of Duration\_t, therefore implementations should take into account the vendor and protocol version when interpreting these fields.

#### **9.3.2.4 Locator\_t**

If the Locator\_t kind is LOCATOR\_KIND\_UPDv4, the address contains an IPv4 address. In this case, the leading 12 octets of the address must be zero. The last 4 octets are used to store the IPv4 address. The mapping between the dot-notation "a.b.c.d" of an IPv4 address and its representation in the address field of a Locator\_t is:

$$\text{address} = (0, 0, 0, 0, 0, 0, 0, 0, 0, 0, 0, 0, 0, a, b, c, d)$$

If the Locator\_t kind is LOCATOR\_KIND\_UPDv6, the address contains an IPv6 address. IPv6 addresses typically use a shorthand hexadecimal notation that maps one-to-one to the 16 octets in the address field. For example, the representation of the IPv6 address "FF00:4501:0:0:0:0:32" is:

$$\text{address} = (0xff, 0, 0x45, 0x01, 0, 0, 0, 0, 0, 0, 0, 0, 0, 0, 0, 0x32)$$

The range of Locator\_t kinds has been divided into the following ranges:

- 0x00000003 - 0x01ffffff (inclusive) are reserved for vendor-specific Locator\_t kinds and will not be used by any future versions of the RTPS protocol.
- 0x02000000 - 0x02ffffff (inclusive) are reserved for future use by the RTPS specification
- 0x03000000 and greater are reserved for Locator\_t kinds that identify a transport developed by a third-party (i.e., are neither vendor nor protocol-specific) and will not be used by any future versions of the RTPS protocol.

#### **9.3.2.5 GroupDigest\_t**

This type is used to represent a group of Entities belonging to the same Participant. The representation uses the IDL structure EntityIdSet\_t defined below:

```
typedef octet OctetArray3[3];
```

Deleted: The time origin is represented by the reserved value TIME\_ZERO and corresponds to the UNIX prime epoch 0h, 1 January 1970.

Deleted: 2.3

```

struct {
    OctetArray3 entityKey;
    octet entityKind;
};
struct EntityIdSet_t {
    sequence<EntityId_t> entityIds;
};

```

In the construction of the *entityIds* sequence, the values are sorted by increasing values of the *EntityId\_t*. To perform the ordering the *EntityId\_t*, which is 4 octets, is re-interpreted as if it was the little-endian serialized representation of a 32-bit signed integer (the IDL4 int32 primitive type).

The *GroupDigest\_t* is computed from an *EntityIdSet\_t* by first computing a 128 bit MD5 Digest (IETF RFC 1321) applied to the CDR Big-Endian serialization of the structure *EntityIdSet\_t*. The *GroupDigest\_t* is the leading 4 octets of the MD5 Digest.

The empty group is represented by a zero value of the *GroupDigest\_t*. It is not computed as the hash of the serialized empty sequence.

## [DDSI RTP25-12 - Inclusion of Message Size & CRC as part of DDSI/RTPS Messages]

### 9.3.2.6 Checksum32\_t, Checksum64\_t, Checksum128\_t

These types are used to represent checksums of various lengths: *Checksum32\_t* represents a 32-bit checksum. *Checksum64\_t* and *Checksum128\_t* represent a 64-bit, and 128-bit checksum, respectively.

```

typedef octet Checksum32_t[4];
typedef octet Checksum64_t[8];
typedef octet Checksum128_t[16];

```

### 9.3.2.7 MessageLength\_t

This type is used to represent the length of an RTPS message. The representation uses a 32-bit unsigned integer.

```

typedef unsigned long MessageLength_t;

```

### 9.3.2.8 UExtension4\_t

This type is used to represent an undefined 4-byte value.

```

typedef octet UExtension4_t;

```

### 9.3.2.9 WExtension8\_t

This type is used to represent an undefined 8-byte value.

```

typedef octet WExtension8_t;

```

## [DDSI RTP25-1 - SEQUENCENUMBER UNKNOWN missing from PSM]

### 9.3.2.10 SequenceNumber\_t

This type is used to represent a 64-bit sequence number.

The sequence number is represented using a structure that contains two 32-bit integers: **high** and **low**.

```

struct SequenceNumber_t {
    long high;
    unsigned long low;
};

```

The 64-bit sequence number is obtained using the formula:

```

sequence number = low + high * 2^(32)

```

Deleted: 2.3

### 9.3.2.11 ChangeCount t

#### [DDSIRTP25-2 - Discriminating the reasons for a GAP]

This type is used to represent a 64-bit count.

The change count is represented using a structure that contains two 32-bit integers: **high** and **low**.

```
struct ChangeCount t {
    long high;
    unsigned long low;
};
```

The 64-bit count is obtained using the formula:

```
change count = low + high * 2^(32)
```

### 9.3.2.12 BuiltinEndpointSet t

#### [DDSIRTP25-25 - Revise list of Submessages EntityIDs and PIDs reserved for ...]

This type is used to represent a list of builtin endpoints.

The set of endpoints is represented using a bitmap. Each bit in the bitmap represents a specific builtin endpoint:

```
bitmask BuiltinEndpointSet t {
    @position(0) DISC BUILTIN ENDPOINT PARTICIPANT ANNOUNCER,
    @position(1) DISC BUILTIN ENDPOINT PARTICIPANT DETECTOR,
    @position(2) DISC BUILTIN ENDPOINT PUBLICATIONS ANNOUNCER,
    @position(3) DISC BUILTIN ENDPOINT PUBLICATIONS DETECTOR,
    @position(4) DISC BUILTIN ENDPOINT SUBSCRIPTIONS ANNOUNCER,
    @position(5) DISC BUILTIN ENDPOINT SUBSCRIPTIONS DETECTOR,

    /* Positions 6-9 were deprecated in version 2.4 */

    @position(10) BUILTIN ENDPOINT PARTICIPANT MESSAGE DATA WRITER,
    @position(11) BUILTIN ENDPOINT PARTICIPANT MESSAGE DATA READER,

    /* Positions 12-15 are reserved by DDS-Xtypes 1.2 and revisions */
    /* Positions 16-27 are reserved by DDS-Security 1.1 and revisions */

    @position(28) DISC BUILTIN ENDPOINT TOPICS ANNOUNCER,
    @position(29) DISC BUILTIN ENDPOINT TOPICS DETECTOR
};
```

Other DDS specifications may also define builtin endpoints and may communicate their presence setting bits within the **BuiltinEndpointSet t**.

- Positions 12-15 are reserved by DDS-XTypes 1.2 and its revisions thereof, see DDS-XTypes 1.2 clause 7.6.2.3.4 and DDS-XTypes 1.3 clause 7.6.3.3.4.
- Positions 16-27 are reserved by DDS-Security 1.1 and revisions thereof, see DDS-Security 1.1 clause 7.4.1.4.

## 9.4 Mapping of the RTPS Messages

### 9.4.1 Overall Structure

Sub clause 8.3.3 in the PIM defined the overall structure of a **Message** as composed of a leading **Header** followed by a variable number of **Submessages**.

Deleted: 2.3



```
typedef VendorId_t VendorId;
```

Following the CDR encoding, the wire representation of the **VendorId** SubmessageElement is:

```
VendorId:
0...2.....8.....16
+---+---+---+---+---+---+---+---+---+---+---+---+---+---+---+---+
|   octet vendorId[2]   |
+-----+-----+-----+-----+-----+-----+-----+-----+
```

#### 9.4.2.4 ProtocolVersion

The PSM mapping for the **ProtocolVersion** SubmessageElement defined in 8.3.5.3 is given by the following IDL definition:

```
typedef ProtocolVersion_t ProtocolVersion;
```

Following the CDR encoding, the wire representation of the **ProtocolVersion** SubmessageElement is:

```
ProtocolVersion:
0...2.....8.....16
+---+---+---+---+---+---+---+---+---+---+---+---+---+---+---+---+
| octet major | octet minor |
+-----+-----+-----+-----+-----+-----+-----+-----+
```

#### 9.4.2.5 SequenceNumber

The PSM mapping for the **SequenceNumber** SubmessageElement defined in 8.3.5.4 is given by the following IDL definition:

```
typedef SequenceNumber_t SequenceNumber;
```

Following the CDR encoding, the wire representation of the **SequenceNumber** SubmessageElement is:

```
SequenceNumber:
0...2.....8.....16.....24.....32
+---+---+---+---+---+---+---+---+---+---+---+---+---+---+---+---+
|           long           high           |
+-----+-----+-----+-----+-----+-----+-----+-----+
| unsigned long   low   |
+-----+-----+-----+-----+-----+-----+-----+-----+
```

#### 9.4.2.6 SequenceNumberSet

The PSM maps the **SequenceNumberSet** SubmessageElement defined in 8.3.5.5 to the following structure:

```
typedef sequence<long, 8> LongSeq8;

struct SequenceNumberSet {
    SequenceNumber_t bitmapBase;
    LongSeq8 bitmap;
};
```

The above structure offers a compact representation encoding a set of up to 256 sequence numbers. The representation of the **SequenceNumberSet** includes the first sequence number in the set (*bitmapBase*) and a *bitmap* of up to 256 bits. The number of bits in the *bitmap* is denoted by numBits. The value of each bit in the *bitmap* indicates whether the SequenceNumber obtained by adding the offset of the bit to the *bitmapBase* is included (bit=1) or excluded (bit=0) from the **SequenceNumberSet**.

Deleted: 2.3

More precisely a **SequenceNumber** 'seqNum' belongs to the **SequenceNumberSet** 'seqNumSet,' if and only if the following two conditions apply:

```
seqNumSet.bitmapBase <= seqNum < seqNumSet.bitmapBase
    + seqNumSet.numBits(bitmap[deltaN/ 32]
    & (1 << (31 - deltaN%32))) == (1 << (31 - deltaN%32))
```

where

```
deltaN = seqNum - seqNumSet.bitmapBase
```

A valid **SequenceNumberSet** must satisfy the following conditions:

- bitmapBase >= 1
- 0 <= numBits <= 256
- there are M=(numBits+31)/32 longs containing the pertinent bits This document uses the following notation for a specific bitmap:

```
bitmapBase/numBits:bitmap
```

In the *bitmap*, the bit corresponding to sequence number *bitmapBase* is on the left. The ending "0" bits can be represented as one "0."

For example, in *bitmap* "1234/12:00110", *bitmapBase*=1234 and *numBits*=12. The bits apply as follows to the sequence numbers:

Table 9.5 - Example of bitmap: meaning of "1234/12:00110"

SequenceNumber	Bit
1234	0
1235	0
1236	1
1237	1
1238-1245	0

The wire representation of the **SequenceNumberSet** SubmessageElement is:

```
SequenceNumberSet:
0...2.....8.....16.....24.....32
+-----+-----+-----+-----+-----+-----+-----+-----+
|                                     |
+-----+-----+-----+-----+-----+-----+-----+-----+
|                                     |
|               SequenceNumber bitmapBase               |
+-----+-----+-----+-----+-----+-----+-----+-----+
|               unsigned long      numBits               |
+-----+-----+-----+-----+-----+-----+-----+-----+
|               long      bitmap[0]                       |
+-----+-----+-----+-----+-----+-----+-----+-----+
|               long      bitmap[1]                       |
+-----+-----+-----+-----+-----+-----+-----+-----+
|               ...                                       |
+-----+-----+-----+-----+-----+-----+-----+-----+
|               long      bitmap[M-1]  M = (numBits+31)/32 |
+-----+-----+-----+-----+-----+-----+-----+-----+
```

The *numBits* field encodes both the number of significant bits and the number of bitmap elements. Due to this optimization, this SubmessageElement does not follow CDR encoding.

Deleted: 2.3

### 9.4.2.7 FragmentNumber

The PSM mapping for the **FragmentNumber** SubmessageElement defined in 8.3.5.6 is given by the following IDL definition:

```
typedef FragmentNumber_t FragmentNumber;
```

Following the CDR encoding, the wire representation of the **FragmentNumber** SubmessageElement is:

```
FragmentNumber:
0...2.....8.....16.....24.....32
+-----+-----+-----+-----+-----+-----+-----+-----+
|                unsigned long   value                |
+-----+-----+-----+-----+-----+-----+-----+-----+-----+
```

### 9.4.2.8 FragmentNumberSet

The PSM maps the **FragmentNumberSet** SubmessageElement defined in 8.3.5.7 to the following structure:

```
typedef sequence<long, 8> LongSeq8; struct
FragmentNumberSet {
    FragmentNumber_t
    bitmapBase; LongSeq8
    bitmap;
};
```

The above structure offers a compact representation encoding a set of up to 256 fragment numbers. The representation of the **FragmentNumberSet** includes the first fragment number in the set (*bitmapBase*) and a *bitmap* of up to 256 bits. The interpretation matches that of a **SequenceNumberSet**.

The wire representation of the **FragmentNumberSet** SubmessageElement is:

```
FragmentNumberSet
0...2.....8.....16.....24.....32
+-----+-----+-----+-----+-----+-----+-----+-----+
|                fragmentNumber  bitmapBase                |
+-----+-----+-----+-----+-----+-----+-----+-----+
|                unsigned long   numBits                    |
+-----+-----+-----+-----+-----+-----+-----+-----+
|                long            bitmap[0]                  |
+-----+-----+-----+-----+-----+-----+-----+-----+
|                long            bitmap[1]                  |
+-----+-----+-----+-----+-----+-----+-----+-----+
|                ...                                          |
+-----+-----+-----+-----+-----+-----+-----+-----+
|                long            bitmap[M-1]  M = (numBits+31)/32 |
+-----+-----+-----+-----+-----+-----+-----+-----+
```

The *numBits* field encodes both the number of significant bits and the number of bitmap elements. Due to this optimization, this SubmessageElement does not follow CDR encoding.

### 9.4.2.9 Timestamp

The PSM mapping for the **Timestamp** SubmessageElement defined in 8.3.5.8 is given by the following IDL definition:

```
typedef Time_t Timestamp;
```

Following the CDR encoding, the wire representation of the **Timestamp** SubmessageElement is:

Deleted: 2.3

```

Timestamp:
0...2.....8.....16.....24.....31
+-----+-----+-----+-----+
|               long           seconds          |
+-----+-----+-----+-----+
|               unsigned long   fraction        |
+-----+-----+-----+-----+

```

#### 9.4.2.10 LocatorList

The PSM mapping for the **LocatorList** SubmessageElement defined in 8.3.5.16 is given by the following IDL definition:

```
typedef sequence<Locator_t, 8> LocatorList;
```

Following the CDR encoding, the wire representation of the **LocatorList** SubmessageElement is:

```

LocatorList:
0...2.....8.....16.....24.....31
+-----+-----+-----+-----+
|               unsigned long   numLocators     |
+-----+-----+-----+-----+
|               Locator_t       locator_1       |
~               ...             ~               |
~               Locator_t       locator_numLocators ~
+-----+-----+-----+-----+

```

Where each **Locator\_t** has the following wire representation:

```

+-----+-----+-----+-----+
|               long           kind             |
+-----+-----+-----+-----+
|               unsigned long   port           |
+-----+-----+-----+-----+
|
+
|
+               octet         address[16]      |
|
+
+-----+-----+-----+-----+

```

#### 9.4.2.11 ParameterList

[\[DDSIRTP25-12 - Inclusion of Message Size & CRC as part of DDSI/RTPS Messages\]](#)

A **ParameterList** contains a list of **Parameters**, each identified by a *parameterId*, optionally terminated with a sentinel.

[\[DDSIRTP25-12 - Inclusion of Message Size & CRC as part of DDSI/RTPS Messages\]](#)

##### 9.4.2.11.1 Serialized Wire Representation

Each **Parameter** within the **ParameterList** starts aligned on a 4-byte boundary with respect to the start of the **ParameterList**.

The IDL representation for each **Parameter** is:

```

typedef short ParameterId_t;

struct Parameter {
    ParameterId_t parameterId;
    short length;
    octet value[length]; // Pseudo-IDL: array of non-const length
}

```

Deleted: 2.3



```
};
```

The *parameterId* identifies the type of parameter.

The *length* encodes the number of octets following the *length* to reach the ID of the next parameter (or the ID of the sentinel). Because every *parameterId* starts on a 4-byte boundary, the *length* is always a multiple of four.

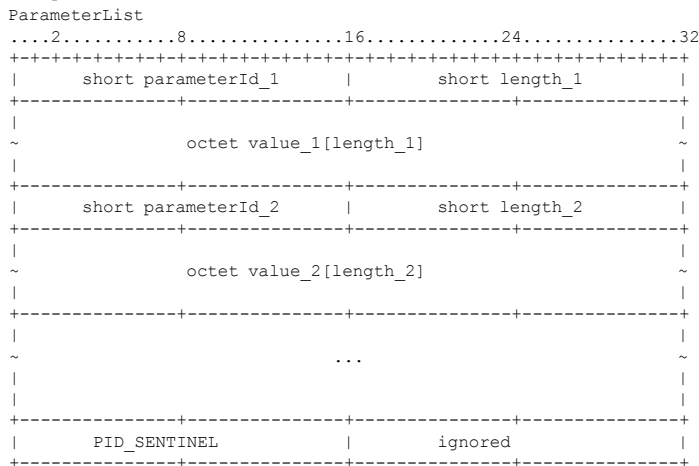
The *value* contains the CDR representation of the Parameter type that corresponds to the specified *parameterId*.

For alignment purposes, the CDR stream is logically reset for each parameter value (i.e., no initial padding is required) after the *parameterId* and *length* are serialized.

The **ParameterList** may contain multiple Parameters with the same value for the *parameterId*. This is used to provide a collection of values for that kind of Parameter.

The use of **ParameterList** representation makes it possible to extend the protocol and introduce new parameters and still be able to preserve interoperability with earlier versions of the protocol.

The wire representation for the **ParameterList** is:



There are two predefined values of the *parameterId*:

```

#define PID_PAD (0)
#define PID_SENTINEL (1)

```

The PID\_SENTINEL is used to terminate the parameter list and its length is ignored. The PID\_PAD is used to enforce alignment of the parameter that follows and its length can be anything (as long as it is a multiple of 4).

**DDSI RTPS 25-12 - Inclusion of Message Size & CRC as part of DDSI/RTSPS Messages**

The presence of the PID\_SENTINEL is required in situations where it is not possible to determine the end of the ParameterList by some other mechanism.

- The presence of the PID\_SENTINEL is not required in the ParameterList that appears in the HeaderExtension. See 9.4.5.2.
- The presence of the PID\_SENTINEL is required in all other cases.

The complete set of possible values for the *parameterId* in version 2.5 of the protocol appears in 9.6.4

Deleted: 2.4

Deleted: 9.6.49.6.3

Deleted: 2.3

**[DDSI RTPS-12 - Inclusion of Message Size & CRC as part of DDSI/RTPS Messages]**

**9.4.2.11.2. ParameterId space**

[DDSI RTPS-17 – Editorial corrections]

As described in 9.4.2.11.1, the ParameterId space is 16 bits wide. In order to accommodate vendor specific options and future extensions to the protocol, the ParameterId space is partitioned into multiple subspaces. The ParameterId subspaces are listed in Table 9.6.

**[DDSI RTPS-12 - Inclusion of Message Size & CRC as part of DDSI/RTPS Messages]**

Table 9.6 - ParameterId subspaces

Bit	Value	Meaning
ParameterId & 8000 (Reserved or Vendor Specific)	0	Reserved ParameterId.
	1	Vendor-specific ParameterId. Will not be recognized by other vendors' implementations.
ParameterId & 4000 (Ignore or Must Understand)	0	If the ParameterId is not recognized, skip and ignore the parameter.
	1	If the ParameterId is not recognized, treat it as an error. If the ParameterId appears in the HeaderExtension, ignore the entire RTPS message. If the ParameterId appears in any other Submessage, ignore the Submessage and continue with the next Submessage in the RTPS message, if any.

The first subspace division enables vendor-specific ParameterIds. Future minor versions of the RTPS protocol can add new parameters up to a maximum ParameterId of 0x7fff.

The range 0x8000 to 0xffff is reserved for vendor-specific options and will not be used by any future versions of the protocol.

Other specifications may reserve portions of the protocol-specific range of ParameterIds. Table 9.7 lists the ParameterIds reserved for use by other specifications and future revisions thereof. Other specifications may reserve portions of the protocol-specific range of ParameterIds. Table 9.7 lists the ParameterIds reserved for use by other specifications and future revisions thereof.

Table 9.7 - ParameterIds Reserved by other Specifications (all ranges are inclusive)

Specification	Reserved ParameterIds
DDS-Security 1.1	0x1000-0x10ff and 0x5000-0x50ff
DDS-XTypes 1.2	<ul style="list-style-type: none"> <li>• 0x0069</li> <li>• 0x0072-0x0075</li> <li>• 0x3f01-0x3fff</li> <li>• 0x7f01-0x7fff</li> </ul>

For backwards compatibility, both subspaces are subdivided again. If a ParameterId is expected, but not present, the protocol will assume the default value. Similarly, if a ParameterId is present but not recognized, the protocol will either skip and ignore the parameter or treat the parameter as an incompatible QoS. The actual behavior depends on the ParameterId value, see Table 9.6.

Moved (insertion) [1]

Deleted: 9.4.2.11

Deleted: Table 9.6 Table 9.12

Deleted: 612

Deleted: MSB

Deleted: the parameter as an incompatible QoS

Deleted: ¶  
In this case, no communication will be established between the two Entities.

Deleted: Table 9.7 Table 9.13

Deleted: Table 9.7 Table 9.13

Deleted: 713

Deleted: Table 9.6 Table 9.12


Deleted: 2.3

#### 9.4.2.12 SerializedPayload

A **SerializedPayload** SubmessageElement contains the serialized representation of either value of an application- defined data-object or the value of the key that uniquely identifies the data-object.

The specification of the process used to encode the application-level data-type into a serialized byte-stream is not strictly part of the RTPS protocol. For the purpose of interoperability, all implementations must however use a consistent representation (See, 10 Serialized Payload Representation).

The wire representation for the **SerializedPayload** is:

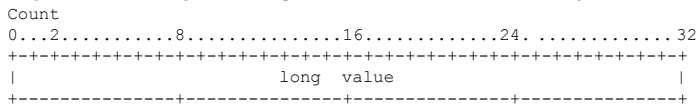


#### 9.4.2.13 Count

The PSM maps the **Count** SubmessageElement defined in 8.3.5.10 to the structure:

```
typedef Count_t Count;
```

Following the CDR encoding, the wire representation of the **Count** SubmessageElement is:



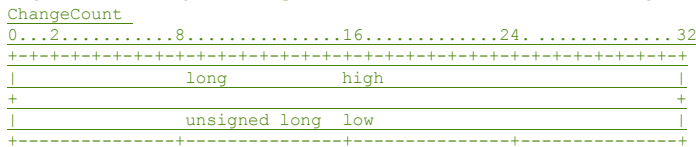
#### 9.4.2.14 ChangeCount

##### DDSI RTPS-2 - Discriminating the reasons for a GAP

The PSM maps the **ChangeCount** SubmessageElement defined in 8.3.5.11 to the structure:

```
typedef ChangeCount_t ChangeCount;
```

Following the CDR encoding, the wire representation of the **ChangeCount** SubmessageElement is:



##### DDSI RTPS-12 - Inclusion of Message Size & CRC as part of DDSI/RTPS Messages

#### 9.4.2.15 Checksum

The **Checksum** submessage element only appears as part of the **HeaderExtension** submessage. Depending on the value of the *ChecksumFlags* that appear in the **HeaderExtension** flags, see 9.4.5.2.1.

The PSM maps the **Checksum** SubmessageElement defined in 8.3.5.12 to one of three structures: *Checksum32 t*, *Checksum64 t*, or *Checksum128 t*.

This format and interpretation of the **Checksum** is described in Table 9.8.

##### DDSI RTPS-34 - Change the CRC-64 polynomial introduced in issue DDSI RTPS-12

Deleted: 2.3

Table 9.8 – Format and interpretation of the Checksum

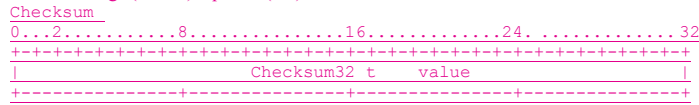
<u>ChecksumFlags</u> <u>(C1, C2)</u>	<u>Format</u>	<u>Interpretation</u>
<u>0, 0</u>	<u>N/A</u>	<u>The messageChecksum is not included in the HeaderExtension</u>
<u>0, 1</u>	<u>Checksum32 t</u>	<u>The messageChecksum is a 32-bit checksum. It shall hold the big-endian representation of the CRC-32C (Castagnoli) checksum of the RTPS message.</u> <u>The result of the CRC calculation is a 32-bit integer. It shall be serialized into the 4-bytes of the Checksum32_t type using CDR big endian encoding.</u>
<u>1, 0</u>	<u>Checksum64 t</u>	<u>The messageChecksum is a 64-bit checksum. It shall hold the big-endian representation of the CRC-64/XZ checksum of the RTPS message.</u> <u>The result of the CRC calculation is a 64-bit integer. It shall be serialized into the 8-bytes of the Checksum64_t type using CDR big endian encoding.</u>
<u>1, 1</u>	<u>Checksum128 t</u>	<u>The messageChecksum is a 128-bit checksum. It shall hold the MD5 digest of the RTPS message.</u>

**Deleted:** The CRC-32C shall be computed using the algorithm defined in IETF RFC 4960 Appendix B. This corresponds to the use of the CRC divisor (a.k.a. polynomial) shown below:  
 $x^{32} + x^{28} + x^{27} + x^{26} + x^{25} + x^{23} + x^{22} + x^{20} + x^{19} + x^{18} + x^{14} + x^{13} + x^{11} + x^{10} + x^9 + x^8 + x^6 + 1$

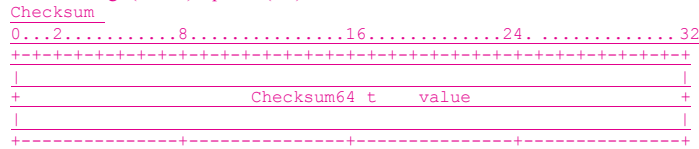
**Deleted:** The CRC-64 shall be computed using the algorithm defined in ISO/IEC 13239:2002. This corresponds to the use of the CRC divisor (a.k.a. polynomial) shown below:  
 $x^{64} + x^4 + x^3 + x + 1$

Following the CDR encoding, the wire representation of the **Checksum** SubmessageElement is one of the following:


For ChecksumFlags (C1,C2) equal to (0,1)



For ChecksumFlags (C1,C2) equal to (1,0)



For ChecksumFlags (C1,C2) equal to (1,1)



Note that as specified 8.3.7.2, the checksum shall be computed over the content of the RTPS **Message**, which includes the RTPS **Header** and **HeaderExtension** submessage. Moreover, for the purpose of computing the checksum, all the bytes of the *messageChecksum* field in the RTPS **HeaderExtension** shall be set to zero.

**9.4.2.15.1 CRC Computation Parameters**

**[[DDSIRTP25-34 - Change the CRC-64 polynomial introduced in issue DDSIRTP25-12]**

**Deleted:** 2.3

The full specification of the CRC checksum computation requires specifying the following parameters:

- **CRC result width.** The number of bits used to encode the resulting checksum.
- **Polynomial.** The polynomial used for the CRC computation. It may be represented explicitly, or using more compact representations, such as, msbit-first (also known as the 'normal' representation) and lsbit-first (also known as 'reversed' representation).
- **Input data reflected.** Boolean value that defines whether the bits of each input byte are reflected before being processed.
- **Result data reflected.** Boolean value that defines whether the bits of the result are reflected. The result is reflected over a number of bits that correspond to the CRC result width. That is, over 32-bit for a CRC-32 and 64 bits for a CRC-64.
- **Initial value.** Integer value that defines the start condition for the CRC algorithm. The integer has the same bit size as the CRC result width. That is, 32-bits for a CRC-32 and 64 bits for a CRC-64.
- **Final XOR value.** This Value is XORed at the end of the computation, resulting in the value of the checksum.

**9.4.2.15.2 Parameters used by Checksum32\_t**

**[[DDSIRTP25-34 - Change the CRC-64 polynomial introduced in issue DDSIRTP25-12]]**

The parameters and the algorithm used shall correspond to the CRC-32C algorithm defined in IETF RFC 4960 Appendix B[6]. These parameters are shown in the table below:

Table 9.9 – Parameters used in the Checksum32\_t computation (CRC-32C)

Parameter	Value
CRC result width	32 bits
Polynomial	Normal representation: 0x1EDC6F41 Explicit representation: $x^{32} + x^{28} + x^{27} + x^{26} + x^{25} + x^{23} + x^{22} + x^{20} + x^{19} + x^{18} + x^{14} + x^{13} + x^{11} + x^{10} + x^9 + x^8 + x^6 + 1$
Input data reflected	TRUE
Result data reflected	TRUE
Initial value	0xFFFFFFFF
Final XOR value	0xFFFFFFFF

The following table illustrates the results of computing the checksum on various inputs.

Table 9.10 – Example Checksum32\_t computation

Input bytes	CRC-32C value	Checksum32_t bytes
0x00 0x00 0x00 0x00	0x48674BC7	0x48 0x67 0x4B 0xC7
0xFF 0xFF 0xFF 0xFF	0xFFFFFFFF	0xFF 0xFF 0xFF 0xFF
0x33 0x22 0x55 0xAA 0xBB 0xCC 0xDD 0xEE 0xFF	0xB59CA09B	0xB5 0x9C 0xA0 0x9B

Deleted: 2.3

**9.4.2.15.3 Parameters used by Checksum64 t**

**[DDSIRTP25-34 - Change the CRC-64 polynomial introduced in issue DDSIRTP25-12]**

The parameters and algorithm used shall be as defined in the AUTOSAR Classic Platform release R20-11, Specification of CRC Routines, section 7.2.4 “64-bit CRC Calculation [7]. This corresponds to the CRC-64/XZ parameters shown in the table below. The polynomial used is also known as the ECMA-182 CRC-64 polynomial.

Table 9.11 – Parameters used in the Checksum64 t computation (CRC-64/XZ)

Parameter	Value
CRC result width	64 bits
Polynomial	Normal representation: 0x42F0E1EBA9EA3693 Explicit representation: $x^{64} + x^{62} + x^{57} + x^{55} + x^{54} + x^{53} + x^{52} + x^{47} + x^{46} + x^{45} + x^{40} + x^{39} + x^{38} + x^{37} + x^{35} + x^{33} + x^{32} + x^{31} + x^{29} + x^{27} + x^{24} + x^{23} + x^{22} + x^{21} + x^{19} + x^{17} + x^{13} + x^{12} + x^{10} + x^9 + x^7 + x^4 + x + 1$
Input data reflected	TRUE
Result data reflected	TRUE
Initial value	0xFFFFFFFFFFFFFFFF
Final XOR value	0xFFFFFFFFFFFFFFFF

The following table illustrates the results of computing the checksum on various inputs.

Table 9.12 – Example Checksum64 t computation

Input bytes	CRC-64/XZ value	Checksum64 t bytes
0x00 0x00 0x00 0x00	0xF4A586351E1B9F4B	0xF4 0xA5 0x86 0x35 0x1E 0x1B 0x9F 0x4B
0xFF 0xFF 0xFF 0xFF	0xFFFFFFFF00000000	0xFF 0xFF 0xFF 0xFF 0x00 0x00 0x00 0x00
0x33 0x22 0x55 0xAA 0xBB 0xCC 0xDD 0xEE 0xFF	0x701ECEB219A8E5D5	0x70 0x1E 0xCE 0xB2 0x19 0xA8 0xE5 0xD5

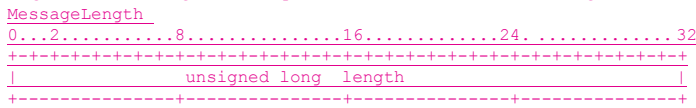
**9.4.2.16 MessageLength**

**[DDSIRTP25-12 - Inclusion of Message Size & CRC as part of DDSI/RTPS Messages]**

The PSM maps the **MessageLength** SubmessageElement defined in 8.3.5.13 to the structure:

```
typedef MessageLength t MessageLength;
```

Following the CDR encoding, the wire representation of the **Length** SubmessageElement is:



**9.4.2.17 UExtension4**

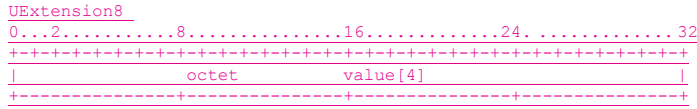
**[DDSIRTP25-12 - Inclusion of Message Size & CRC as part of DDSI/RTPS Messages]**

The PSM maps the **Port** SubmessageElement defined in 8.3.5.14 to the structure:

```
typedef UExtension4 t UExtension4;
```

Deleted: 2.3

Following the CDR encoding, the wire representation of the **UExtension4** SubmessageElement is:



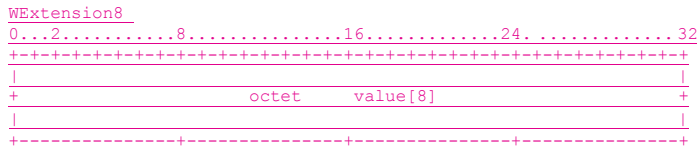
### 9.4.2.18 WExtension8

#### [DDSI RTPS 25-12 - Inclusion of Message Size & CRC as part of DDSI/RTPS Messages]

The PSM maps the **Port** SubmessageElement defined in 8.3.5.15 to the structure:

```
typedef WExtension8 t WExtension8;
```

Following the CDR encoding, the wire representation of the **WExtension8** SubmessageElement is:

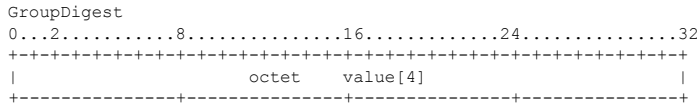


### 9.4.2.19 GroupDigest

The PSM maps the **GroupDigest** SubmessageElement defined in 8.3.5.10 to the structure:

```
typedef GroupDigest_t GroupDigest;
```

Following the CDR encoding, the wire representation of the **GroupDigest** SubmessageElement is:



## 9.4.3 Additional SubmessageElements

In addition to the SubmessageElements introduced by the PIM, the UDP PSM introduces the following additional SubmessageElements.

### 9.4.3.1 LocatorUDPv4

The **LocatorUDPv4** SubmessageElement is identical to a **LocatorList** SubmessageElement containing a single locator of kind `LOCATOR_KIND_UDPv4`. **LocatorUDPv4** is introduced to provide a more compact representation when using UDP on IPv4.

Table 9.13- Structure of the LocatorUDPv4 SubmessageElement

field	type	meaning
<i>value</i>	LocatorUDPv4_t	A single IPv4 address and port.

The PSM maps the **LocatorUDPv4** SubmessageElement to the structure:

```
typedef LocatorUDPv4_t LocatorUDPv4;
```

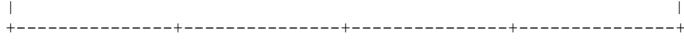
Following the CDR encoding, the wire representation of the **LocatorUDPv4** SubmessageElement is:

Deleted: 97

Deleted: 2.3







This general structure cannot change in this major version (2) of the protocol. The following sub clauses discuss each member of the **SubmessageHeader** in more detail.

### 9.4.5.1.1 SubmessageId

This octet identifies the kind of **Submessage**. Submessages with IDs 0x00 to 0x7f (inclusive) are protocol-specific. They are defined as part of the RTPS protocol. Version 2.5 defines the following Submessages:

#### DDSIRTP25-12 - Inclusion of Message Size & CRC as part of DDSI/RTPS Messages

```
enum SubmessageKind {
    @value(0x00) RTPS_HE, /* HeaderExtension */
    @value(0x01) PAD, /* Pad */
    @value(0x06) ACKNACK, /* AckNack */
    @value(0x07) HEARTBEAT, /* Heartbeat */
    @value(0x08) GAP, /* Gap */
    @value(0x09) INFO_TS, /* InfoTimestamp */
    @value(0x0c) INFO_SRC, /* InfoSource */
    @value(0x0d) INFO_REPLY_IP4, /* InfoReplyIp4 */
    @value(0x0e) INFO_DST, /* InfoDestination */
    @value(0x0f) INFO_REPLY, /* InfoReply */
    @value(0x12) NACK_FRAG, /* NackFrag */
    @value(0x13) HEARTBEAT_FRAG, /* HeartbeatFrag */
    @value(0x15) DATA, /* Data */
    @value(0x16) DATA_FRAG, /* DataFrag */
};
```

- Deleted: 2.4
- Formatted: Font: 10 pt
- Deleted: →→= 0x01
- Deleted: = 0x06,
- Deleted: = 0x07,
- Deleted: = 0x08,
- Deleted: = 0x09,
- Deleted: = 0x0c,
- Deleted: = 0x0d,
- Deleted: = 0x0e,
- Deleted: = 0x0f,
- Deleted: = 0x12,
- Deleted: = 0x13,
- Deleted: = 0x15,
- Deleted: = 0x16,

The meaning of the Submessage IDs cannot be modified in this major version (2). Additional Submessages can be added in higher minor versions. Submessages with ID's 0x80 to 0xff (inclusive) are vendor-specific; they will not be defined by future versions of the protocol. Their interpretation is dependent on the *vendorId* that is current when the Submessage is encountered.

#### 9.4.5.1.1.1 Submessage Ranges Reserved by other Specifications

Other specifications may reserve portions of the protocol-specific range of Submessage IDs. Table 9.14 lists the Submessage IDs reserved for use by other specifications and future revisions thereof.

Table 9.14- Submessage IDs Reserved by other Specifications (all ranges are inclusive)

Specification	Reserved Submessage IDs
DDS-Security 1.1	0x30-0x3f

- Deleted: Table 9.10Table 9.8
- Deleted: 108

#### 9.4.5.1.2 flags

Sub clause 8.3.3.3 in the PIM defines the *EndiannessFlag* as a flag present in all Submessages that indicates the endianness used to encode the Submessage. The PSM maps the *EndiannessFlag* flag into the least-significant bit (LSB) of the *flags*. This bit is therefore always present in all **Submessages** and represents the endianness used to encode the information in the **Submessage**. The *EndiannessFlag* is represented with the literal 'E'. E=0 means big-endian, E=1 means little-endian.

- Deleted: 8.3.3.38.3.3.2

The value of the *EndiannessFlag* can be obtained from the expression:

```
E = SubmessageHeader.flags & 0x01
```

Other bits in the *flags* have interpretations that depend on the type of **Submessage**.

In the following descriptions of the **Submessages**, the character 'X' is used to indicate a flag that is unused in version 2.5 of the protocol. Implementations of RTPS version 2.5 should set these to zero when sending and ignore these when receiving. Higher minor versions of the protocol can use these flags.

- Deleted: 2.4
- Deleted: 2.4
- Deleted: 2.3

**9.4.5.1.3 octetsToNextHeader**

The representation of this field is a CDR unsigned short (ushort).

In case *octetsToNextHeader* > 0, it is the number of octets from the first octet of the contents of the Submessage until the first octet of the header of the next **Submessage** (in case the **Submessage** is not the last **Submessage** in the **Message**) OR it is the number of octets remaining in the **Message** (in case the **Submessage** is the last **Submessage** in the **Message**). An interpreter of the **Message** can distinguish these two cases as it knows the total length of the **Message**.


In case *octetsToNextHeader*==0 and the kind of Submessage is NOT PAD or INFO\_TS, the **Submessage** is the last **Submessage** in the **Message** and extends up to the end of the **Message**. This makes it possible to send Submessages larger than 64k (the size that can be stored in the *octetsToNextHeader* field), provided they are the last **Submessage** in the **Message**.

In case the *octetsToNextHeader*==0 and the kind of Submessage is PAD or INFO\_TS, the next **Submessage** header starts immediately after the current **Submessage** header OR the PAD or INFO\_TS is the last **Submessage** in the **Message**.

**9.4.5.2 HeaderExtension Submessage**

**[DDSI RTP25-12 - Inclusion of Message Size & CRC as part of DDSI/RTPS Messages]**

Sub clause 8.3.7 in the PIM defines the logical contents of **HeaderExtension** Submessage. The PSM maps the **HeaderExtension** Submessage to the following wire representation:



**9.4.5.2.1 Flags in the Submessage Header**

**[DDSI RTP25-12 - Inclusion of Message Size & CRC as part of DDSI/RTPS Messages]**

In addition to the *EndiannessFlag*, The **HeaderExtension** Submessage introduces the *LengthFlag*, *TimestampFlag*, *UExtension4Flag*, *WExtension8Flag*, *ChecksumFlags* and *ParametersFlag*. See 8.3.7.2.

The *LengthFlag* is represented with the literal 'L'. L=1 means the **HeaderExtension** includes the *messageLength*.

The value of the *LengthFlag* can be obtained from the expression:

Deleted: 2.3



The value of the *FinalFlag* can be obtained from the expression:

```
F = SubmessageHeader.flags & 0x02
```

#### 9.4.5.4 Data Submessage

Sub clause [8.3.8.2](#) in the PIM defines the logical contents of the **Data** Submessage. The PSM maps the **Data** Submessage into the following wire representation:

Deleted: 8.3.8.28.3.7.2

```
0...2.....8.....16.....24.....32
+---+---+---+---+---+---+---+---+---+---+---+---+---+---+---+---+
|  DATA      |X|X|X|N|K|D|Q|E|  octetsToNextHeader  |
+---+---+---+---+---+---+---+---+---+---+---+---+---+---+---+---+
|  Flags      |  extraFlags  |  octetsToInlineQos  |
+---+---+---+---+---+---+---+---+---+---+---+---+---+---+---+---+
|              |  EntityId  |  readerId  |
+---+---+---+---+---+---+---+---+---+---+---+---+---+---+---+---+
|              |  EntityId  |  writerId  |
+---+---+---+---+---+---+---+---+---+---+---+---+---+---+---+---+
+              |  SequenceNumber  |  writerSN  |
+---+---+---+---+---+---+---+---+---+---+---+---+---+---+---+---+
~              |  ParameterList  |  inlineQos  | [only if Q==1] ~
+---+---+---+---+---+---+---+---+---+---+---+---+---+---+---+---+
~ SerializedPayload  serializedPayload | [only if D=1 || K=1] ~
+---+---+---+---+---+---+---+---+---+---+---+---+---+---+---+---+
```

##### 9.4.5.4.1 Flags in the Submessage Header

In addition to the *EndiannessFlag*, The **Data** Submessage introduces the *InlineQosFlag*, *DataFlag*, and *Key* (see [8.3.8.3.2](#)). The PSM maps these flags as follows:

Deleted: 8.3.8.3.28.3.7.3.2

The *InlineQosFlag* is represented with the literal 'Q.' Q=1 means that the **Data** Submessage contains the *inlineQos* SubmessageElement.

The value of the *InlineQosFlag* can be obtained from the expression:

```
Q = SubmessageHeader.flags & 0x02
```

The *DataFlag* is represented with the literal 'D.' The value of the *DataFlag* can be obtained from the expression.

```
D = SubmessageHeader.flags & 0x04
```

The *KeyFlag* is represented with the literal 'K.' The value of the *KeyFlag* can be obtained from the expression.

```
K = SubmessageHeader.flags & 0x08
```

The *DataFlag* is interpreted in combination with the *KeyFlag* as follows:

- D=0 and K=0 means that there is no *serializedPayload* SubmessageElement.
- D=1 and K=0 means that the *serializedPayload* SubmessageElement contains the serialized Data.
- D=0 and K=1 means that the *serializedPayload* SubmessageElement contains the serialized Key.
- D=1 and K=1 is an invalid combination in this version of the protocol.

The *NonStandardPayloadFlag* is represented with the literal 'N.' The value of the *NonStandardPayloadFlag* can be obtained from the expression.

```
N = SubmessageHeader.flags & 0x10
```

##### 9.4.5.4.2 extraFlags

The *extraFlags* field provides space for an additional 16 bits of flags beyond the 8 bits provided as in the submessage header. These additional bits will support evolution of the protocol without compromising backwards compatibility.

This version of the protocol should set all the bits in the *extraFlags* to zero.

Deleted: 2.3

### 9.4.5.4.3 octetsToInlineQos

The representation of this field is a CDR unsigned short (ushort).

The *octetsToInlineQos* field contains the number of octets starting from the first octet immediately following this field until the first octet of the inlineQos SubmessageElement. If the *inlineQos* SubmessageElement is not present (i.e., the *InlineQosFlag* is not set), then *octetsToInlineQos* contains the offset to the next field after the *inlineQos*.

Implementations of the protocol that are processing a received submessage should always use the *octetsToInlineQos* to skip any submessage header elements it does not expect or understand and continue to process the *inlineQos* SubmessageElement (or the first submessage element that follows *inlineQos* if the *inlineQos* is not present). This rule is necessary so that the receiver will be able to interoperate with senders that use future versions of the protocol which may include additional submessage headers before the *inlineQos*.

### 9.4.5.5 DataFrag Submessage

Sub clause 8.3.8.3 in the PIM defines the logical contents of the **DataFrag** Submessage. The PSM maps the **DataFrag**

Deleted: 8.3.8.38.3.7.3

Submessage into the following wire representation:

0...2.....8.....16.....24.....32		
DATA_FRAG	X X X X N K Q E	octetsToNextHeader
Flags	extraFlags	octetsToInlineQos
EntityId	readerId	
EntityId	writerId	
+ SequenceNumber	writerSN	+
FragmentNumber	fragmentStartingNum	
ushort fragmentsInSubmessage	ushort	fragmentSize
unsigned long	sampleSize	
~ ParameterList	inlineQos	[only if Q==1]
~ SerializedPayload	serializedPayload	~

#### 9.4.5.5.1 Flags in the Submessage Header

In addition to the *EndiannessFlag*, The **DataFrag** Submessage introduces the *KeyFlag* and *InlineQosFlag* (see 8.3.8.1.2). The PSM maps these flags as follows:

Deleted: 8.3.8.1.28.3.7.1.2

The *InlineQosFlag* is represented with the literal 'Q'. Q=1 means that the **DataFrag** Submessage contains the inlineQos SubmessageElement.

The value of the *InlineQosFlag* can be obtained from the expression:

```
Q = SubmessageHeader.flags & 0x02
```

The *KeyFlag* is represented with the literal 'K.'

The value of the *KeyFlag* can be obtained from the expression:

```
K = SubmessageHeader.flags & 0x04
```

Deleted: 2.3

K=0 means that the serializedPayload SubmessageElement contains the serialized Data. K=1 means that the serializedPayload SubmessageElement contains the serialized Key.

The *NonStandardPayloadFlag* is represented with the literal 'N.' The value of the *NonStandardPayloadFlag* can be obtained from the expression.

$N = \text{SubmessageHeader.flags} \& 0x08$

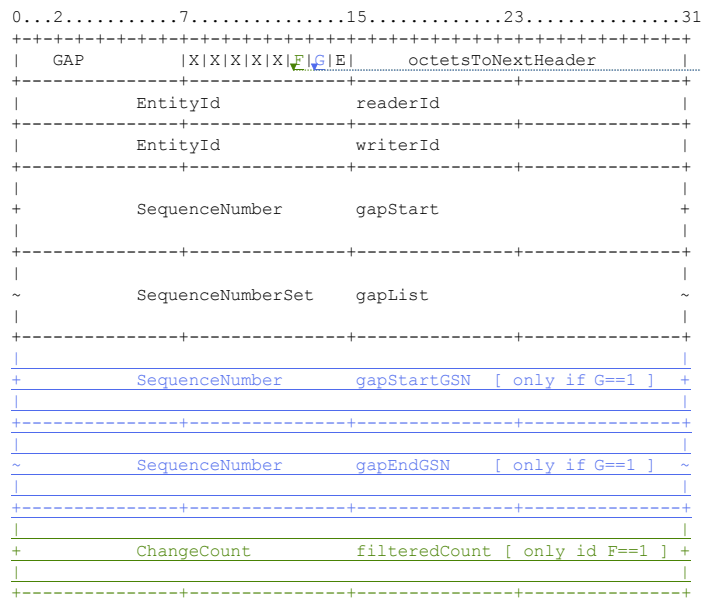
### 9.4.5.6 Gap Submessage

Sub clause 8.3.8.4 in the PIM defines the logical contents of the **Gap** Submessage. The PSM maps the **Gap** Submessage into the following wire representation:

Deleted: 8.3.8.48.3.7.4

#### DDSI RTP25-2 - Discriminating the reasons for a GAP

#### DDSI RTP25-7 - PSM and PIM description of Gap message not matching



Deleted: x

Deleted: x

#### 9.4.5.6.1 Flags in the Submessage Header

#### DDSI RTP25-2 - Discriminating the reasons for a GAP

#### DDSI RTP25-7 - PSM and PIM description of Gap message not matching

In addition to the *EndiannessFlag*, the **Gap** Submessage introduces the *GroupInfoFlag* (8.3.8.4.2) and the *FilteredCountFlag*.

Deleted: 8.3.8.4.28.3.7.4.2

Deleted: This Submessage has no flags in addition to the *EndiannessFlag*.

The PSM maps the *GroupInfoFlag* flag into the 2nd least-significant bit (LSB) of the flags.

The *GroupInfoFlag* is represented with the literal 'G. G=1 means the **Gap** also includes a *gapStartGSN* and a *gapEndGSN*.

The value of the *GroupInfoFlag* can be obtained from the expression:

$G = \text{SubmessageHeader.flags} \& 0x02$

Deleted: 2.3

The PSM maps the *FilteredCountFlag* flag into the 3rd least-significant bit (LSB) of the flags.

The *FilteredCountFlag* is represented with the literal 'F'. F=1 means the *Gap* also includes a *filteredCount*.

The value of the *FilteredCountFlag* can be obtained from the expression:

$$F = \text{SubmessageHeader.flags} \& 0x04$$

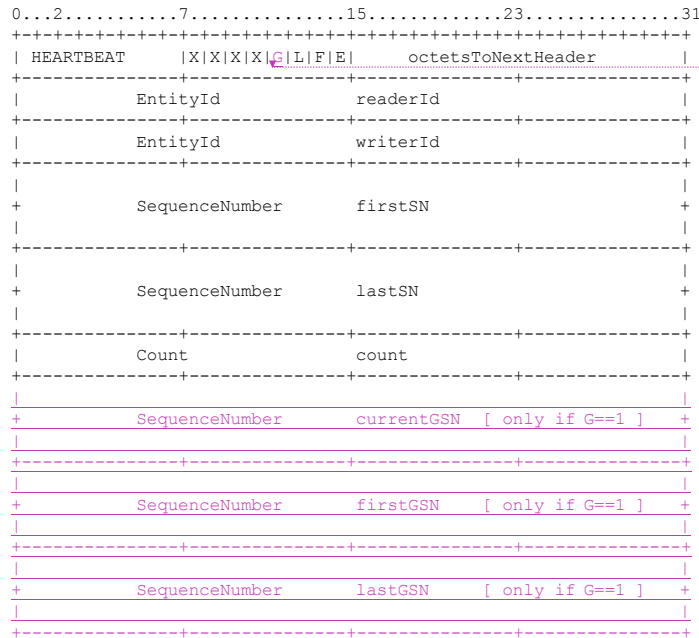
### 9.4.5.7 HeartBeat Submessage

Sub clause 8.3.8.6 in the PIM defines the logical contents of the **HeartBeat** Submessage. The PSM maps the

Deleted: 8.3.8.68.3.7.5

**HeartBeat** Submessage into the following wire representation:

#### [DDSI RTP25-10 - 8.3.7.5 / 9.4.5.6 HeartBeat Submessage]



Deleted: x

#### 9.4.5.7.1 Flags in the Submessage Header

#### [DDSI RTP25-10 - 8.3.7.5 / 9.4.5.6 HeartBeat Submessage]

In addition to the *EndiannessFlag*, the **HeartBeat** Submessage introduces the *FinalFlag*, the *LivelinessFlag* and the *GroupInfoFlag* (8.3.8.6.2). The PSM maps the *FinalFlag* flag into the 2nd least-significant bit (LSB) of the flags, the *LivelinessFlag* into the 3rd least-significant bit (LSB) of the flags, and the *GroupInfoFlag* into the 4th least-significant bit (LSB) of the flags.

Deleted: and

Deleted: 8.3.6.2

Deleted: and

The *FinalFlag* is represented with the literal 'F'. F=1 means the *Writer* does not require a response from the *Reader*. F=0 means the *Reader* must respond to the **HeartBeat** message.

The value of the *FinalFlag* can be obtained from the expression:

Deleted: 2.3

F = SubmessageHeader.flags & 0x02

The *LivelinessFlag* is represented with the literal 'L'. L=1 means the DDS DataReader associated with the RTPS *Reader* should refresh the 'manual' liveliness of the DDS DataWriter associated with the RTPS *Writer* of the message. The value of the *LivelinessFlag* can be obtained from the expression:

L = SubmessageHeader.flags & 0x04

**[DDSIRTP25-10 - 8.3.7.5 / 9.4.5.6 HeartBeat Submessage]**

The *GroupInfoFlag* is represented with the literal 'G'. G=1 means the **HeartBeat** includes the *currentGSN*, *firstGSN*, and *lastGSN*. The value of the *LivelinessFlag* can be obtained from the expression:

G = SubmessageHeader.flags & 0x08

**9.4.5.8 HeartBeatFrag Submessage**

Sub clause 8.3.8.7 in the PIM defines the logical contents of the **HeartBeatFrag** Submessage. The PSM maps the **HeartBeatFrag** Submessage into the following wire representation:

Deleted: 8.3.8.78.3.7.7

0	...	2	...	8	...	16	...	24	...	32	
HEARTBEAT_FRAG		X X X X X X E		octetsToNextHeader							
EntityId				readerId							
EntityId				writerId							
SequenceNumber				writerSN							
FragmentNumber				lastFragmentNum							
Count				count							

**9.4.5.8.1 Flags in the Submessage Header**

The **HeartBeatFrag** Submessage introduces no other flags in addition to the *EndiannessFlag*.

**9.4.5.9 InfoDestination Submessage**

Sub clause 8.3.8.8 in the PIM defines the logical contents of the **InfoDestination** Submessage. The PSM maps the **InfoDestination** Submessage into the following wire representation:

Deleted: 8.3.8.88.3.7.8

0	...	2	...	8	...	16	...	24	...	32	
INFO_DST		X X X X X X E		octetsToNextHeader							
GuidPrefix				guidPrefix							

**9.4.5.9.1 Flags in the Submessage Header**

This Submessage has no flags in addition to the *EndiannessFlag*.

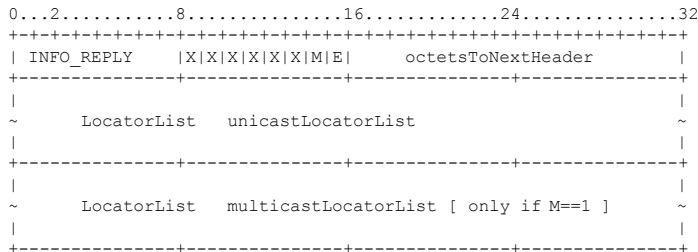
**9.4.5.10 InfoReply Submessage**

Sub clause 8.3.8.9 in the PIM defines the logical contents of the **InfoReply** Submessage. The PSM maps the **InfoReply** Submessage into the following wire representation:

Deleted: 8.3.8.98.3.7.9

Deleted: 2.3





**9.4.5.10.1 Flags in the Submessage Header**

In addition to the *EndiannessFlag*, The **InfoReply** Submessage introduces the *MulticastFlag* (8.3.6.2). The PSM maps the *MulticastFlag* flag into the 2nd least-significant bit (LSB) of the flags.

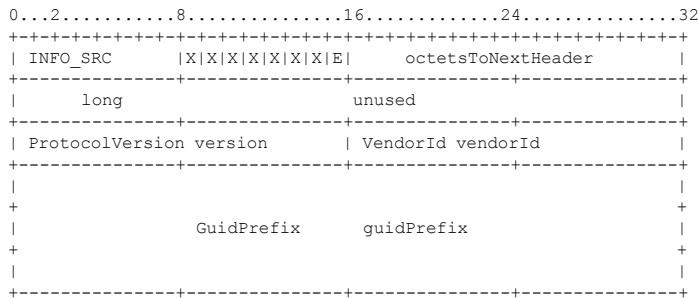
The *MulticastFlag* is represented with the literal 'M'. M=1 means the **InfoReply** also includes a *multicastLocatorList*. The value of the *MulticastFlag* can be obtained from the expression:

```
M = SubmessageHeader.flags & 0x02
```

**9.4.5.11 InfoSource Submessage**

Sub clause [8.3.8.10](#) in the PIM defines the logical contents of the **InfoSource** Submessage. The PSM maps the **InfoSource** Submessage into the following wire representation:

Deleted: 8.3.8.108.3.7.10



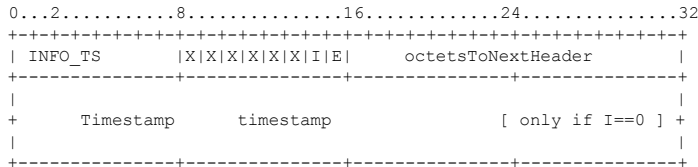
**9.4.5.11.1 Flags in the Submessage Header**

This Submessage has no flags in addition to the *EndiannessFlag*.

**9.4.5.12 InfoTimestamp Submessage**

Sub clause [8.3.8.11](#) in the PIM defines the logical contents of the **InfoTimestamp** Submessage. The PSM maps the **InfoTimestamp** Submessage into the following wire representation:

Deleted: 8.3.8.118.3.7.11



Deleted: 2.3

#### 9.4.5.12.1 Flags in the Submessage Header

In addition to the *EndiannessFlag*, The **InfoTimestamp** Submessage introduces the *InvalidateFlag* (8.3.6.2). The PSM maps the *InvalidateFlag* flag into the 2nd least-significant bit (LSB) of the flags.

The *InvalidateFlag* is represented with the literal 'I'. I=0 means the **InfoTimestamp** also includes a *timestamp*. I=1 means subsequent Submessages should not be considered to have a valid timestamp.

The value of the *InvalidateFlag* can be obtained from the expression:

```
I = SubmessageHeader.flags & 0x02
```

#### 9.4.5.13 Pad Submessage

Sub clause 8.3.8.13 in the PIM defines the logical contents of the **Pad** Submessage. The PSM maps the **Pad** Submessage into the following wire representation:

```

0...2.....8.....16.....24.....32
+-----+-----+-----+-----+
| PAD      |X|X|X|X|X|X|E| octetsToNextHeader |
+-----+-----+-----+-----+

```

Deleted: 8.3.8.138.3.7.13

#### 9.4.5.13.1 Flags in the Submessage Header

This Submessage has no flags in addition to the *EndiannessFlag*.

#### 9.4.5.14 NackFrag Submessage

Sub clause 8.3.8.12 in the PIM defines the logical contents of the **NackFrag** Submessage. The PSM maps the **NackFrag** Submessage into the following wire representation:

```

0...2.....8.....16.....24.....32
+-----+-----+-----+-----+
| NACK_FRAG |X|X|X|X|X|X|E| octetsToNextHeader |
+-----+-----+-----+-----+
| EntityId  | readerId |
+-----+-----+-----+-----+
| EntityId  | writerId |
+-----+-----+-----+-----+
| SequenceNumber | writerSN |
+-----+-----+-----+-----+
| ~ FragmentNumberSet | fragmentNumberState | ~
+-----+-----+-----+-----+
| Count     | count    |
+-----+-----+-----+-----+

```

Deleted: 8.3.8.128.3.7.12

#### 9.4.5.14.1 Flags in the Submessage Header

This Submessage has no flags in addition to the *EndiannessFlag*.

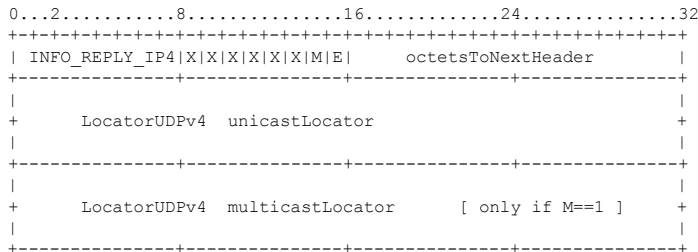
#### 9.4.5.15 InfoReplyIp4 Submessage (PSM specific)

The **InfoReplyIp4** Submessage is an additional Submessage introduced by the UDP PSM.

Its use and interpretation are identical to those of an **InfoReply** Submessage containing a single unicast and possibly a single multicast locator, both of kind `LOCATOR_KIND_UDPv4`. It is provided for efficiency reasons and can be used instead of the **InfoReply** Submessage to provide a more compact representation.

The PSM maps the **InfoReplyIp4** Submessage into the following wire representation:

Deleted: 2.3



### 9.4.5.15.1 Flags in the Submessage Header

In addition to the *EndiannessFlag*, The **InfoReplyIp4** Submessage introduces the *MulticastFlag*. The PSM maps the *MulticastFlag* flag into the 2nd least-significant bit (LSB) of the flags.

[\[DDSIRTP25-17 – Editorial corrections\]](#)

The *MulticastFlag* is represented with the literal 'M'. M=1 means the **InfoReplyIp4** also includes a *multicastLocator*.

The value of the *MulticastFlag* can be obtained from the expression:

```
M = SubmessageHeader.flags & 0x02
```

Deleted: R

## 9.5 Mapping to UDP/IP Transport Messages

When RTPS is used over UDP/IP, a **Message** is the contents (payload) of exactly one UDP/IP Datagram.

## 9.6 Mapping of the RTPS Protocol

### 9.6.1 ParameterId definitions in the HeaderExtension

[\[DDSIRTP25-12 - Inclusion of Message Size & CRC as part of DDSI/RTPS Messages\]](#)

This version of the protocol does not specify any ParameterId that may appear in the HeaderExtension.

The ParameterId space for parameters in the HeaderExtension shall be as specified in 9.4.2.11.2 Compliant implementations encountering an unrecognized ParameterId within the HeaderExtension shall either skip and the parameter or reject the entire RTPS Message, as specified in Table 9.6.

Deleted: Table .Table .Table .Table .Table .Table 9.6

### 9.6.2 Default Locators

#### 9.6.2.1 Discovery traffic

Discovery traffic is the traffic generated by the Participant and Endpoint Discovery Protocols. For the Simple Discovery Protocols (SPDP and SEDP), discovery traffic is the traffic exchanged between the built-in *Endpoints*.

The SPDP built-in *Endpoints* are configured using well-known ports (see 8.5.3.4). The UDP PSM maps these well-known ports to the port number expressions listed in [Table 9.15](#).

Table 9.15 - Ports used by built-in Endpoints

Discovery traffic type	SPDP well-known port	Default port number expression
Multicast	SPDP_WELL_KNOWN_MULTICAST_PORT	PB + DG * domainId + d0

Deleted: Table 9.11 Table 9.9

Deleted: 119

Deleted: 2.3

Unicast	SPDP_WELL_KNOWN_UNICAST_PORT	$PB + DG * domainId + d1 + PG * participantId$
---------	------------------------------	--

where

domainId = DDS Domain identifier  
 participantId = Participant identifier  
 PB, DG, d0, d1 = tunable parameters (defined below)

The *domainId* and *participantId* identifiers are used to avoid port conflicts among *Participants* on the same node. Each *Participant* on the same node and in the same domain must use a unique *participantId*. In the case of multicast, all *Participants* in the same domain share the same port number, so the *participantId* identifier is not used in the port number expression.

To simplify the configuration of the SPDP, *participantId* values ideally start at 0 and are incremented for each additional *Participant* on the same node and in the same domain. That way, for a given domain, *Participants* can announce their presence to up to N remote *Participants* on a given node, by announcing to port numbers on that node corresponding to *participantId* 0 through N-1.

The default ports used by the SEDP built-in *Endpoints* match those used by the SPDP. If a node chooses not to use the default ports for the SEDP, it can include the new port numbers as part of the information exchanged during the SPDP.

### 9.6.2.2 User traffic

User traffic is the traffic exchanged between user-defined Endpoints (i.e., non-built-in *Endpoints*). As such, it pertains to all the traffic that is not related to discovery. By default, user-defined *Endpoints* use the port number expressions listed in [Table 9.16](#).

Table 9.16 - Ports used by user-defined Endpoints

User traffic type	Default port number expression
Multicast	$PB + DG * domainId + d2$
Unicast	$PB + DG * domainId + d3 + PG * participantId$

User-defined Endpoints may choose to not use the default ports. In that case, remote Endpoints obtain the port number as part of the information exchanged during the Simple Endpoint Discovery Protocol.

### 9.6.2.3 Default Port Numbers

[\[DDSIRTP25-17 – Editorial corrections\]](#)

The port number expressions use the following parameters:

DG = DomainId Gain  
 PG = ParticipantId Gain  
 PB = Port Base number  
 d0, d1, d2, d3 = additional offsets

Implementations must expose these parameters so they can be customized by the user.

In order to enable out-of-the-box interoperability, the following default values must be used:

PB = 7400  
 DG = 250  
 PG = 2  
 d0 = 0  
 d1 = 10  
 d2 = 1  
 d3 = 11

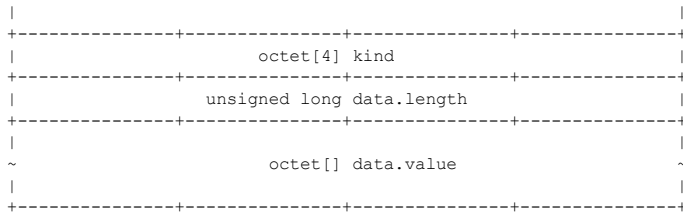
Deleted: Table 9.12Table 9.10

Deleted: 1210

Deleted: s

Deleted: 2.3





### 9.6.3.2 Simple Discovery Protocol built-in Endpoints

The Discovery Module within the PIM (8.5) defines the DataTypes *SPDPdiscoveredParticipantData*, *DiscoveredWriterData*, *DiscoveredReaderData*, and *DiscoveredTopicData*. These types define the logical contents of the data sent between the RTPS built-in Endpoints.

The PSM maps these types into the following IDL:

```

struct SPDPdiscoveredParticipantData {
    DDS::ParticipantBuiltinTopicData ddsParticipantData;
    ParticipantProxy participantProxy;
    Duration_t leaseDuration;
};

struct DiscoveredWriterData {
    DDS::PublicationBuiltinTopicData ddsPublicationData;
    WriterProxy mWriterProxy;
};

struct DiscoveredReaderData {
    DDS::SubscriptionBuiltinTopicData ddsSubscriptionData;
    ReaderProxy mReaderProxy;
    ContentFilterProperty_t contentFilter;
};

struct DiscoveredTopicData {
    DDS::TopicBuiltinTopicData ddsTopicData;
};

```

where each DDS built-in topic data type is defined by the DDS specification.

The discovery data is sent using standard **Data** Submessages. In order to allow for QoS extensibility while preserving interoperability between versions of the protocol, the wire-representation of the *SerializedData* within the **Data** Submessage uses the format of a **ParameterList** SubmessageElement. That is, the *SerializedData* contains each QoS and other information within a separate parameter identified by a ParameterId. Within each parameter, the parameter value is represented using CDR.

For example, in order to add a vendor-specific Endpoint Discovery Protocol (EDP) in the *SPDPdiscoveredParticipantData*, a vendor could define a vendor-specific parameterId and use it to add a new parameter to the **ParameterList** contained in *SPDPdiscoveredParticipantData*. The presence of this parameterId would denote support for the corresponding EDP. As this is a vendor-specific parameterId, other vendors' implementations would simply ignore the parameter and the information it contains. The parameter itself would contain any additional data required by the vendor-specific EDP represented using CDR.

Deleted: 2.3

For optimization, implementations of the protocol shall not include a parameter in the Data submessage if it contains information that is redundant with other parameters already present in that same Data submessage. As a result of this optimization an implementation shall omit the serialization of the parameters listed in [Table 9.17](#).

The key-only messages for the built-in topics are defined as follows. In the case of a DATA submessage containing the *SPDPdiscoveredParticipantData* with KeyFlag=1, the only parameterId present within the *ParameterList* shall be the PID\_PARTICIPANT\_GUID. In the case of a DATA submessage containing one of *SEDPdiscoveredPublicationData*, *SEDPdiscoveredSubscriptionData*, or *SEDPdiscoveredTopicData* with KeyFlag=1, the only parameterId present within the *ParameterList* shall be the PID\_ENDPOINT\_GUID.

Table 9.17 - Omitted Builtin Endpoint Parameters

BuiltInEndpoint	Parameter that shall be omitted	Parameter where the information on the omitted parameter can be found
SPDPdiscoveredParticipantData	ParticipantProxy::guidPrefix	ParticipantBuiltinTopicData::key
DiscoveredReaderData	ReaderProxy::remoteReaderGuid	SubscriptionBuiltinTopicData::key
DiscoveredWriterData	WriterProxy::remoteWriterGuid	PublicationBuiltinTopicData::key

For example, an implementation of the protocol sending DATA message containing the *SPDPdiscoveredParticipantData*, *SEDPdiscoveredPublicationData*, or *SEDPdiscoveredSubscriptionData* shall omit the parameter that contains the guidPrefix. The implementation of the protocol in the receiver side shall derive this value from the “key” parameter which is one of the following: “ParticipantBuiltinTopicData::key”, “SubscriptionBuiltinTopicData::key”, or “PublicationBuiltinTopicData::key”.


### 9.6.3.2.1 ParameterID values

[\[DDSIRTP25-12 - Inclusion of Message Size & CRC as part of DDSI/RTPS Messages\]](#)

[\[DDSIRTP25-12 - Inclusion of Message Size & CRC as part of DDSI/RTPS Messages\]](#)

[Table 9.18](#) summarizes the list of ParameterIDs used for the data for the built-in Entities. [\[DDSIRTP25-3 - Incomplete specification of how a Publisher and ... identified\]](#)

[Table 9.19](#) lists the Entities to which each parameterID applies and its default value. [Unrecognized parameterIDs shall be treated as specified in Table 9.6](#).

[\[DDSIRTP25-3 - Incomplete specification of how a Publisher and ... identified\]](#)

[\[DDSIRTP25-12 - Inclusion of Message Size & CRC as part of DDSI/RTPS Messages\]](#)

Table 9.18 - ParameterId Values

Name	ID	Type
<i>PID_PAD</i>	<i>0x0000</i>	<i>N/A</i>
<i>PID_SENTINEL</i>	<i>0x0001</i>	<i>N/A</i>
<i>PID_USER_DATA</i>	<i>0x002c</i>	<i>UserDataQosPolicy</i>

Deleted: Table 9.13 Table 9.11

Deleted: 1311

Moved up [1]: [<#>ParameterId space](#)  
 As described in 9.4.2.11, the ParameterId space is 16 bits wide. In order to accommodate vendor specific options and future extensions to the protocol, the ParameterId space is partitioned into multiple subspaces. The ParameterId subspaces are listed in [Table 9.12](#).  
[Table 9.12 - ParameterId subspaces](#)  
 Bit

Deleted: [<#>Bit](#) ... [14]

Deleted: ParameterId & 8000 (MSB) ... [15]

Deleted: 1 ... [16]

Deleted: Table 9.14

Deleted: Table 9.15

Deleted: Table .Table .Table .Table .Table .Table .Table 9.6

Deleted: 14

Deleted: 2.3

<i>PID_TOPIC_NAME</i>	<i>0x0005</i>	<i>string&lt;256&gt;</i>
<i>PID_TYPE_NAME</i>	<i>0x0007</i>	<i>string&lt;256&gt;</i>
<i>PID_GROUP_DATA</i>	<i>0x002d</i>	<i>GroupDataQosPolicy</i>
<i>PID_TOPIC_DATA</i>	<i>0x002e</i>	<i>TopicDataQosPolicy</i>
<i>PID_DURABILITY</i>	<i>0x001d</i>	<i>DurabilityQosPolicy</i>
<i>PID_DURABILITY_SERVICE</i>	<i>0x001e</i>	<i>DurabilityServiceQosPolicy</i>
<i>PID_DEADLINE</i>	<i>0x0023</i>	<i>DeadlineQosPolicy</i>
<i>PID_LATENCY_BUDGET</i>	<i>0x0027</i>	<i>LatencyBudgetQosPolicy</i>
<i>PID_LIVELINESS</i>	<i>0x001b</i>	<i>LivelinessQosPolicy</i>
<i>PID_RELIABILITY</i>	<i>0x001a</i>	<i>ReliabilityQosPolicy<sup>3</sup></i>
<i>PID_LIFESPAN</i>	<i>0x002b</i>	<i>LifespanQosPolicy</i>
<i>PID_DESTINATION_ORDER</i>	<i>0x0025</i>	<i>DestinationOrderQosPolicy</i>
<i>PID_HISTORY</i>	<i>0x0040</i>	<i>HistoryQosPolicy</i>
<i>PID_RESOURCE_LIMITS</i>	<i>0x0041</i>	<i>ResourceLimitsQosPolicy</i>
<i>PID_OWNERSHIP</i>	<i>0x001f</i>	<i>OwnershipQosPolicy</i>
<i>PID_OWNERSHIP_STRENGTH</i>	<i>0x0006</i>	<i>OwnershipStrengthQosPolicy</i>
<i>PID_PRESENTATION</i>	<i>0x0021</i>	<i>PresentationQosPolicy</i>
<i>PID_PARTITION</i>	<i>0x0029</i>	<i>PartitionQosPolicy</i>
<i>PID_TIME_BASED_FILTER</i>	<i>0x0004</i>	<i>TimeBasedFilterQosPolicy</i>
<i>PID_TRANSPORT_PRIORITY</i>	<i>0x0049</i>	<i>TransportPriorityQoSPolicy</i>
<i>PID_⊥</i>	<i>0x000f</i>	<i>DomainId_t</i>
<i>PID_DOMAIN_TAG</i>	<i>0x4014</i>	<i>string&lt;256&gt;</i>
<i>PID_PROTOCOL_VERSION</i>	<i>0x0015</i>	<i>ProtocolVersion_t</i>
<i>PID_VENDORID</i>	<i>0x0016</i>	<i>VendorId_t</i>
<i>PID_UNICAST_LOCATOR</i>	<i>0x002f</i>	<i>Locator_t</i>
<i>PID_MULTICAST_LOCATOR</i>	<i>0x0030</i>	<i>Locator_t</i>
<i>PID_DEFAULT_UNICAST_LOCATOR</i>	<i>0x0031</i>	<i>Locator_t</i>
<i>PID_DEFAULT_MULTICAST_LOCATOR</i>	<i>0x0048</i>	<i>Locator_t</i>
<i>PID_METATRAFFIC_UNICAST_LOCATOR</i>	<i>0x0032</i>	<i>Locator_t</i>
<i>PID_METATRAFFIC_MULTICAST_LOCATOR</i>	<i>0x0033</i>	<i>Locator_t</i>
<i>PID_EXPECTS_INLINE_QOS</i>	<i>0x0043</i>	<i>boolean</i>
<i>PID_PARTICIPANT_MANUAL_LIVELINESS_COUNT</i>	<i>0x0034</i>	<i>Count_t</i>
<i>PID_PARTICIPANT_LEASE_DURATION</i>	<i>0x0002</i>	<i>Duration_t</i>
<i>PID_CONTENT_FILTER_PROPERTY</i>	<i>0x0035</i>	<i>ContentFilterProperty_t</i>
<i>PID_PARTICIPANT_GUID</i>	<i>0x0050</i>	<i>GUID_t</i>

Deleted: DOMAIN\_ID

<sup>3</sup> The encoding of DDS::ReliabilityQoSPolicy::kind is defined by RTPS::ReliabilityKind\_t (9.3.2)

Deleted: 2.3



<i>PID_GROUP_GUID</i>	0x0052	<i>GUID_t</i>
<i>PID_GROUP_ENTITY_ID</i>	0x0053	<i>EntityId_t</i>
<i>PID_BUILTIN_ENDPOINT_SET</i>	0x0058	<i>BuiltinEndpointSet_t</i>
<i>PID_BUILTIN_ENDPOINT_QOS</i>	0x0077	<i>BuiltinEndpointQos_t</i>
<i>PID_PROPERTY_LIST</i>	0x0059	<i>sequence&lt;Property_t&gt;</i>
<i>PID_TYPE_MAX_SIZE_SERIALIZED</i>	0x0060	<i>long</i>
<i>PID_ENTITY_NAME</i>	0x0062	<i>EntityName_t</i>
<i>PID_ENDPOINT_GUID</i>	0x005a	<i>GUID_t</i>

**DDSI RTPS-3 - Incomplete specification of how a Publisher and ... identified**

Table 9.19.- ParameterId mapping and default values

Name	Used For Fields	Default
<i>PID_PAD</i>	-	N/A
<i>PID_SENTINEL</i>	-	N/A
<i>PID_USER_DATA</i>	<i>ParticipantBuiltinTopicData::user_data</i> <i>PublicationBuiltinTopicData::user_data</i> <i>SubscriptionBuiltinTopicData::user_data</i>	See DDS Specification.
<i>PID_TOPIC_NAME</i>	<i>TopicBuiltinTopicData::name</i> <i>PublicationBuiltinTopicData::topic_name</i> <i>SubscriptionBuiltinTopicData::topic_name</i>	N/A
<i>PID_TYPE_NAME</i>	<i>TopicBuiltinTopicData::type_name</i> <i>PublicationBuiltinTopicData::type_name</i> <i>SubscriptionBuiltinTopicData::type_name</i>	N/A
<i>PID_GROUP_DATA</i>	<i>PublicationBuiltinTopicData::group_data</i> <i>SubscriptionBuiltinTopicData::group_data</i>	See DDS Specification.
<i>PID_TOPIC_DATA</i>	<i>TopicBuiltinTopicData::topic_data</i> <i>PublicationBuiltinTopicData::topic_data</i> <i>SubscriptionBuiltinTopicData::topic_data</i>	See DDS Specification.
<i>PID_DURABILITY</i>	<i>TopicBuiltinTopicData::durability</i> <i>PublicationBuiltinTopicData::durability</i> <i>SubscriptionBuiltinTopicData::durability</i>	See DDS Specification.
<i>PID_DURABILITY_SERVICE</i>	<i>TopicBuiltinTopicData::durability_service</i> <i>PublicationBuiltinTopicData::durability_service</i>	See DDS Specification.
<i>PID_DEADLINE</i>	<i>TopicBuiltinTopicData::deadline</i> <i>PublicationBuiltinTopicData::deadline</i> <i>SubscriptionBuiltinTopicData::deadline</i>	See DDS Specification.
<i>PID_LATENCY_BUDGET</i>	<i>TopicBuiltinTopicData::latency_budget</i> <i>PublicationBuiltinTopicData::latency_budget</i> <i>SubscriptionBuiltinTopicData::latency_budget</i>	See DDS Specification.
<i>PID_LIVELINESS</i>	<i>TopicBuiltinTopicData::liveliness</i> <i>PublicationBuiltinTopicData::liveliness</i> <i>SubscriptionBuiltinTopicData::liveliness</i>	See DDS Specification.

Deleted: 15

Deleted: 2.3

<i>PID_RELIABILITY</i>	<i>TopicBuiltinTopicData::reliability</i> <i>PublicationBuiltinTopicData::reliability</i> <i>SubscriptionBuiltinTopicData::reliability</i>	<i>See DDS Specification.</i>
<i>PID_LIFESPAN</i>	<i>TopicBuiltinTopicData::lifespan</i> <i>PublicationBuiltinTopicData::lifespan</i>	<i>See DDS Specification.</i>
<i>PID_DESTINATION_ORDER</i>	<i>TopicBuiltinTopicData::destination_order</i> <i>PublicationBuiltinTopicData::destination_order</i> <i>SubscriptionBuiltinTopicData::destination_order</i>	<i>See DDS Specification.</i>
<i>PID_HISTORY</i>	<i>TopicBuiltinTopicData::history</i>	<i>See DDS Specification.</i>
<i>PID_RESOURCE_LIMITS</i>	<i>TopicBuiltinTopicData::resource_limits</i>	<i>See DDS Specification.</i>
<i>PID_OWNERSHIP</i>	<i>TopicBuiltinTopicData::ownership</i> <i>PublicationBuiltinTopicData::ownership</i> <i>SubscriptionBuiltinTopicData::ownership</i>	<i>See DDS Specification.</i>
<i>PID_OWNERSHIP_STRENGTH</i>	<i>PublicationBuiltinTopicData::ownership_strength</i>	<i>See DDS Specification.</i>
<i>PID_PRESENTATION</i>	<i>PublicationBuiltinTopicData::presentation</i> <i>SubscriptionBuiltinTopicData::presentation</i>	<i>See DDS Specification.</i>
<i>PID_PARTITION</i>	<i>PublicationBuiltinTopicData::partition</i> <i>SubscriptionBuiltinTopicData::partition</i>	<i>See DDS Specification.</i>
<i>PID_TIME_BASED_FILTER</i>	<i>SubscriptionBuiltinTopicData::time_based_filter</i>	<i>See DDS Specification.</i>
<i>PID_DOMAIN_ID</i>	<i>ParticipantProxy::domainId</i>	<i>The domainId of the local participant receiving the SPDPdiscoveredParticipantData</i>
<i>PID_DOMAIN_TAG</i>	<i>ParticipantProxy::domainTag</i>	<i>"" (empty, zero-length string)</i>
<i>PID_PROTOCOL_VERSION</i>	<i>ParticipantProxy::protocolVersion</i>	<i>N/A</i>
<i>PID_VENDORID</i>	<i>ParticipantProxy::vendorId</i>	<i>N/A</i>
<i>PID_UNICAST_LOCATOR</i>	<i>ReaderProxy::unicastLocatorList</i> <i>WriterProxy::unicastLocatorList</i>	<i>N/A</i>
<i>PID_MULTICAST_LOCATOR</i>	<i>ReaderProxy::multicastLocatorList</i> <i>WriterProxy::multicastLocatorList</i>	<i>N/A</i>
<i>PID_DEFAULT_UNICAST_LOCATOR</i>	<i>ParticipantProxy::defaultUnicastLocatorList</i>	<i>N/A</i>
<i>PID_DEFAULT_MULTICAST_LOCATOR</i>	<i>ParticipantProxy::defaultMulticastLocatorList</i>	<i>N/A</i>
<i>PID_METATRAFFIC_UNICAST_LOCATOR</i>	<i>ParticipantProxy::metatrafficUnicastLocatorList</i>	<i>N/A</i>
<i>PID_METATRAFFIC_MULTICAST_LOCATOR</i>	<i>ParticipantProxy::metatrafficMulticastLocatorList</i>	<i>N/A</i>
<i>PID_EXPECTS_INLINE_QOS</i>	<i>ParticipantProxy::expectsInlineQos</i>	<i>FALSE</i>
<i>PID_PARTICIPANT_MANUAL_LIVELINESS_COUNT</i>	<i>ParticipantProxy::manualLivelinessCount</i>	<i>N/A</i>

Deleted: 2.3

<i>PID_BUILTIN_ENDPOINT_SET</i>	<i>ParticipantProxy::availableBuiltinEndpoints</i>	
<i>PID_BUILTIN_ENDPOINT_QOS</i>	<i>ParticipantProxy::builtinEndpointQos</i>	<i>N/A</i>
<i>PID_PARTICIPANT_LEASE_DURATION</i>	<i>SPDPdiscoveredParticipantData::leaseDuration</i>	<i>{100, 0}</i>
<i>PID_PARTICIPANT_GUID</i>	<i>ParticipantBuiltinTopicData::key</i> <i>PublicationBuiltinTopicData::participant_key</i> <i>SubscriptionBuiltinTopicData::participant_key</i>	<i>N/A</i>
<i>PID_GROUP_GUID</i>	<i>WriterProxy::remoteGroupGuid</i> <i>ReaderProxy::remoteGroupGuid</i>	<i>GUID_UNKNOWN</i>
<i>PID_GROUP_ENTITY_ID</i>	<i>WriterProxy::remoteGroupGuid.entityId</i> <i>ReaderProxy::remoteGroupGuid.entityId</i>	<i>ENTITYID_UNKNOWN</i>
<i>PID_ENDPOINT_GUID</i>	<i>TopicBuiltinTopicData::key</i> <i>SubscriptionBuiltinTopicData::key</i> <i>PublicationBuiltinTopicData::key</i>	<i>N/A</i>
<i>PID_CONTENT_FILTER_PROPERTY</i>	<i>DiscoveredReaderData::contentFilter</i>	<i>N/A</i>
<i>PID_DATA_MAX_SIZE_SERIALIZED</i>	<i>WriterProxy::dataMaxSizeSerialized</i>	<i>N/A</i>

Deleted: Reserved for future use by the protocol  
Deleted: EntityId  
Deleted: EntityId

### 9.6.4 ParameterId Definitions used to Represent In-line QoS

The Messages module within the PIM (8.3) provides the means for the **Data** (8.3.8.2) and **DataFrag** (8.3.8.3) Submessages to include QoS policies in-line with the Submessage. The QoS policies are contained using a **ParameterList**.

Deleted: 8.3.8.28.3.7.2  
Deleted: 8.3.8.38.3.7.3

#### DDSI RTPS-12 - Inclusion of Message Size & CRC as part of DDSI/RTPS Messages

Sub clause 8.7.2.1 defines the complete set of parameters that can appear within the inlineQos SubmessageElement. The corresponding set of parameterIds is listed in Table 9.20. Unrecognized parameterIDs shall be treated as specified in Table 9.6.

Deleted: Table 9.16  
Deleted: Table .Table .Table .Table .Table .Table 9.6

Table 9.20 - In-line QoS parameters

Deleted: 16

Name	ID	IDL description of the contents
<i>PID_PAD</i>		<i>N/A</i>
<i>PID_SENTINEL</i>		<i>N/A</i>
<i>PID_TOPIC_NAME</i>		<i>string&lt;256&gt;</i>
<i>PID_DURABILITY</i>		<i>DurabilityQosPolicy</i>
<i>PID_PRESENTATION</i>		<i>PresentationQosPolicy</i>
<i>PID_DEADLINE</i>		<i>DeadlineQosPolicy</i>
<i>PID_LATENCY_BUDGET</i>		<i>LatencyBudgetQosPolicy</i>
<i>PID_OWNERSHIP</i>		<i>OwnershipQosPolicy</i>
<i>PID_OWNERSHIP_STRENGTH</i>		<i>OwnershipStrengthQosPolicy</i>
<i>PID_LIVELINESS</i>		<i>LivelinessQosPolicy</i>
<i>PID_PARTITION</i>		<i>PartitionQosPolicy</i>

See DDSI RTPS-12 - Inclusion of Message Size & CRC as part of DDSI/RTPS Messages Table 9.18

Formatted: Table Paragraph  
Formatted: Body Text Char, Font: Italic

Deleted: Table 9.14 Table 9.14

Deleted: 2.3

<i>PID_RELIABILITY</i>		<i>ReliabilityQoSPolicy</i>
<i>PID_TRANSPORT_PRIORITY</i>		<i>TransportPriorityQoSPolicy</i>
<i>PID_LIFESPAN</i>		<i>LifespanQoSPolicy</i>
<i>PID_DESTINATION_ORDER</i>		<i>DestinationOrderQoSPolicy</i>
<i>PID_CONTENT_FILTER_INFO</i>	0x0055	<i>ContentFilterInfo_t</i>
<i>PID_COHERENT_SET</i>	0x0056	<i>SequenceNumber_t</i>
<i>PID_DIRECTED_WRITE</i>	0x0057	<i>GUID_t<sup>4</sup></i>
<i>PID_ORIGINAL_WRITER_INFO</i>	0x0061	<i>OriginalWriterInfo_t</i>
<i>PID_GROUP_COHERENT_SET</i>	0x0063	<i>SequenceNumber_t</i>
<i>PID_GROUP_SEQ_NUM</i>	0x0064	<i>SequenceNumber_t</i>
<i>PID_WRITER_GROUP_INFO</i>	0x0065	<i>WriterGroupInfo_t</i>
<i>PID_SECURE_WRITER_GROUP_INFO</i>	0x0066	<i>WriterGroupInfo_t</i>
<i>PID_KEY_HASH</i>	0x0070	<i>KeyHash_t</i>
<i>PID_STATUS_INFO</i>	0x0071	<i>StatusInfo_t</i>

The policies that can appear in-line include a subset of the DataWriter QoS policies (ParameterId defined in 9.6.3) and some additional QoS (for which a new ParameterId is defined).

Deleted: 9.6.39.6.2

The following sub clauses describe these additional QoS in more detail.

#### 9.6.4.1 Content filter info (PID\_CONTENT\_FILTER\_INFO)

Following the CDR encoding, the wire representation of the *ContentFilterInfo\_t* (see 9.3.2) in-line QoS is:

```

ContentFilterInfo_t
0...2.....8.....16.....24.....32
+-----+-----+-----+-----+-----+-----+-----+-----+
|          unsigned long   numBitmaps          |
+-----+-----+-----+-----+-----+-----+
|          long            bitmap_1            |
|          ...             |
|          long            bitmap_numBitmaps   |
+-----+-----+-----+-----+-----+
|          unsigned long   numSignatures       |
+-----+-----+-----+-----+-----+
|
|          FilterSignature_t signature_1
|
+-----+-----+-----+-----+-----+
|
|          ...
|
+-----+-----+-----+-----+-----+
|
+

```

<sup>4</sup> RTPS protocol versions prior to 2.4 defined this as a sequence<GUID\_t>. However, some vendors were sending a GUID\_t instead. Therefore, when interacting with protocol versions earlier than 2.4 this parameter should be ignored unless the receiver knows the format used by the vendor that sent the InlineQoS.

Deleted: 2.3

```

|           FilterSignature_t signature_numSignatures           |
+-----+-----+-----+-----+-----+-----+-----+-----+
|
+
|
+
|
+-----+-----+-----+-----+-----+-----+-----+-----+

```

The *filterResult* member is encoded as a bitmap. Bit 0 (MSB) corresponds to the first filter signature, bit 1 to the second filter signature, and so on. The content filter info in-line QoS is invalid unless

```
numBitmaps == ((numSignatures/32) + (numSignatures%32 ? 1 : 0))
```

The bitmap is interpreted as follows:

Table 9.21- Interpretation of filterResult member in content filter info in-line QoS

bit value	Interpretation
0	<i>Sample was filtered by the corresponding filter and did not pass.</i>
1	<i>Sample was filtered by the corresponding filter and passed.</i>

Deleted: 17

A filter's signature is calculated as the 128-bit MD5 checksum of all strings in the filter's *ContentFilterProperty\_t*. More precisely, all strings are combined into the following character array:

```
[ contentFilteredTopicName relatedTopicName filterClassName filterExpression
expressionParameters[0] expressionParameters[1] ...
expressionParameters[numParams - 1] ]
```

where each individual string includes its NULL termination character. The filter signature is calculated by taking the MD5 checksum of the above character sequence.

### 9.6.4.2 Coherent set (PID\_COHERENT\_SET)

The coherent set in-line QoS parameter uses the CDR encoding for *SequenceNumber\_t*.

As defined in 8.7.5, all **Data** and **DataFrag** Submessages that belong to the same coherent set must contain the coherent set in-line QoS parameter with value equal to the sequence number of the first sample in the set.

For example, assume a coherent set contains sample updates with sequence numbers 3, 4, 5 and 6 from a given *Writer*. Samples in this coherent set are identified by including the coherent set in-line QoS parameter with value 3. Some example **Data** submessages that the *Writer* can use to denote the end of this coherent set are listed in [Table 9.22](#).

Deleted: Table 9.18

Table 9.22- Example Data Submessages to denote the end of a coherent set

Data Submessage Elements (subset)	Example 1 (new coherent set)	Example 2 (no coherent set)	Example 3 (no coherent set)
DataFlag	1	0	0
InlineQoSFlag	1	1	0
writerSN	7	7	7
InlineQoS (PID_COHERENT_SET)	7	SEQUENCENUMBER_UNKNOWN	N/A
SerializedData	Valid data	N/A	N/A

Deleted: 18

Deleted: 2.3

### 9.6.4.3 Group Coherent Set (PID\_GROUP\_COHERENT\_SET)

The group coherent set in-line QoS parameter uses the CDR encoding for *SequenceNumber\_t*.

As defined in 8.7.6, all **Data** submessages and the first **DataFrag** submessage belonging to a sample must contain the group coherent set in-line QoS parameter with value equal to the group sequence number of the first sample in the set.

For example, assume a group coherent set contains samples with group sequence numbers 11, 12, and 13 from two *Writers*. Samples in the coherent set are identified by including coherent set in-line QoS parameters and group coherent set in-line QoS parameters, among others. Example **Data** Submessages are listed in [Table 9.23](#).

Table 9.23- Example Data Submessages in a GROUP coherent set

Data Submessage Elements (subset)	Data Submessage 1 (Writer 1)	Data Submessage 2 (Writer 2)	Data Submessage 3 (Writer 1)	End Coherent Set Sample (Writer 1)	End Coherent Set Sample (Writer 2)
DataFlag	1	1	1	0	0
InlineQoSFlag	1	1	1	1	1
writerSN	4	8	5	6	9
InlineQos (PID_GROUP_SEQ_NUM)	11	12	13	14	14
InlineQos (PID_COHERENT_SET)	4	8	4	4	8
InlineQos (PID_GROUP_COHERENT_SET)	11	11	11	11	11
InlineQos (PID_GROUP_WRITER_INFO_SET)	N/A	N/A	N/A	MD5([Writer1 Id, Writer2Id])	MD5([Writer1 Id, Writer2Id])
SerializedData	Valid data	Valid data	Valid data	N/A	N/A

Deleted: Table 9.19

Deleted: 19

### 9.6.4.4 Group Sequence Number (PID\_GROUP\_SEQ\_NUM)

The group sequence number in-line QoS parameter uses the CDR encoding for *SequenceNumber\_t*.

As defined in 8.7.5, all **Data** submessages and the first **DataFrag** submessage sent by *DataWriters* belonging to a *Publisher* with Presentation access scope **GROUP** must contain the group sequence number in-line QoS parameter with value equal to the group sequence number.

### 9.6.4.5 Publisher Writer Info (PID\_WRITER\_GROUP\_INFO)

The publisher writer info in-line QoS parameter uses the CDR encoding for *WriterGroupInfo\_t*. See clause 8.7.5.

As defined in 8.7.5, for *DataWriters* belonging to a *Publisher* with Presentation *access scope GROUP*, the **Data** submessages and the first **DataFrag** submessage of each sample shall contain the publisher writer info in-line QoS parameter.

Deleted: 2.3

The *End Coherent Set Data* submessage (see clause 8.7.6) for those *DataWriters* shall also contain the publisher writer info in-line QoS parameter.

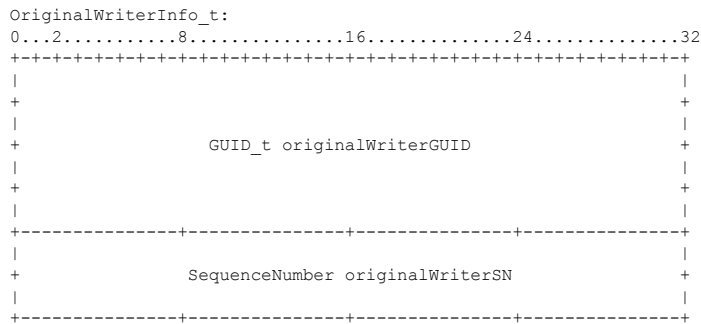
#### 9.6.4.6 Secure Publisher Writer Info (PID\_SECURE\_WRITER\_GROUP\_INFO)

The secure publisher writer info in-line QoS parameter uses the CDR encoding for *WriterGroupInfo\_t*. See clause 8.7.5.

The secure publisher writer info in-line QoS is reserved for DDS Security. In the cases when it is used it shall be added anywhere that the *PID\_WRITER\_GROUP\_INFO* in-line QoS is required.

#### 9.6.4.7 Original Writer Info (PID\_ORIGINAL\_WRITER\_INFO)

Following the CDR encoding, the wire representation of the *OriginalWriterInfo\_t* (see 9.3.2) in-line QoS shall be:



The original writer info parameter may appear in the **Data** or in the **DataFrag** submessages.

#### 9.6.4.8 KeyHash (PID\_KEY\_HASH)

The key hash inline parameter contains the CDR encoding of the *KeyHash\_t*. The *KeyHash\_t* is defined as a 16-Byte octet array (see 9.3.2) therefore the key hash inline parameter just copies those 16 Bytes.

#### DDSI RTPS 25-28 - Apply modifications to Clause 9.6.3.8, “KeyHash (PID\_KEY ...)”

Given an Aggregated type “Foo” and an object “FooObject” of type “Foo”, the *KeyHash\_t* computation for *FooObject* shall use the following algorithm:

Step 1. Define a new type “FooKeyHolder” as follows:

- Start with *FooKeyHolder* being defined the same way as the original *Foo* type, except that the *FooKeyHolder* shall have extensibility kind ‘FINAL’ (see DDS-XTYPES 1.3 clause 7.2.3).
- If there are any key members, then remove the non-key members from *FooKeyHolder*. Otherwise, do not remove any members.
- Reorder the members in ascending order of their *memberId* values.

Step 2. Define a new object “FooKeyHolderObject” of type *FooKeyHolder*. Initialize the values of *FooKeyHolderObject* from the *FooObject*, by setting the members present in *FooKeyHolderObject* to the same values as the corresponding members in *FooObject*.

Step 3. Apply steps 1 and 2 recursively to the members of *FooKeyHolder* if they are themselves Aggregated types (i.e., structure or union types).

Deleted: 2.3

Step 4. Compute the PLAIN\_CDR2 Big Endian Serialization (see DDS-XTYPES 1.3 clause 7.4.2) of FooKeyHolderObject. The serialization shall be performed on a buffer that is initially aligned to the maximum alignment in PLAIN\_CDR2 (i.e., 4). Furthermore, any padding bytes added due to alignment rules shall be set to zero.

Step 5.1 If the FooKeyHolder has a maximum serialized size that is less than or equal to 16 bytes, then then the KeyHash of FooObject shall be set to the result of Step 4, extended to 16 bytes. Padding bytes, if required to fill 16 bytes, shall be added at the end and set to zero.

Step 5.2 If the FooKeyHolder has a maximum serialized size that is greater than 16 bytes, then the KeyHash\_t of FooObject shall be set to the MD5 Hash of the serialized bytes obtained from Step 4.

Note that according to the definition of the PLAIN\_CDR2 serialization (see DDS-XTYPES 1.3 clause 7.4.2), the serialized bytes obtained in step 4 do not include any encapsulation header, type header, or member headers and use a maximum alignment of 4.

**Example 1:** Assume the type "Foo" defined by the IDL shown below:

```
@final
struct Foo {
    @key long id;
    long x;
    long y;
};
```

Assume FooObject is an object of type Foo where the id member has been set to 0x12345678 the x member to 10 and the y field to 20.

In this case FooKeyHolder is defined as:

```
@final
struct FooKeyHolder {
    @key long id;
};
```

And FooKeyHolderObject is an object of type FooKeyHolder with its id member set to 0x12345678.

The result of step 4 (PLAIN\_CDR2 big endian serialization) is the 4-byte stream containing the bytes { 0x12, 0x34, 0x56, 0x78 }.

The maximum serialized size of FooKeyHolder is 4 bytes so step 5.1 applies. Therefore, the KeyHash\_t is the 16-octet array:

```
{ 0x12, 0x34, 0x56, 0x78,
  0x00, 0x00, 0x00, 0x00,
  0x00, 0x00, 0x00, 0x00,
  0x00, 0x00, 0x00, 0x00 }
```

Note that the added bytes needed to fill the 16 byte KeyHash\_t array are set to zero.

**Example 2:** Assume the type "Foo" defined by the IDL shown below:

```
struct Foo {
    @key string<12> label;
    @key long long id;
    long x;
    long y;
};
```

Assume FooObject is an object of type Foo where the label member has been set to "BLUE" the id member has been set to 0x123456789abcdef0, the x member to 10 and the y member to 20.

Deleted: 2.3



In this case FooKeyHolder is defined as:

```
@final
struct FooKeyHolder {
    @key string<12> label;
    @key long long id;
};
```

And FooKeyHolderObject is an object of type FooKeyHolder with its label member set to "BLUE" and id set to 0x123456789abcdef0.

The result of step 4 (PLAIN\_CDR2 big endian serialization) is the 20-byte stream containing the bytes:

```
{ 0x00, 0x00, 0x00, 0x05,
  0x42, 0x4c, 0x55, 0x45,
  0x00, 0x00, 0x00, 0x00,
  0x12, 0x34, 0x56, 0x78,
  0x9a, 0xbc, 0xde, 0xf0 }
```

Note that the serialization of the id member is aligned to a 4-byte boundary (as specified in PLAIN\_CDR2) and the padding bytes introduced ahead of the serialized id have been set to zero.

The maximum serialized size of FooKeyHolder is 28 bytes: The serialization of the label member can take up to 17 bytes (4-byte length, 12 bytes the string contains the maximum 12 characters, and one extra byte for the terminating NUL). Serializing the id member after a maximum length string would require 11 more bytes (3 bytes of padding to get to a 4-byte alignment plus 8 bytes for the long long).

Given the maximum serialized size of FooKeyHolder, step 5.2 applies. Therefore, the KeyHash t is obtained by computing an MD5 hash on the serialized stream from step 4, resulting in the 16-octet array:

```
{ 0xf9, 0x1a, 0x59, 0xe3,
  0x2e, 0x45, 0x35, 0xd9,
  0xa6, 0x9c, 0xd5, 0xd9,
  0xf5, 0xb6, 0xe3, 0x6e }
```

Example 3: Assume the type "Foo" defined by the IDL shown below:

```
@mutable
struct Nested {
    @key long m long;
    long u;
    long w;
};

@mutable
struct Foo {
    @id(40) @key string<12> label;
    @id(30) @key Nested m nested;
    @id(20) long x;
    @id(10) long y;
};
```

Assume FooObject is an object of type Foo where the label member has been set to "BLUE", the m nested member has been set to m nested.m long = 0x12345678, m nested.u = 10 and m nested.w = 20. Finally, the x and y members have been set to 100 and 200, respectively.

In this case FooKeyHolder is defined as:

```
@final
struct NestedKeyHolder {
    @key long m long;
};
```

Deleted: 2.3



U=1 indicates that the DDS DataWriter has unregistered the instance of the data-object whose Key appears in the submessage.

The *FilteredFlag* is represented with the literal 'F.'

F=1 indicates that the DDS DataWriter has written as sample for the instance of the data-object whose Key appears in the submessage but the sample did not pass the content filter specified by the DDS DataReader.

If both *DisposedFlag*=0 and *UnregisteredFlag*=0, then the data-object whose Key appears in the Submessage has InstanceState ALIVE in the DDS DataWriter. In this case the value of the *FilteredFlag* indicates whether the sample that was written for that data-object instance passed the reader-specified filter: *FilteredFlag*=0 indicates the sample passed the filter and *FilteredFlag*=1 indicates it did not pass the filter.

Note that the protocol does not require that the DDS DataWriter propagates the "register" operation. Therefore, the DDS DataWriter can implement 'register' as a local operation. Since the DDS DataWriter register operation does not provide a data value propagating the register operation would be of limited use to the DataReader.

### 9.6.5 ParameterIds reserved for other DDS specifications

#### [\[DDSIRTP25-25 - Revise list of Submessages EntityIDs and PIDs reserved for ...\]](#)

Other specifications may reserve ParameterIds. **Error! Reference source not found.** lists the ParameterIds reserved for use by other specifications and future revisions thereof.

Table 9.24.- ParameterIds Reserved by other Specifications

Specification	Reserved ParameterId
DDS-XTypes 1.1 (clauses 7.6.2.1.3, 7.6.2.2, 7.6.2.3.3, and Annex D)	0x0069, 0x0072, 0x0073, 0x0074, 0x0075, 0x0076
DDS-XTypes 1.2 (clauses 7.6.2.1.3, 7.6.2.2.2, 7.6.2.4.2, 7.6.2.4.3, and Annex D)	Note that 0x0076 was deprecated in DDS-XTypes 1.2
DDS-XTypes 1.3 (clauses 7.6.3.1.3, 7.6.3.2.2, 7.6.3.4.3, and Annex D)	
DDS-Security 1.1 (clause 7.4.1.3)	Parameter IDs in the range 0x1000 to 0x1FFF Parameter IDs in the range 0x5000 to 0x5FFF
DDS-RPC 1.0 (clauses 7.6.2.1.1, 7.6.2.1.2, and 7.6.2)	0x0080, 0x0081, 0x0082, 0x0083

Deleted: Table 9.21

Deleted: 20

### 9.6.6 ParameterIds Deprecated by the Protocol

The ParameterIds shown in [Table 9.25](#), have been deprecated by the versions indicated in the table. These parameters should not be used by versions of the protocol equal or newer than the deprecated version unless they are used with the same meaning as in versions prior to the deprecated version. Implementations that wish to interoperate with earlier versions should send and process the parameters in [Table 9.23](#).

#### [\[DDSIRTP25-3 - Incomplete specification of how a Publisher and ... identified\]](#)

Table 9.25.- Deprecated ParameterId Values

Name	ID	Deprecated By Version
<i>PID_PERSISTENCE</i>	0x0003	2.2
<i>PID_TYPE_CHECKSUM</i>	0x0008	2.2
<i>PID_TYPE2_NAME</i>	0x0009	2.2
<i>PID_TYPE2_CHECKSUM</i>	0x000a	2.2

Deleted: Table 9.20

Deleted: Table 9.19

Deleted: 2120

Deleted: 2.3



This page intentionally left blank.

Deleted: 2.3

## 10 Serialized Payload Representation

### 10.1 Introduction

The RTPS protocol transfers serialized application data in the `SerializedPayload` submessage element, see 9.4.2.12. The representation of the serialized application data is not part of the RTPS protocol. The RTPS protocol does not interpret the content of the `SerializedPayload`. It delivers them as an opaque set of bytes. It is the responsibility of the connectivity layer above the RTPS protocol to serialize and deserialize the application data objects into and from the `SerializedPayload`.

However, to detect configuration errors, the RTPS protocol provides a mechanism to ensure that the RTPS Writer and Reader have a common understanding of the format used to represent the data in the `SerializedPayload`. This is defined in Section 10.2.

In the case of DDS using RTPS the responsibility to serialize and deserialize the application data objects into and from the `SerializedPayload` rests with the DDS `DataWriter` and `DataReader`, respectively. In this situation, the content and format of the `SerializedPayload` is defined in sections 10.3 to 10.5.

### 10.2 SerializedPayloadHeader and Representation Identifier

All `SerializedPayload` shall start with the `SerializedPayloadHeader` defined below. The header provides information about the representation of the data that follows.

```
typedef octet RepresentationIdentifier[2];
typedef octet RepresentationOptions[2];
struct SerializedPayloadHeader {
    RepresentationIdentifier representation_identifier;
    RepresentationOptions representation_options;
};
```

The `SerializedPayloadHeader` occupies the first four octets of the `SerializedPayload` as shown below:

```
0...2.....8.....16.....24.....32
+---+---+---+---+---+---+---+---+---+---+---+---+---+---+---+---+
| representation_identifier | representation_options |
+---+---+---+---+---+---+---+---+---+---+---+---+---+---+---+---+
~
~ ... Bytes of data representation using a format that ... ~
~ ... depends on the RepresentationIdentifier and options ... ~
~
+---+---+---+---+---+---+---+---+---+---+---+---+---+---+---+---+
```

The `RepresentationIdentifier` is used to identify the data representation used. The `RepresentationOptions` shall be interpreted in the context of the `RepresentationIdentifier`, such that each `RepresentationIdentifier` may define the `representation_options` that it requires.

For alignment purposes, the CDR stream is logically reset at the position that follows the `representation_options`. Therefore, there should be no initial padding before the serialized data is added to the CDR stream<sup>5</sup>.

<sup>5</sup> Versions of the RTPS specification previous to version 2.4 did not clearly state where the CDR stream was reset for alignment purposes. Therefore implementations may need to take into account the vendor and protocol version when interpreting the Serialized Data.

Deleted: 2.3

### 10.3 SerializedPayload for RTPS discovery built-in endpoints

The SerializedPayload for the data messages associated with built-in discovery endpoints shall use the RepresentationIdentifier values and formats defined in Table 10.1 below.

The current version of the protocol does not use the representation\_options: The sender shall set the representation\_options to zero. The receiver shall ignore the value of the representation\_options.

Table 10.1 - RepresentationIdentifier values for built-in endpoints

Representation Identifier	Value	Representation Format
PL_CDR_BE	{0x00, 0x02}	ParameterList (9.4.2.11). Both the parameter list and its parameters are encapsulated using OMG CDR Big Endian. See also [3] DDS-XTypes clause 7.4.1 (Extended CDR Representation, encoding version 1) and 7.4.1.2 (Parameterized CDR Representation).
PL_CDR_LE	{0x00, 0x03}	ParameterList (9.4.2.11). Both the parameter list and its parameters are encapsulated using OMG CDR Little Endian. See also DDS-XTypes [3] clause 7.4.1 (Extended CDR Representation, encoding version 1) and 7.4.1.2 (Parameterized CDR Representation).

### 10.4 SerializedPayload for other RTPS built-in endpoints

The SerializedPayload for the data messages associated with built-in endpoints other than discovery built-in endpoints shall use one of the RepresentationIdentifier values and formats defined in [Table 10.2](#) below.

Table 10.2 - RepresentationIdentifier values for built-in endpoints other than discovery

RepresentationIdentifier	Value	Representation Format
CDR_BE	{0x00, 0x00}	Classic CDR representation with Big Endian encoding. See DDS-XTypes [3] clause 7.4.1.1.
CDR_LE	{0x00, 0x01}	Classic CDR representation with Little Endian encoding. See DDS-XTypes [3] clause 7.4.1.1.
PL_CDR_BE	{0x00, 0x02}	ParameterList (9.4.2.11) with Big Endian encoding. See also DDS-XTypes [3] clause 7.4.1.2.
PL_CDR_LE	{0x00, 0x03}	ParameterList (9.4.2.11) with Little Endian encoding. See also DDS-XTypes [3] clause 7.4.1.2.

The definition of each of those builtin Endpoints should indicate the serialized data format and RepresentationIdentifier used.

### 10.5 SerializedPayload for user-defined DDS Topics

Formatted: Font: 10 pt

Deleted: Table 10.2Table 10.2

Deleted: 2.3

The `SerializedPayload` for the data messages associated with the user-defined DDS Topics shall use the data representations defined in DDS-XTYPES clause 7.4 (Data Representation). Accordingly, the `RepresentationIdentifier` values and the corresponding formats shall be as defined in [Table 10.3](#).

Table 10.3 - `RepresentationIdentifier` values for user-defined topic data

<b>RepresentationIdentifier</b> (see DDS-XTYPES Table 60)	<b>Value</b>	<b>Representation Format</b>
<code>CDR_BE</code>	{0x00, 0x00}	Classic CDR representation with Big Endian encoding. See DDS-XTypes [3] clause 7.4.1.1.
<code>CDR_LE</code>	{0x00, 0x01}	Classic CDR representation with Little Endian encoding. See DDS-XTypes [3] clause 7.4.1.1.
<code>PL_CDR_BE</code>	{0x00, 0x02}	ParameterList (9.4.2.11) with Big Endian encoding. See also DDS-XTypes [3] clause 7.4.1.2.
<code>PL_CDR_LE</code>	{0x00, 0x03}	ParameterList (9.4.2.11) with Little Endian encoding. See also DDS-XTypes [3] clause 7.4.1.2.
<code>CDR2_BE</code>	{0x00, 0x10}	Plain CDR representation (version2) with Big Endian encoding. Similar to Classic CDR except it uses a maximum alignment of 4 bytes. See DDS-XTypes [3] clause 7.4.2 and 7.4.3.
<code>CDR2_LE</code>	{0x00, 0x11}	Plain CDR representation (version2) with Little Endian encoding. Similar to Classic CDR except it uses a maximum alignment of 4 bytes. See DDS-XTypes [3] clause 7.4.2 and 7.4.3.
<code>PL_CDR2_BE</code>	{0x00, 0x12}	Extended CDR representation (version2) for MUTABLE types with Big Endian encoding. A generalization of ParameterList. See DDS-XTypes [3] clause 7.4.2 and 7.4.3.
<code>PL_CDR2_LE</code>	{0x00, 0x13}	Extended CDR representation (version2) for MUTABLE types with Little Endian encoding. A generalization of ParameterList. See DDS-XTypes [3] clause 7.4.2 and 7.4.3.
<code>D_CDR_BE</code>	{0x00, 0x14}	Extended CDR representation (version2) for APPENDABLE types with Big Endian encoding. Similar to plain CDR2_BE except for a delimiter. See DDS-XTypes [3] clause 7.4.2 and 7.4.3.
<code>D_CDR_LE</code>	{0x00, 0x15}	Extended CDR representation (version2) for APPENDABLE types with Little Endian encoding. Similar to plain CDR2_BE except for a delimiter. See DDS-XTypes [3] clause 7.4.2 and 7.4.3.
<code>XML</code>	{0x00, 0x04}	See DDS-XTypes [3] clause 7.4.4.

Legacy DDS implementations that are not compliant with DDS-XTYPES should minimally support the `RepresentationIdentifier` values `CDR_BE` and `CDR_LE` and the type system elements specified in clause F1 (Type System) in Annex F (Characterizing Legacy DDS Implementations) of the DDS-XTYPES specification.

## 10.6 Example for Built-in Endpoint Data

Following is the `SerializedPayload` element used by the `SEDPbuiltinSubscriptionsWriter` to declare a `DataReader`.

Deleted: Table 10.3Table 10.3

Formatted: Font: 10 pt

Deleted: 2.3



The DataReader is for Topic "Square" and type "ShapeType". The DataReader has the Endpoint GUID c0:a8:02:05:00:00:3a:20:00:00:00:02:80:00:00:07, DESTINATION\_ORDER kind

BY\_SOURCE\_TIMESTAMP, and DEADLINE period of 3 seconds. The remaining members have their default values, so they are not serialized into the SerializedPayload.

The representation identifier is PL\_LE, indicating little Endian representation.

The corresponding SerializedPayload element has the following layout:

0	8	16	24	31
identifier = PL_LE   options = 0x0000				4
paramId = PID_ENDPOINT_GUID   parameterLength = 16				8
value of the GUID (16 Bytes)				20
paramId = PID_TOPIC_NAME   parameterLength = 12				28
CDR_Serialization("Square").length = 7				32
's' 'q' 'u' 'a'				36
'r' 'e' '\0' padding				40
paramId = PID_TYPE_NAME   parameterLength = 16				44
CDR_Serialization("ShapeType").length = 10				48
's' 'h' 'a' 'p'				52
'e' 'T' 'y' 'p'				56
'e' '\0' padding padding				60
PID_DESTINATION_ORDER   parameterLength = 4				64
CDR_Serialization(kind = BY_SOURCE_TIMESTAMP) = 1				68
PID_DEADLINE   parameterLength = 8				72
CDR_Serialization(deadline.second) = 3				76
CDR_Serialization(deadline.fraction) = 0				80
pId = PID_SENTINEL   parameterLength = 0				84

Deleted: 2.3

The actual bytes of the SerializedPayload element are shown below:

0	8	16	24	31
0x00	0x03	0x00	0x00	4
0x5A	0x00	0x10	0x00	8
0xC0	0xA8	0x02	0x05	12
0x00	0x00	0x3a	0x20	16
0x00	0x00	0x00	0x02	20
0x80	0x00	0x00	0x07	24
0x05	0x00	0x0C	0x00	28
0x07	0x00	0x00	0x00	32
0x53	0x71	0x75	0x61	36
0x72	0x65	0x00	padding	40
0x07	0x00	0x10	0x00	44
0x0A	0x00	0x00	0x00	48
0x53	0x68	0x61	0x70	52
0x65	0x54	0x79	0x70	56
0x65	0x00	0x00	0x00	60
0x25	0x00	0x04	0x00	64
0x01	0x00	0x00	0x00	68
0x23	0x00	0x08	0x00	76
0x03	0x00	0x00	0x00	76
0x00	0x00	0x00	0x00	80
0x01	0x00	0x00	0x00	84

## 10.7 Example for User-defined Topic Data

Following is the SerializedPayload element used by an application DataWriter to send Data on the Topic "Square" with type "ShapeType" defined by the IDL below. The DataWriter uses PLAIN\_CDR representation with encoding version 1 and Little Endian byte order.

```
@final
struct ShapeType {
    @key string<64> color;
    long x;
    long y;
    long size;
};
```

Deleted: 2.3

The representation identifier is CDR\_LE.  
 The example uses a data value with color set to "BLUE", x = 34, y = 100, size = 24

The corresponding SerializedPayload element has the following layout:

0	8	16	24	31
+-----+-----+-----+-----+				
	identifier = CDR_LE		options = 0x0000	4
+-----+-----+-----+-----+				
	CDR_Serialization("BLUE").length = 5			8
+-----+-----+-----+-----+				
	'B'	'L'	'U'	'E'
+-----+-----+-----+-----+				
	'\0'	padding	padding	padding
+-----+-----+-----+-----+				
	CDR_Serialization(x) = 34			20
+-----+-----+-----+-----+				
	CDR_Serialization(y) = 100			24
+-----+-----+-----+-----+				
	CDR_Serialization(size) = 24			28
+-----+-----+-----+-----+				

The actual bytes of the SerializedPayload element are shown below:

0	8	16	24	31
+-----+-----+-----+-----+				
	0x00	0x01		options = 0x0000
+-----+-----+-----+-----+				
	0x05	0x00	0x00	0x00
+-----+-----+-----+-----+				
	0x42	0x4c	0x55	0x45
+-----+-----+-----+-----+				
	0x00	padding	padding	padding
+-----+-----+-----+-----+				
	0x22	0x00	0x00	0x00
+-----+-----+-----+-----+				
	0x64	0x00	0x00	0x00
+-----+-----+-----+-----+				
	0x18	0x00	0x00	0x00
+-----+-----+-----+-----+				

Deleted: 2.3

## A References

[1] DDS-SECURITY: DDS Security version 1.1 <https://www.omg.org/spec/DDS-SECURITY>

Deleted: 2.3

This page intentionally left blank.

Deleted: 2.3

Page 78: [1] Deleted	RTPS25-2	5/28/20 7:43:00 PM
Page 82: [2] Deleted	RTPS25-2	5/28/20 8:12:00 PM
Page 83: [3] Deleted	RTPS25-2	5/28/20 8:50:00 PM
Page 83: [4] Deleted	RTPS25-2	5/28/20 8:50:00 PM
Page 83: [5] Deleted	RTPS25-2	5/26/20 8:41:00 PM
Page 83: [6] Deleted	RTPS25-2	5/26/20 8:47:00 PM
Page 83: [7] Formatted Indent: Left: 0.32", Space Before: 5.05 pt	RTPS25-2	5/26/20 8:46:00 PM
Page 83: [8] Deleted	RTPS25-2	5/26/20 8:46:00 PM
Page 83: [9] Deleted	RTPS25-2	5/28/20 9:00:00 PM
Page 83: [10] Deleted	RTPS25-2	5/26/20 8:45:00 PM
Page 83: [11] Deleted	RTPS25-2	5/26/20 8:46:00 PM
Page 84: [12] Deleted	RTPS25-2	5/28/20 9:13:00 PM
Page 101: [13] Deleted	RTPS25-2	9/1/20 1:51:00 AM
Page 185: [14] Deleted	RTPS25-12	4/21/20 9:10:00 PM
Page 185: [15] Deleted	RTPS25-12	4/21/20 9:10:00 PM
Page 185: [16] Deleted	RTPS25-12	4/21/20 9:10:00 PM