

Master's Thesis



Czech  
Technical  
University  
in Prague

**F3**

Faculty of Electrical Engineering  
Department of measurement

# Implementation of actual version of DDSI-RTPS protocol for distributed control in Ethernet network

**Jiri Hubacek**  
Open Informatics

January 2016  
Supervisor: Ing. Pavel Píša, Ph.D.



České vysoké učení technické v Praze  
Fakulta elektrotechnická  
katedra řídicí techniky

## ZADÁNÍ DIPLOMOVÉ PRÁCE

Student: **Bc. Jiří Hubáček**

Studijní program: Otevřená informatika  
Obor: Počítačové inženýrství

Název tématu: **Implementace aktuální verze protokolu DDSI-RTPS pro distribuované řízení v síti Ethernet**

Pokyny pro vypracování:

1. Porovnejte implementaci protokolu DDSI-RTPS, kterou obsahuje projekt ORTE s aktuální verzí standardu DDS Interoperability Wire Protocol 2.2.2. Navrhněte a implementujte úpravy potřebné k dosažení interoperability ORTE s novým protokolem.3. Proveďte testování nově vytvořené verze knihoven ORTE s dalšími implementacemi protokolu.4. Vytvořte demonstrátor projektu ORTE pro Android5. Navrhněte jakým způsobem implementovat rozšíření standardu pro zabezpečení komunikace.

Seznam odborné literatury:

[1] The Real-time Publish-Subscribe Protocol (RTPS) DDS Interoperability Wire Protocol Specification 2.2, <http://www.omg.org/spec/DDSI-RTPS/2.2>[2] The Open Real-Time Ethernet (ORTE), <http://orte.sourceforge.net/>[3] Documents Associated with DDS Security (DDS-Security) 1.0 - Beta 1, <http://orte.sourceforge.net/>

Vedoucí: Ing. Pavel Píša, Ph.D.

Platnost zadání: do konce letního semestru 2015/2016

L.S.

prof. Ing. Michael Šebek, DrSc.  
vedoucí katedry

prof. Ing. Pavel Ripka, CSc.  
děkan

V Praze dne 30. 1. 2015



## Acknowledgement / Declaration

Many thanks to Ing. Pavel Píša, Ph.D. for patience, comments and discussions and to Ing. Michal Sojka, Ph.D. for discussions.

I, Jiri Hubacek, hereby declare that I am the author of the following text. All the citations and references are complete and properly named.

.....

## Abstrakt / Abstract

Tato práce popisuje proces aktualizace Open Real-Time Ethernet implementace Real-Time Publish-Subscribe protokolu za účelem zajištění kompatibility s aktuální verzí protokolu. Je představena aktuální verze protokolu, implementovaná verze protokolu a aktuální verze jsou porovnány a jsou diskutovány změny k zajištění kompatibility. Dále je prezentována demonstrační aplikace, budoucí vývoj a možnosti zajištění bezpečnosti.

**Klíčová slova:** DDS, RTPS, ORTE, Ethernet, Real-Time

**Překlad titulu:** Implementace aktuální verze protokolu DDSI-RTPS pro distribuované řízení v síti Ethernet

This thesis describes process of upgrading Open Real-Time Ethernet implementation of Real-Time Publish-Subscribe protocol in order to be compatible with the current protocol version. Actual version of the protocol is introduced, the original ORTE implementation version of the protocol and the current version are compared and changes required for compatibility are discussed. Also demo application, future development and security protocol extension are presented.

**Keywords:** DDS, RTPS, ORTE, Ethernet, Real-Time

# Contents /

<b>1 Introduction</b> .....	1	4.3.3 Message Interpret .....	23
<b>2 Technology overview</b> .....	2	4.3.4 Data Submessage .....	23
2.1 DDS .....	2	4.4 Behavior Module .....	24
2.2 DCPS .....	2	4.4.1 Stateless Writer .....	24
2.3 RTPS .....	2	4.4.2 Stateless Reader .....	24
2.4 ORTE .....	3	4.5 Discovery Module .....	25
<b>3 Actual RTPS protocol</b> .....	4	4.5.1 SPDP .....	25
3.1 Structure Module .....	4	4.5.2 SEDP .....	25
3.1.1 Participant .....	5	4.6 Shape Demo .....	26
3.1.2 Writer Endpoint .....	5	<b>5 Testing of implementation</b> .....	28
3.1.3 Reader Endpoint .....	6	5.1 ORTE to OpenDDS .....	28
3.1.4 History Cache .....	6	5.2 ORTE to ORTE .....	30
3.1.5 Cache Change .....	6	<b>6 Future Development</b> .....	31
3.1.6 Participant Proxy .....	7	6.1 Stateful Endpoints .....	31
3.1.7 Reader Proxy .....	7	6.2 Refactoring .....	31
3.1.8 Writer Proxy .....	7	6.3 Directory Structure .....	31
3.2 Messages Module .....	8	6.4 DDS API .....	31
3.2.1 Header .....	9	6.5 Backward compatibility .....	31
3.2.2 Submessage Header .....	9	6.6 Use Cases .....	32
3.2.3 Interpreter Submessages .....	9	<b>7 Shape for Android</b> .....	33
3.2.4 Entity Submessages .....	9	7.1 Shape demo .....	33
3.3 Behavior Module .....	10	7.2 Familiarization with ORTE ...	33
3.3.1 Interoperability .....	10	7.3 Classes .....	34
3.3.2 State Maintenance .....	11	7.4 Compatibility .....	34
3.3.3 Stateless Writer .....	11	<b>8 Security for DDS</b> .....	36
3.3.4 Stateless Reader .....	11	8.1 Threats .....	36
3.3.5 Stateful Writer .....	12	8.2 Securing of messages .....	37
3.3.6 Stateful Reader .....	12	8.3 Plugin architecture .....	38
3.4 Discovery Module .....	12	8.3.1 Authentication plugin ...	38
3.4.1 SPDP .....	13	8.3.2 Access Control plugin ...	38
3.4.2 SEDP .....	13	8.3.3 Cryptographic plugin ...	38
3.5 RTPS 1.0 .....	13	8.3.4 Logging plugin .....	39
3.5.1 Structure Module .....	13	8.3.5 Data Tagging plugin .....	39
3.5.2 Messages Module .....	14	8.4 Interoperability .....	40
3.5.3 Behavior Module .....	14	8.4.1 Requirements .....	40
3.5.4 Discovery Module .....	14	8.4.2 Considerations .....	40
<b>4 Required changes in ORTE</b> .....	15	8.5 Implementation .....	41
4.1 ORTE specific .....	16	8.5.1 Builtin Endpoints .....	41
4.2 Structure Module .....	17	8.5.2 Builtin Plugins .....	41
4.2.1 Participant .....	17	<b>9 Conclusion</b> .....	42
4.2.2 Endpoints .....	19	<b>References</b> .....	43
4.2.3 History Cache .....	21	<b>A Symbols</b> .....	45
4.2.4 Proxy Entities .....	22	<b>B OpenDDS testing</b> .....	46
4.3 Messages Module .....	22	<b>C ORTE testing</b> .....	49
4.3.1 Header .....	22	<b>D Attached Material</b> .....	50
4.3.2 Submessage Header .....	22		

## Tables / Figures

<b>4.1.</b> EntityKind octet .....	20	<b>2.1.</b> DCPS application model.....	2
<b>4.2.</b> Port computation constants ...	25	<b>3.1.</b> Structure Module diagram.....	4
		<b>3.2.</b> Structure of RTPS message.....	8
		<b>7.1.</b> Shape demo .....	33
		<b>7.2.</b> Shape for Android .....	35
		<b>8.1.</b> Plugin Architecture Model ....	39
		<b>C.1.</b> Wireshark capture .....	49





# Chapter 1

## Introduction

The Real-Time Publish-Subscribe (RTPS)[1] is the protocol of Data Distribution Service (DDS)[2] family. It supports Data-Centric Publish-Subscribe communication for real-time applications in a decentralized network. Specification of protocol is maintained by Object Management Group[3] - international, open membership, not-for-profit technology standards consortium, since version 1.0 on February 2002 till version 2.2 on September 2014. The first RTPS protocol version was standardized after ORTE release, ORTE was used as proof of concept. Also some interesting projects as aerodynamic wind tunnel, networked vehicle systems and Eurobot2008 [4] implemented ORTE.

This thesis aims on upgrading ORTE implementation of RTPS protocol in order to achieve compatibility with the latest standard version 2.2. Good understanding of RTPS standard nad actual ORTE implementation is required. In Chapter 1, there is an introduction to RTPS and ORTE. Chapter 3 provides overview of the latest RTPS protocol version 2.2 with the section dedicated to comparison with version 1.0 of the protocol. Changes to achieve the compatibility with version 2.2 of the RTPS protocol are covered in chapter 4, chapter 5 documents results of updated ORTE implementation testing and possible future development is disussed in 6. In chapter 7, demo application of ORTE called *Shape* for Android is introduced. Demonstration application based on the original ORTE implementation has been developed as part of the preparation for main work to gain experience with the RTPS protocol and its implementation. Security considerations and proposal for security protocol extension is discussed in chapter 8.

## Chapter 2

### Technology overview

#### 2.1 DDS

There are two main models used in Data Distribution Services. *Centralized* model with the single point of failure via which all the communication goes is vulnerable. When the central server is unreachable, the whole network is non-functional. By contrast, *decentralized* approach has no central server, single point of failure. When one node of the network is non-functional, the rest of the network can continue in data transfers.

#### 2.2 DCPS

In the Data-Centric Publish-Subscribe network, data are sent by *Publishers* and received by *Subscribers*. It depends on application what kind of data is *Published*, *Subscribed*, how are data sent and if at all. Data-Centric Publish-Subscribe network is responsible for delivery of right data between right nodes with right parameters.

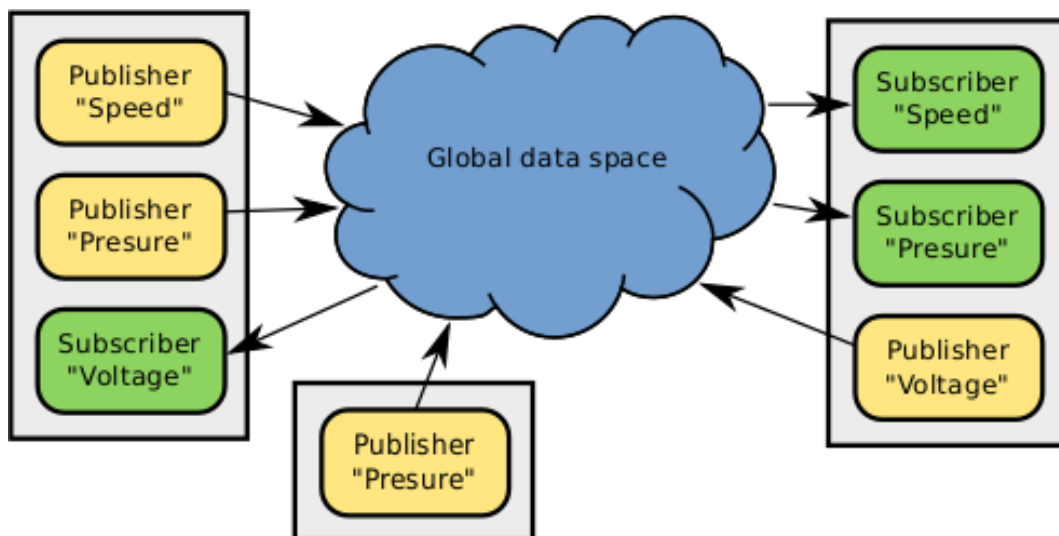


Figure 2.1. Example of DCPS application model ([5]).

#### 2.3 RTPS

Real-Time Publish-Subscribe is wire protocol developed to ensure interoperability between DDS implementations. It's fault tolerant (decentralized), scalable, tunable, with plug-and-play connectivity and ability of best-effort and reliable communication in real time applications.

## ■ 2.4 ORTE

Open Real-Time Ethernet (ORTE)[6] is the implementation of RTPS 1.0. It's library implemented in Application layer of UDP/IP stack, written in C, with own API, under open source license and therefore it's easy to port ORTE to many platforms, where UDP/IP stack is implemented.

# Chapter 3

## Actual RTPS protocol

When the *User Application* needs to exchange *Data Object* between multiple nodes in the network (*Entities* in the *Domain* in terms of RTPS), the RTPS protocol suits perfectly.

This chapter follows Platform Independent Model (PIM) of the RTPS protocol introduced in [1]. PIM is divided in four modules: basic objects are discussed in section 3.1, messages used for communication are described in 3.2 and behavior - messages exchange between objects - is discussed in 3.3. The last module of discovering *Domain* is covered in section 3.4. In the last section 3.5, versions 2.2 and 1.0 of RTPS protocol are compared.

### 3.1 Structure Module

The communication take place in the RTPS *Domain*, consisting of multiple *Entities*. Each *Entity* can be either *Participant* or *Endpoint*, where *Endpoints* can be specialized as *Writer* or *Reader*. Each *Endpoint* has it's own database of *Cache Changes* called *History Cache*. The whole structure is shown in figure 3.1.

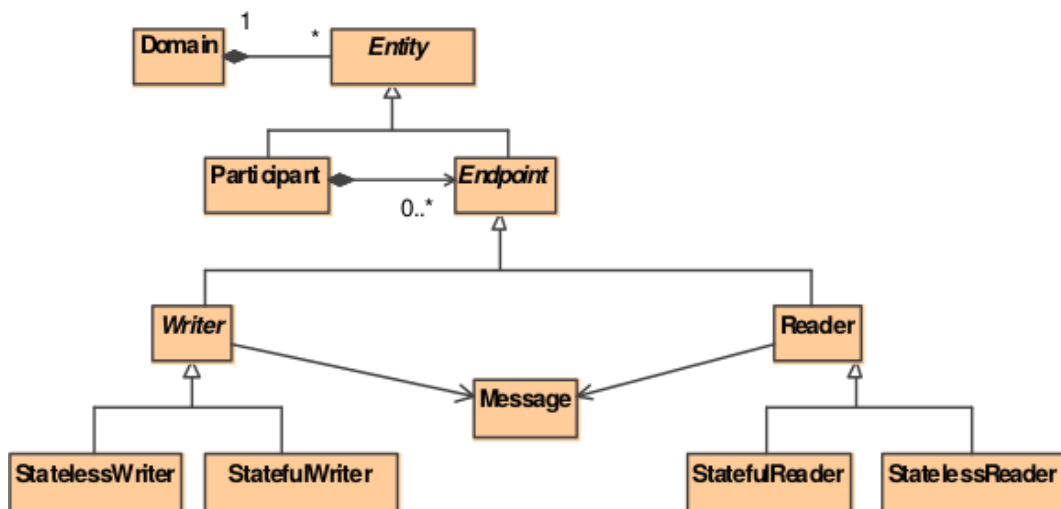


Figure 3.1. Structure Module diagram (chapter 7.1 in [1]).

It should be mentioned that there is also proxy *Participant* - *Participant Proxy* and another two proxy *Endpoints* - *Reader Proxy* and *Writer Proxy*. These objects represents remote *Participants* and their *Writers* and *Readers* and are introduced in chapter 8.4 in [1]. The local *Participant* maintains the topology of the *Domain* and needs to store information about remote *Participants*. For this purpose, *Participant Proxy* is used. Sometimes, local *Writer* needs to store information about remote *Reader* and therefore, *Reader Proxy* is used. Also local *Readers* are sometimes in need of storing information about remote *Writers* and then *Writer Proxy* is used.

### ■ 3.1.1 Participant

*Domain Participant* is container for *Endpoints* within the same application. It has the following attributes:

- GUID
- Protocol Version
- Vendor Id
- Default Unicast Locator List
- Default Multicast Locator List

Where the *GUID* is globally-unique RTPS-entity identifier consisting of *GUID Prefix* and *EntityId*, *Protocol Version* is version of actual implementation and vendor of implementation is represented by *Vendor Id*.

*Default Unicast Locator List* and *Default Multicast Locator List* are lists of IP address and port combinations used to send user data traffic to, when there is no such an information contained in *Writers* of the *Participant*.

Each *Endpoint* within the same *Participant* has to have the same *GUID Prefix*.

### ■ 3.1.2 Writer Endpoint

*Writer* is the source of *Cache Changes* which are sent to *Readers*. It has the following attributes:

- GUID
- Topic Kind
- Reliability Level
- Unicast Locator List
- Multicast Locator List
- Push Mode
- Heartbeat Period
- Nack Response Delay
- Nack Suppression Duration
- Last Change Sequence Number
- Writer Cache

Where *Topic Kind* can be either NO\_KEY or WITH\_KEY. WITH\_KEY is used, when the topic consists of more than one data instances identified by *key*. *Reliability Level* can be either BEST\_EFFORT or RELIABLE, saying if it should be verified that *Cache Change* reached the *Reader*.

*Unicast Locator List* and *Multicast Locator List* are lists of IP address and port combinations on which is the *Writer* listening. If lists are empty, it's presumed that *Writer* is listening on *Default Unicast Locator List* respective *Default Multicast Locator List* of the *Participant*.

*Push Mode* defines if data are sent (*Push Mode* is set to TRUE) or Heartbeats with Sequence Numbers of available *Cache Changes* (*Push Mode* is set to FALSE). In the second case, *Reader* has to ask for *Cache Change* delivery.

*Heartbeat Period*, *Nack Response Delay* and *Nack Suppression Duration* are protocol tuning parameters, which defines announce interval of available data, how long the response to data request should be delayed respective how long can be request for just sent data ignored.

*Last Change Sequence Number* is the highest Sequence Number in *History Cache* and the *Writer Cache* is the *History Cache* of the *Writer* containing *Cache Changes* associated with the *Writer* itself.

### 3.1.3 Reader Endpoint

*Reader* is the destination of *Cache Changes* which are sent by *Writers*. It has the following attributes:

- GUID
- Topic Kind
- Reliability Level
- Unicast Locator List
- Multicast Locator List
- Expects Inline Qos
- Heartbeat Response Delay
- Heartbeat Suppression Duration
- Reader Cache

Where *Unicast Locator List* and *Multicast Locator List* are lists of IP address and port combinations on which is the *Reader* listening. If there is no IP address and port combination in list, it's presumed that *Reader* is listening on *Default Unicast Locator List* respective *Default Multicast Locator List* of the *Participant*.

The value of *Expects Inline Qos* is set to TRUE if the *Reader* expects in-line Qos to be sent along with data.

*Heartbeat Response Delay* and *Heartbeat Suppression Duration* are time parameters used for protocol tuning, which defines how long the acknowledgement of data should be delayed respective how long can be Heartbeat announces ignored after just received Heartbeat.

*Reader Cache* is the *History Cache* of the *Reader* containing *Cache Changes* associated with the *Reader* itself.

### 3.1.4 History Cache

*History Cache* is the database of *Cache Changes* serving as the API for *Writer* and *Reader Endpoints*. It has the following attributes:

- Changes

Where *Changes* are *Cache Changes* stored in the *History Cache*.

### 3.1.5 Cache Change

Is the change of the data object that should be propagated from the *Writer* to the matching *Readers*. It has the following attributes:

- Change Kind
- Writer GUID
- Instance Handle
- Sequence Number
- Data value

Where *Change Kind*<sup>1)</sup> is used to distinguish the change that was made to a data object. *Writer GUID* is the identifier of the source of the *Cache Change*, *Instance Handle* identifies the instance of the data object (in DDS the value of the *key* is used) and the *Sequence Number* is unique identifier of the *Cache Change* in the *History Cache* of the *Endpoint*. The last attribute, *Data value*, represents data associated to the *Cache Change*.

<sup>1)</sup> Possible values are: ALIVE, NOT\_ALIVE\_DISPOSED and NOT\_ALIVE\_UNREGISTERED

### ■ 3.1.6 Participant Proxy

Represents the information about remote *Participant* in the *Domain*. It has the following attributes:

- Protocol Version
- Guid Prefix
- Vendor Id
- Expects Inline Qos
- Available Builtin Endpoints
- Metatraffic Unicast Locator List
- Metatraffic Multicast Locator List
- Default Multicast Locator List
- Default Unicast Locator List
- Manual Liveliness Count
- Lease Duration

Where *Protocol Version* specify the version of the RTPS protocol implementation used by remote *Participant* and the vendor of this implementation is represented by the *Vendor Id*. *Guid Prefix* is the common part of the GUID for the *Participant* and all of it's *Endpoints*, *Expects Inline Qos* describes whether the *Readers* of the remote *Participant* expects in-line Qos sent along with data and *Available Builtin Endpoints* parameter specify which builtin *Endpoints* used for plug-and-play interoperability are available by remote *Participant*.

*Metatraffic Unicast Locator List* and *Metatraffic Multicast Locator List* are IP address and port combinations that can be used to reach the remote builtin *Endpoints* and *Default Unicast Locator List* and *Default Multicast Locator List* are IP address and port combinations that can be used to reach the remote *Endpoints* defined by user that serve for user data exchange.

*Manual Liveliness Count* is used to implement MANUAL\_BY\_PARTICIPANT liveliness Qos and *Lease Duration* specify the time period for which the remote *Participant* should be considered alive.

### ■ 3.1.7 Reader Proxy

Represents the information about remote *Reader*. It has the following attributes:

- Remote Reader GUID
- Unicast Locator List
- Muticast Locator List
- Changes for Reader
- Expects Inline Qos
- Is Active

Where *Remote Reader GUID* is unique identifier of remote *Reader*, *Unicast Locator List* and *Multicast Locator List* are lists of IP address and port combinations on which is the remote *Reader* listening, *Changes for Reader* is the list of *Cache Changes* that should be sent to the remote *Reader*, *Expects Inline Qos* attribute specify if the remote *Reader* expects in-line Qos to be sent along with data and attribute *Is Active* is set to TRUE if the remote *Reader* is responsive to the local *Writer*.

### ■ 3.1.8 Writer Proxy

Represents the information about remote *Writer*. It has the following attributes:

- Remote Writer GUID
- Unicast Locator List
- Multicast Locator List
- Changes from Writer

Where *Remote Writer GUID* is unique identifier of remote *Writer*, *Unicat Locator List* and *Multicast Locator List* are lists of IP address and port combinations on which is the remote *Writer* listening and *Changes from Writer* is the list of *Cache Changes* that are received or expected from the remote *Writer*.

## 3.2 Messages Module

For communication between *Writers* and *Readers*, RTPS messages are used. Each message consists of *Header* and one or more *Submessages*, where each *Submessage* has it's own *Submessage Header* and *Submessage Elements* based on the kind of the *Submessage*. The structure of RTPS message is shown in figure 3.2.

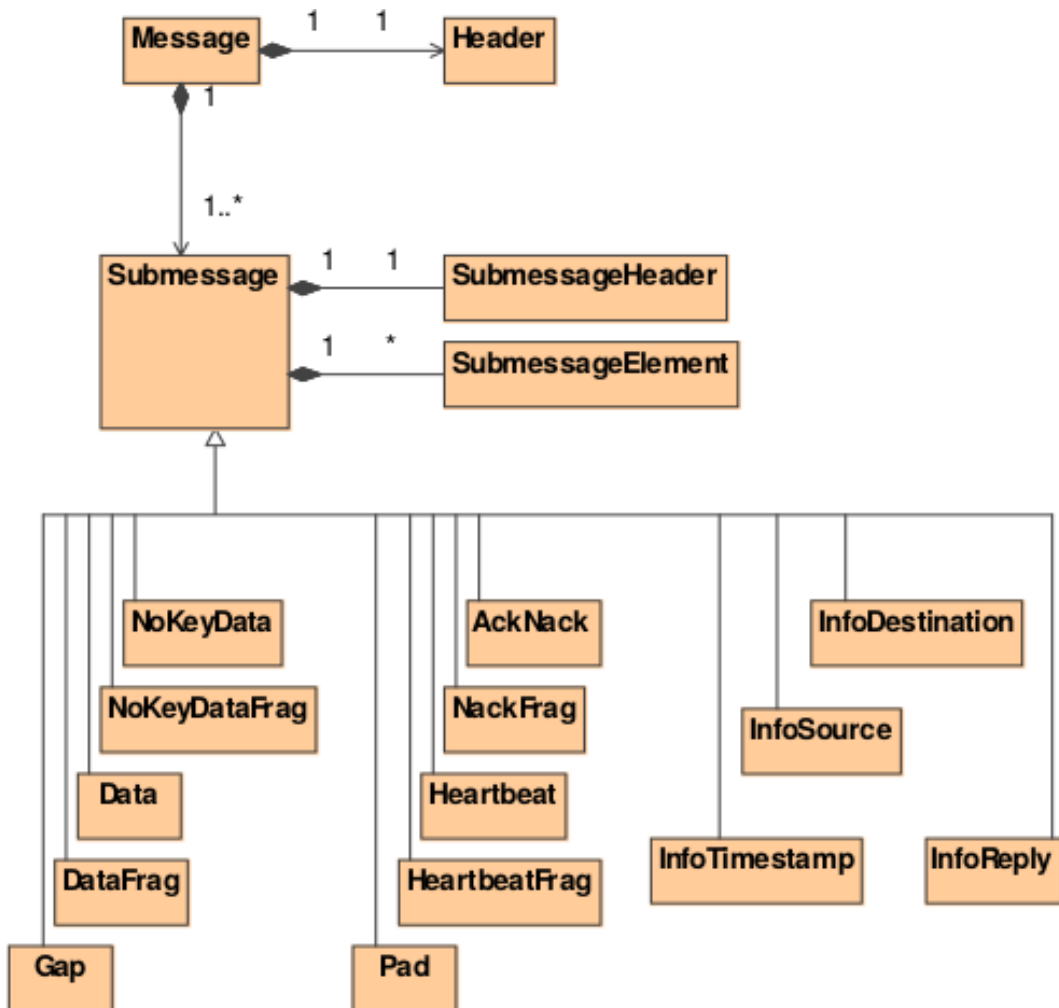


Figure 3.2. Structure of RTPS message (chapter 8.3.3 in [1]).

The interpretation of *Submessage* may depend on previously received *Submessages* within the same *Message*, therefore information shared between these *Submessages*



must be stored. *Message Receiver* ensures this function by storing information about *Source Protocol Version*, *Source Vendor Id*, *Source GUID Prefix*, *Destination GUID Prefix*, *Unicast Reply Locator List*, *Multicast Reply Locator List*, *Have Timestamp* and *Timestamp*. State of the *Message Receiver* is reset to default values each time the *Message* is received.

Submessages can be divided to *Entity Submessages* which target an RTPS *Entity* affecting it's behavior and *Interpreter Submessages* changing the state of the *Message Receiver*.

### ■ 3.2.1 Header

The first change in the state of *Message Receiver* is made by *Header* of the received *Message*. The *Header* identify RTPS *Message*, *Protocol Version* used, *Vendor* of the implementation and common part of GUID - *GUID Prefix* - used to interpret source *EntityId* in the *Submessage*.

### ■ 3.2.2 Submessage Header

*Submessage Header* is included in each *Submessage*, it has the following attributes:

- Submessage Kind
- Flags
- Submessage Length

Where *Submessage Kind* specify the meaning of *Submessage*, *Flags* is an array of 8 bits, which identifies endianness used in the *Submessage* (LSB), the presence of optional elements and possibly changes the interpretation of the *Submessage*. The *Submessage Length* specify the length of the *Submessage*.

### ■ 3.2.3 Interpreter Submessages

List of *Submessages* and their changes to the *Message Receiver* follows.

**InfoDestination** is sent from *Writer* to *Reader* to modify the *Destination GUID Prefix* value of *Message Receiver* used to interpret *Reader EntityId* in the *Submessage*.

**InfoReply** is sent from *Reader* to *Writer* to explicitly define where to send a reply to the *Submessage* that follow.

**InfoSource** modifies the source *Protocol Version*, *Vendor Id* and *GUID Prefix* of the *Submessages* that follow.

**InfoTimestamp** is used to send the *Timestamp* that apply to the *Submessages* that follow.

### ■ 3.2.4 Entity Submessages

List of *Submessages* and their interpretation follows.

**AckNack** is sent by *Reader* to inform the *Writer* about which sequence numbers are received and which are missing.

**Data** is sent from *Writer* to *Reader* and is used to inform about changes to a data object. Changes may be in value or in lifecycle of the object.

**DataFrag** is used when the **Data** *Submessage* exceeds the MTU of lower communication layers, otherwise it has the same function as **Data** *Submessage*.

**Gap** sent by *Writer* indicates to the *Reader* which sequence numbers are no longer relevant.

**Heartbeat** announces to *Readers* sequence numbers of *Cache Changes* that are available in *Writer*.

**HeartbeatFrag** is used when fragmentation occurs and until all fragments are available. Once all fragments are available, **Heartbeat Submessage** is used.

**NackFrag** is sent by *Reader* to inform the *Writer* about which fragments are missing.

**Pad** is padding message used for desired alignment. It has no other meaning.

## 3.3 Behavior Module

The purpose of the RTPS protocol can be simplified to propagating *Cache Change* from *Writer* to *Reader*. The manner of propagation in relation to properties of communication is discussed in this section. There are two main properties of communication:

- Topic Kind
- Reliability Level

Where *Topic Kind* can be either NO\_KEY or WITH\_KEY and *Reliability Level* can be either BEST\_EFFORT or RELIABLE. Pairing of *Writers* with *Readers* must acknowledge the following restrictions.

*Writer* and *Reader* can be paired up and the communication may begin when the *Topic Kind* matches, because both *Endpoints* relate to the same DDS Topic which is either NO\_KEY or WITH\_KEY.

The reliability depends on the *Reader*. If the *Reader* has the *Reliability Level* set to RELIABLE, the corresponding *Writer* has to also have the *Reliability Level* set to RELIABLE, while the *Reader* has the *Reliability Level* set to BEST\_EFFORT, the *Reliability Level* of the corresponding *Writer* doesn't matter.

The behavior required for interoperability between implementations is summarized in section 3.3.1. In chapter 8.4 in [1], there are two reference implementations of *Endpoints* that are summarized in section 3.3.2. In the remaining sections, these implementations are discussed in detail.

### 3.3.1 Interoperability

In order to be compliant with protocol specification and interoperable with other implementations, the implementation of the RTPS protocol must satisfy the following requirements.

- General Requirements:
  - Only RTPS messages are used for communication.
  - Message Receiver must be implemented.
  - Timing characteristics must be tunable.
  - Simple Participant Discovery Protocol must be implemented.
  - Simple Endpoint Discovery Protocol must be implemented.
  - Writer Liveliness Protocol must be implemented.
- Required Writer Behavior:
  - Data must be sent in-order.
  - If requested, in-line Qos must be included.
- Additional requirements for Reliable Writer:
  - Periodic HEARTBEAT messages must be sent.
  - Response to ACKNACK message must be eventually sent.
- Required Reader Behavior:

- No specific behavior needed as best-effort reader is completely passive.
- Additional requirements for Reliable Reader:
  - Response to HEARTBEAT with final flag not set must be eventually sent.
  - Response to HEARTBEAT indicating missing sample must be eventually sent.
  - Once acknowledged, always acknowledged.
  - ACKNACK can be only sent in response to HEARTBEAT.

**Writer Liveliness Protocol** is required by DDS to exchange information about the Liveliness of *Writers* by *Participants*. Builtin *Endpoints* are used for sending samples at rate faster than the smallest lease duration among *Writers* sharing the same liveliness Qos.

### ■ 3.3.2 State Maintenance

In [1], two reference implementations of RTPS protocol are introduced.

**Stateless** implementation maintains no state about remote *Endpoints*, which suits for best-effort communication over multicast. While this implementation scales well in large systems and memory usage is reduced, additional bandwidth may be required.

**Stateful** implementation, on the other hand maintains full state on remote *Endpoints*. More memory is needed and scalability is limited, but bandwidth usage decreases. Also, strict reliable communication and Qos based filtering on the *Writer's* side may be applied.

It's important to mention that these are *reference implementations*. It means that there is no need for two kinds of *Endpoints* - *Stateless* and *Stateful*, because the only behavior needed for interoperability is introduced in 3.3.1. *Reference implementations* just helps to understand and implement this behavior. Both *reference implementations*, *Stateless* as well as *Stateful* may be BEST\_EFFORT, RELIABLE, NO\_KEY or WITH\_KEY. Exceptions are discussed and explained below.

### ■ 3.3.3 Stateless Writer

To be compliant with 3.3.2, *Stateless Writer* must send data in order and include in-line Qos if needed. BEST\_EFFORT *Stateless Writer* has no other requirements and data are sent each *Resend Data Period* or on demand by user application.

If *Stateless Writer* is RELIABLE, periodic HEARTBEATS with available data are sent. Sending of data then depend on *Push Mode*. If *Push Mode* is TRUE, data are sent each *Resend Data Period* or on demand by user application, if it's FALSE, data are stored in *History Cache* of *Writer* and sent only in response to ACKNACK.

*Readers* uses ACKNACK messages to request interesting data from *Reliable Writer*. DATA submessage is sent if data are still available in *Writer's History Cache* or GAP submessage indicating that data are no longer relevant.

Even the bandwidth can be reduced if the information of acknowledged Sequence Numbers would be stored for remote *Readers*, it's not interoperability issue.

### ■ 3.3.4 Stateless Reader

The function of BEST\_EFFORT *Stateless Reader* is to receive and process data. However, to ensure RELIABLE communication, the problem arise, because at least sequence numbers of announced, requested but not received *Cache Changes* are needed, so some information about remote *Writer* has to be stored and therefore *Reader* can't be *Stateless*.

As mentioned above, this is the only exception. *Stateless Reader* can't be RELIABLE.

### ■ 3.3.5 Stateful Writer

For each remote *Reader*, *Stateful Writer* stores information in *Reader Proxy* structure. When *Cache Change* is added to the *History Cache* of *Writer*, filtering can occur to determine if *Cache Change* is relevant for *Reader* and consequently stored in *Changes for Reader* of *Reader Proxy*.

BEST\_EFFORT traffic is sent on demand by user application to each *Reader Proxy* whenever there are any unsent changes in *Changes for Reader*.

For RELIABLE *Stateful Writer*, periodic HEARTBEATS must be sent to each *Reader Proxy*. Sending of data then depends on *Push Mode* - when the value is TRUE, *Cache Change* pass the filter and is added to *Changes for Reader*, the *Cache Change* is marked as unsent and will be sent as soon as the needed resources would be available. When the value of *Push Mode* is FALSE, only HEARTBEATS are sent and *Reader* has to ask for data by sending ACKNACK for interested data. In response to ACKNACK, *Reliable Writer* then sends DATA submessage if the data are still available or GAP submessage when the data are no longer relevant.

It should be mentioned that in general, *Reader's Entity Id* of submessages is set to ENTITYID\_UNKNOWN, stating that each *Reader* of remote *Participant* should receive the data. The only situation when *Writer* knows exactly the destination and therefore may set *Reader's Entity Id* properly is sending DATA submessage in response to ACKNACK by *Stateful Writer*.

### ■ 3.3.6 Stateful Reader

For BEST\_EFFORT traffic, *Stateful Reader* stores information about expected Sequence Number for each remote *Writer*. This information is stored in *Writer Proxy* structure. Storing Sequence Number ensures that there are no duplicated nor out-of-order data changes.

If the communication is RELIABLE and DATA submessage or GAP is received, expected Sequence Number is set correspondingly. When HEARTBEAT is received, databases of missing and lost changes are updated for *Writer Proxy* and the rest of behavior depends on *Final* and *Liveliness Flags*. When both, *Final* and *Liveliness Flags* are set, nothing happens. When *Liveliness Flag* is not set, then ACKNACK with missing changes may be sent and when *Final Flag* is not set, ACKNACK must be sent.

## ■ 3.4 Discovery Module

The communication as described in 3.3 between *Endpoints* described in 3.1 by the *Messages* described in 3.2 assumes that both ends of communication are known. *Discovery Module* introduces two processes of probing *Domain* due to discovering *Participants* called *Simple Participant Discovery Protocol* and their *Endpoints* known as *Simple Endpoint Discovery Protocol*.

SPDP and SEDP are only discovery protocols described in RTPS specification and have to be implemented in order to enable interoperability between implementations. However vendor specific discovery protocols can be implemented in addition to overcome some drawbacks of *Simple Discovery Protocols*.

The difference between *Builtin* and *User-defined Endpoints* needs to be clear. *Builtin Endpoints* are predefined by RTPS specification and once a *Participant* is discovered,

it can be assumed that *Builtin Endpoints* are present, while *User-defined Endpoints* are defined by user application and it's purpose and can't be known in advance. Therefore the purpose of *Discovery Module* can be roughly simplified to discovering *User-defined Endpoints* of remote *Participants* with help of *Builtin Endpoints*. *Builtin Endpoints* are used by *Simple Discovery Protocols*.

### ■ 3.4.1 SPDP

*Best-effort Writer* with predefined Entity Id<sup>1)</sup>) and *Best-effort Reader* with predefined Entity Id<sup>2)</sup>) are used to exchange *SPDPdiscoveredParticipantData* containing *Participant Proxy* information about remote *Participant*. This traffic is sent to predefined IP address and port discussed in PSM in [1]. Remote *Participants* and their attributes are discovered by SPDP.

### ■ 3.4.2 SEDP

*Reliable Writer* with predefined Entity Id<sup>3)</sup>) and *Reliable Reader* with predefined Entity Id<sup>4)</sup>) are used to exchange *DiscoveredWriterData* containing information about *Writers* of remote *Participant*.

*Reliable Writer* with predefined Entity Id<sup>5)</sup>) and *Reliable Reader* with predefined Entity Id<sup>6)</sup>) are used to exchange *DiscoveredReaderData* containing information about *Readers* of remote *Participant*.

The last pair of *Reliable Endpoints*<sup>7)</sup>) can be used to exchange *DiscoveredTopicData*, but these *Endpoints* aren't mandatory and the interoperability is not affected by them.

*Endpoints* of remote *Participants* are discovered by SEDP.

## ■ 3.5 RTPS 1.0

ORTE is one of the implementations of the RTPS protocol used as proof of concept to standardize RTPS 1.0. This section discuss the difference between version 1.0 and 2.2 of the RTPS protocol, viewed from the perspective of the version 2.2.

### ■ 3.5.1 Structure Module

Important change in version 2.2 is that the *GUID* consists of *Guid Prefix* (12B) and *Entity Id* (4B), while in version 1.0, *GUID* consists of *Host Id* (4B), *Application Id* (4B) and *Object Id* (4B). *Entity Id* may be compared with *Object Id* and *Guid Prefix* corresponds to *Host Id* and *Application Id*. The size of *GUID* in version 2.2 was increased by 4B.

New *Locator* type is introduced in version 2.2, containing IP address, port and kind. *Locator* type is introduced because of IPv6, it's kind can be either LOCATOR\_KIND\_UDPv4 or LOCATOR\_KIND\_UDPv6.

<sup>1)</sup> ENTITYID\_SPDP\_BUILTIN\_PARTICIPANT\_WRITER

<sup>2)</sup> ENTITYID\_SPDP\_BUILTIN\_PARTICIPANT\_READER

<sup>3)</sup> ENTITYID\_SEDP\_BUILTIN\_PUBLICATIONS\_WRITER

<sup>4)</sup> ENTITYID\_SEDP\_BUILTIN\_PUBLICATIONS\_READER

<sup>5)</sup> ENTITYID\_SEDP\_BUILTIN\_SUBSCRIPTIONS\_WRITER

<sup>6)</sup> ENTITYID\_SEDP\_BUILTIN\_SUBSCRIPTIONS\_READER

<sup>7)</sup> ENTITYID\_SEDP\_BUILTIN\_TOPIC\_WRITER and ENTITYID\_SEDP\_BUILTIN\_TOPIC\_READER

### ■ 3.5.2 Messages Module

The structure of the *RTPS Header* remains same, but because of change in size of GUID in version 2.2, size of the *Header* also increased. *Host Id* and *Application Id* are replaced by *Guid Prefix* indeed.

The structure of the *Submessage* remains completely same.

Following are changes in *Submessages*:

- VAR is deprecated
- ISSUE is deprecated
- ACK is renamed to ACKNACK
- INFO\_REPLY is renamed to INFO\_REPLY\_IP4
- INFO\_REPLY is introduced
- NACK\_FRAG is introduced
- HEARTBEAT\_FRAG is introduced
- DATA is introduced
- DATA\_FRAG is introduced

### ■ 3.5.3 Behavior Module

*Writers* are divided to *CSTWriters* and *Publications*, *Readers* to *CSTWriters* and *Subscriptions* in version 1.0.

*CSTWriters* and *CSTReaders* are builtin “endpoints” used for Composite State Transfer protocol and the communication between them is reliable. Messages used are VAR, GAP, HEARTBEAT and ACK. *CSCChanges* are exchanges between *CSTWriters* and *CSTReaders*.

*Publications* and *Subscriptions* are used for user data exchange and the communication can be either reliable or best-effort. Messages used are ISSUE, HEARTBEAT and ACK. User data in ISSUE messages are represented in CDR format.

In version 2.2, only difference between builtin and user defined *Endpoints* are predefined Entity Ids. Both, builtin and user defined *Endpoints* can be reliable or best-effort and DATA, HEARTBEAT, GAP and ACKNACK submessages are used independently on the purpose of the communication.

### ■ 3.5.4 Discovery Module

In version 1.0, two kinds of “entities” are discussed in specification - *Managers* and *Managed Applications*. The purpose of *Managers* is *Managed Application* discovery and the purpose of *Managed Applications* is to exchange user data. Each *Managed Application* needs to be registered to one of the *Managers*.

Discovery in version 1.0 is ensured by following protocols:

- *Inter-Manager Protocol* allows *Managers* to discover each other.
- *Manager-Discovery Protocol* allows every *Managed Application* to discover other *Managers*.
- *Registration Protocol* allows *Managers* to find their *Managed Applications*.
- *Application-Discovery Protocol* is used by *Managed Application* to discover other *Managed Applications*.
- *Services-Discovery Protocol* allows to find *Publications* and *Subscriptions* in other *Managed Applications*.

In version 2.2, SPDP and SEDP are only required protocols used for discovery.

# Chapter 4

## Required changes in ORTE

In this chapter, changes required for ORTE to be compatible with the version 2.2 of the RTPS protocol are discussed. Following is the state of work, where what is **done** is blue, **working** is green, **not finished** is red and needless for interoperability is black.

- Structure Module
  - Participant (tested)
  - History Cache (tested)
  - Cache Change (tested)
  - Participant Proxy (tested)
  - Writer Endpoint (working)
  - Reader Endpoint (working)
  - Reader Proxy (working)
  - Writer Proxy (working)
- Messages Module
  - Header (tested)
  - Message Receiver (tested)
  - Data (tested)
  - InfoDestination (done)
  - InfoReply (done)
  - InfoSource (done)
  - InfoTimestamp (done)
  - Pad (done)
  - AckNack (working)
  - Gap (working)
  - Heartbeat (working)
  - DataFrag
  - HeartbeatFrag
  - NackFrag
- Behavior Module
  - Best-Effort Stateless Writer (tested)
  - Best-Effort Stateless Reader (tested)
  - Reliable Stateless Writer (not finished)
  - Reliable Stateful Reader, Writer Proxy (not finished)
  - Best-Effort Stateful Writer
  - Reliable Stateful Writer, Reader Proxy
  - Best-Effort Stateful Reader
- Discovery Module
  - SPDP (tested)
  - SEDP (not finished)

In section 4.1, specific types used in ORTE are introduced, their purpose and legacy of the original implementation. In 4.2, 4.3, 4.4 and 4.5, implementation of each module from chapter 3 is discussed.

## 4.1 ORTE specific

In RTPS 1.0 implementation, the core structure is `ORTEDomain`. Following are specific types contained in `ORTEDomain` structure:

- `TaskProp`
- `TypeEntry`
- `ObjectEntry`
- `PSEntry`
- `CSTPublications`
- `CSTSubscriptions`

`TaskProp` maintains properties of *Tasks*, including own socket, thread and `MessageBuffer` (used for sending and receiving data) for each *Task*. There are five *Tasks*: `taskRecvUnicastMetatraffic`, `taskRecvMulticastMetatraffic`, `taskRecvUnicastUserdata`, `taskRecvMulticastUserdata` and `taskSend`.

`TypeEntry` is database of *Types* used for data encapsulation, containing name of *Type* and functions to serialize and deserialize it.

The database of all “endpoints” is stored in `ObjectEntry`. In `ORTEDomain`, variable `objectEntry` of type `ObjectEntry` is the root of 3-layered AVL tree ([7]), where each layer correspond to *Host Id*, *Application Id* and *Object Id*. Also, *Application Id* layer serves as the root for *Hierarchical Timer* ([7]) used for timing in ORTE.

`PSEntry`, `CSTPublications` and `CSTSubscriptions` are databases of *Publications* and *Subscriptions*. In context of version 1.0 of the RTPS protocol, “endpoints” used for user data communication are stored here.

Builtin “endpoints” are defined directly in `ORTEDomain` structure, there are nine of `CSTWriters` and `CSTReaders` used for CST protocol:

- `writerApplicationSelf`
- `readerManagers`
- `readerApplications`
- `writerManagers`
- `writerApplications`
- `writerPublications`
- `readerPublications`
- `writerSubscriptions`
- `readerSubscriptions`.

Domain is abstract term involving communication of nodes that have something in common. The core structure in implementation of version 2.2 of RTPS protocol was therefore renamed to `ORTEDomainParticipant`. Following types persisted:

- `TaskProp`
- `TypeEntry`
- `ObjectEntry`

`TaskProp` has the same purpose as in the original implementation, just some of names changed to be more appropriate (see below).



TypeEntry remains completely same.

Because of substitution of *Host Id* and *Application Id* for *Guid Prefix*, ObjectEntry changed from 3-layered to 2-layered AVL tree ([7]), where the first layer corresponds to *Guid Prefix* and the second one to *Entity Id*. The root for *Hierarchical Timer* ([7]) is at the *Guid Prefix* layer.

ORTEEndpoint structure was added to ObjectEntry at the *Entity Id* layer. ORTEEndpoint can be *Stateless Writer* or *Stateless Reader* at present (see 4) and *Stateful Writer*, *Stateful Reader*, *Participant Proxy*, *Reader Proxy* and *Writer Proxy* will be added in the future. So one database containing all *Endpoints* in *Domain* is used for each *Participant* and there is no need for directly defined *Endpoints* or separate database of publishers and subscribers.

## 4.2 Structure Module

Examples of implementation of basic types used in RTPS protocol follow.

```
typedef uint8_t *GuidPrefix;
typedef uint32_t EntityId;
typedef struct {
    GuidPrefix guidPrefix;
    EntityId entityId;
} GUID_RTPS;
```

Because of AVL tree [7] implementation, \*GuidPrefix is a pointer.

```
typedef struct {
    int32_t          kind;
    uint32_t         port;
    uint8_t          address[16];
} Locator;
```

```
typedef struct {
    int32_t          seconds;           // time in seconds
    uint32_t         fraction;         // time in seconds / 2^32
} NtpTime;
```

Implementation follow Platform Specific Model (PSM) of the RTPS protocol introduced in [1].

### 4.2.1 Participant

In the correspondence to PIM (3.1) and as mentioned above, ORTEDomain structure changed to ORTEDomainParticipant:

```
struct ORTEDomainParticipant {
    uint32_t          domainId;
    ObjectEntryEID   *myself;
    uint32_t          participantId;

    GUID_RTPS        guid;
    ProtocolVersion  protocolVersion;
    VendorId         vendorId;

    Locator           *defaultUnicastLocatorList;
```

```

uint32_t          defaultUnicastNumLocators;
Locator           *defaultMulticastLocatorList;
uint32_t          defaultMulticastNumLocators;
Locator           *sendingLocator;
uint32_t          sendingNumLocators;

TaskProp          taskRecvUnicastDiscoveryTraffic;
TaskProp          taskRecvMulticastDiscoveryTraffic;
TaskProp          taskRecvUnicastUserTraffic;
TaskProp          taskRecvMulticastUserTraffic;
TaskProp          taskSend;

// db of types (ORTETypeRegister)
TypeEntry         typeEntry;
// db of objects (ObjectEntryGP, ObjectEntryEID)
ObjectEntry       objectEntry;
};

```

Identifiers of `ORTEDomainParticipant` are `domainId`, `participantId` and `guid`, where `guid` is generated as discussed in [8]. The version of implementation is stored in `protocolVersion` and the vendor of implementation in `vendorId` attributes. *Domains* are distinguished by `domainId`, only *Participants* in the same *Domain* can communicate. *Participants* within the *Domain* are distinguished by unique `participantId`.

Pointer to `Locator` and the number of elements is used for *Locator Lists* implementation. Pointer to `Locator` supersedes function of array for which fixed number of elements have to be known in advance.

For sending *Task*, there is no difference between *Discovery*, *User*, *Unicast* nor *Multicast* traffic, so there is only one socket, thread and `MessageBuffer` for data sending. However each kind of receiving traffic like *Unicast Discovery*, *Multicast Discovery*, *Unicast User* or *Multicast User* has its own *Task* and so its own socket, thread and `MessageBuffer`. This approach allows to process multiple kinds of traffic received on different ports at once.

Because `ORTEDomainParticipant` containing database of all *Entities* in *Domain* is shared between *Tasks* (and so between all threads), `rwlock` and `mutex` are used for *Endpoints* and their related *Timers* stored in `objectEntry` in order to prevent access from multiple threads. Attribute `*myself` is used to store pointer to the *Participant* in the database of all *Entities*. The root for database of all *Endpoints* is `objectEntry`, the root for database of *Types* is `typeEntry`.

Basic functions for `ORTEDomainParticipant` are:

```

extern ORTEDomainParticipant *
  ORTEDomainParticipant_new(
    uint32_t domainId,
    uint32_t participantId
  );

extern void
  ORTEDomainParticipant_start(
    ORTEDomainParticipant *dp
  );

extern Boolean
  ORTEDomainParticipant_destroy(

```

```

    ORTEDomainParticipant *dp
);

```

Where `ORTEDomainParticipant_new` and `ORTEDomainCreate` functions can be compared - both return core structure (`ORTEDomainParticipant` in version 2.2 and `ORTEDomain` in version 1.0) and initialize core attributes, structures and tasks.

The `ORTEDomainParticipant_start` function can be compared to `ORTEDomainStart` - both are used to start threads for corresponding *Tasks*.

The `ORTEDomainParticipant_destroy` and `ORTEDomainDestroy` functions can be compared - both are used to release sources related to the core structure.

## 4.2.2 Endpoints

Because *CSTWriter* evolves to *Stateful Writer* and *CSTReader* to *Stateful Reader*, new structures `StatelessWriter` and `StatelessReader` are introduced in correspondence to reference implementation.

```

struct StatelessWriter {
    // it's Entity
    GUID RTPS                guid;

    // it's Endpoint
    TopicKind                topicKind;
    ReliabilityKind          reliabilityLevel;
    Locator                  *unicastLocatorList;
    uint32_t                 unicastNumLocators;
    Locator                  *multicastLocatorList;
    uint32_t                 multicastNumLocators;

    // it's Writer
    Boolean                  pushMode;
    Duration                 heartbeatPeriod;
    HTimFncUserNode         heartbeatTimer;
    Duration                 nackResponseDelay;
    HTimFncUserNode         nackResponseTimer;
    Duration                 nackSuppressionDuration;
    HTimFncUserNode         nackSuppressionTimer;
    SequenceNumber          lastChangeSequenceNumber;

    // it's StatelessWriter
    Duration                 resendDataPeriod;
    HTimFncUserNode         resendDataTimer;

    // Associations
    ul_list_head_t          writerCache; // HistoryCache
    ul_list_head_t          readerLocators;

    // others
    gavl_node_t             node; // StatelessPublications
    ObjectEntryEID          *objectEntryEID;
    ORTETypeRegister        *typeRegister;

    // HistoryCache
    SequenceNumber          firstSN;
}

```

```

SequenceNumber      lastSN;
};

```

Identifier of `StatelessWriter` is `guid`. `Writer` is `Endpoint` contained in `Participant`, therefore it has the same `Guid Prefix` and differs by `Entity Id`. Predefined `Entity Ids` are used for `Builtin Endpoints`. `Builtin Endpoints` differs from `User Endpoints` by the last octet (called `entityKind`) of `Entity Id`, see table 4.1. This description apply for each `Entity`.

Kind of Entity	User-defined Entity	Built-in Entity
unknown	0x00	0xc0
Participant	N/A	0xc1
Writer (with Key)	0x02	0xc2
Writer (no Key)	0x03	0xc3
Reader (no Key)	0x04	0xc4
Reader (with Key)	0x07	0xc7

**Table 4.1.** EntityKind octet of an EntityId [1].

Attributes `topicKind`, `reliabilityLevel` and `pushMode` are discussed in 3.3.

`Locator Lists` and `NtpTime` or `Duration` attributes of `Writer` and their purpose is discussed in 3.1. For each `NtpTime` or `Duration` attribute, function can be inserted into `Hierarchical Timer` structure and automatically launched.

The `History Cache` is implemented as doubly linked list [7] with the head of `writerCache`.

`Reader Locator` wasn't introduced yet. It is auxiliary structure used by `Stateless Writer`, containing information about where to send data. However it mustn't be confused with `Reader Proxy` of `Stateful Writer`, because `Reader Locator` doesn't store any state of `Endpoint`. Only `Locator` (IP address, port, kind), if Qos should be included, requested `Cache Changes` and unsent `Cache Changes`<sup>1)</sup> are stored. List of `Reader Locators` is implemented as doubly linked list [7] with the head of `readerLocators`.

The remaining attributes are mostly auxiliary - `node` is needed because of AVL tree implementation, `*objectEntryEID` is pointer to `Writer` in database of all `Entities`, `firstSN` and `lastSN` are `Sequence Numbers` related to `History Cache`. Attribute `*typeRegister` is pointer to `Type` associated with `Writer`, which is used to serialize and deserialize `Data Object` related to `Writer`.

```

struct StatelessReader {
    // it's Entity
    GUID_RTPS      guid;

    // it's Endpoint
    TopicKind      topicKind;
    ReliabilityKind reliabilityLevel;
    Locator        *unicastLocatorList;
    uint32_t       unicastNumLocators;
    Locator        *multicastLocatorList;
    uint32_t       multicastNumLocators;

    // it's Reader
    Boolean        expectsInlineQos;
}

```

<sup>1)</sup> Requested cache changes and unsent cache changes are used for RELIABLE implementation.

```

Duration          heartbeatResponseDelay;
HTimFncUserNode   heartbeatResponseTimer;
Duration          heartbeatSuppressionDuration;
HTimFncUserNode   heartbeatSuppressionTimer;

// it's StatelessReader

// Associations
ul_list_head_t    readerCache; // HistoryCache

// others
gavl_node_t       node;
ObjectEntryEID    *objectEntryEID;
ORTETypeRegister  *typeRegister;
};

```

Attributes of *Stateless Reader* have the same meaning as attributes of *Stateless Writer* but `expectsInlineQos` is added, claiming demand of *DDS Reader* for including Qos along with data.

### ■ 4.2.3 History Cache

The content of *History Cache* is made by *Cache Changes* - the replacement of *CSCChange*, which is used as “transfer unit” for all data exchanges in RTPS 2.2. Because *History Cache* is implemented as doubly linked list [7], there is no special structure for *History Cache*. The next is the structure of *Cache Change*.

```

struct CacheChange {
// it's CacheChange
ChangeKind          kind;
GUID_RTPS          writerGuid;
InstanceHandle     instanceHandle;
SequenceNumber     sequenceNumber;

// Associations
uint8_t            *data_value;
ul_list_head_t     inlineQos;

// Backward Associations
ul_list_node_t     nodeListHistoryCache; // for StatelessWriter
ul_list_node_t     nodeListRequestedChanges; // for ReaderLocator
ul_list_node_t     nodeListUnsentChanges; // for ReaderLocator
};

```

Attributes of *Cache Change* are discussed in 3.1. The pointer to *Data Object* of user *Application* is stored in `*data_value` attribute.

*Inline Qos* is sent as *Parameter List*, the sequence of *Parameters*. Each *Parameter* has its own *Id*, *Length* and *Data*, following structure is used for implementation.

```

typedef struct {
ul_list_node_t    node; // for inline Qos
int16_t          id;
int16_t          length;
union{
CORBA_unsigned_long  ulong;
};
};

```

```

CORBA_long          slong;
CORBA_boolean       boolean;
NtpTime             time;
ProtocolVersion     pv;
VendorId            vid;
Locator             locator;
uint32_t            ipv4;
uint32_t            port;
struct {
    uint8_t guidPrefix[12];
    EntityId entityId;
} guid;
uint32_t            eid;
uint8_t             keyHash[16];
uint8_t             statusInfo[4];
uint8_t             str[MAX_PARAMETER_LOCAL_LENGTH];
} value;
uint8_t             *p_value;
} Parameter;

```

*Inline Qos* is implemented as doubly linked list [7] of *Parameters*. This approach is same as in version 1.0, only *ParameterSequence* name changed to *Parameter* and attributes of *Parameter* changed to correspond to version 2.2 types.

Implementation of doubly linked list [7] depends on backward associations.

The implementation of *History Cache* remains the same - it's implemented as doubly linked list [7]. This manner allows to save memory by maintaining only one *Cache Change*, pointed from more structures as multiple matched *Reader Proxy* or *Writer Proxy*.

#### ■ 4.2.4 Proxy Entities

While the name changed for *CSTRemote Reader* and *CSTRemoteWriter* to *Reader Proxy* respective *Writer Proxy*, the function of this *Endpoints* remains the same. *Participant Proxy*, *Reader Proxy* and *Writer Proxy* stores important attributes of *Participant*, *Reader* respective *Writer*.

### ■ 4.3 Messages Module

Generally for *Submessages*, name of the function responsible for processing of *Submessage* was changed by adding *Process* to the name (e.g. *RTPSInfoDST* function name changed to *RTPSInfoDSTProcess*).

#### ■ 4.3.1 Header

Because of substitution of *Host Id* and *Application Id* for *Guid Prefix* (3.5), the *Header* of RTPS messages is changed appropriately - instead of 4B for *Host Id* and 4B for *Application Id*, 12B for *Guid Prefix* are sent. The *Header* length is therefore resized to 20B.

#### ■ 4.3.2 Submessage Header

For *Submessages*, new structure *SubmessageHeader* is defined.

```

typedef struct {
    SubmessageKind kind;
    uint8_t flags;
    uint16_t length;
} SubmessageHeader;

#define PUT_SHEADER(submessageHeader) \
do { \
    CDR_put_octet(cdrCodec, (submessageHeader).kind); \
    CDR_put_octet(cdrCodec, (submessageHeader).flags); \
    CDR_put_ushort(cdrCodec, (submessageHeader).length); \
} while(0)

```

When *Submessages* are sent, predefined macro `PUT_SHEADER(submessageHeader)` ensures putting the *Submessage Header* “on the wire” in contrast to version 1.0 implementation, where local variables `flags`, `len`, `length` and global structure `SubmessageId` were used.

When receiving, *Submessage Header* is taken “from the wire” only once in the thread of the receiving task. The pointer to `SubmessageHeader` and other pointers to `MessageInterpret` and `CDR_Codec` structures are then forwarded to the *Process* function of particular *Submessage*, preventing rewinding of `CDR_Codec`’s buffer and reading *Submessage Header*’s information again.

### 4.3.3 Message Interpret

According to *Guid Prefix* and *Locator* changes (3.5), `MessageInterpret` structure is changed - *Host Id* and *Application Id* are substituted by *Guid Prefix* and *Reply IP Addresses* are substituted by *Reply Locators Lists*. Also processing and updating of *Message Interpret* was changed accordingly.

```

typedef struct {
    ProtocolVersion    sourceVersion;
    VendorId           sourceVendorId;
    GuidPrefix         sourceGuidPrefix;
    GuidPrefix         destGuidPrefix;
    Locator            *unicastReplyLocatorList;
    uint32_t           unicastReplyNumLocators;
    Locator            *multicastReplyLocatorList;
    uint32_t           multicastReplyNumLocators;
    Boolean            haveTimestamp;
    NtpTime            timestamp;
} MessageInterpret; // is Message Receiver in RTPS2.2

```

### 4.3.4 Data Submessage

New **Data Submessage** is introduced in version 2.2 of the RTPS protocol. Two functions for **Data Submessage** are defined.

```

extern int
RTPSDataCreate(
    CDR_Codec *cdrCodec,
    CacheChange *cc,
    EntityId readerId
);

```

```
extern int
RTPSDataProcess(
    CDR_Codec *cdrCodec,
    MessageInterpret *mi,
    SubmessageHeader *sh,
    TaskProp *tp
);
```

Where RTPSDataCreate function is used to create **Data Submessage** based on *Cache Change* and put the *Submessage* “on the wire”. RTPSDataCreate function is used by sending thread represented by taskSend of ORTEDomainParticipant.

Processing of **Data Submessage** is ensured by RTPSDataProcess function. The *Submessage* is got “from the wire” and delivered to target *Reader*. All receiving threads will use this function whenever **Data Submessage** is received.

## 4.4 Behavior Module

In order to enable communication, *Writer* and *Reader Endpoints* needs to be added to database of all *Endpoints* of the *Participant* and initialized. The function objectEntryAdd is used for the first task, functions used for the second one are StatelessWriter\_init and StatelessReader\_init.

### 4.4.1 Stateless Writer

When the *Writer* is added to database of all *Endpoints* and it’s attributes are initialized, following steps should be performed for proper functionality of the *Writer*.

- Addition of *Reader Locators* to readerLocators database of the *Writer*.
- Addition of *Cache Changes* into writerCache database of the *Writer*.
- Launch of *Resend Data Timer*.

StatelessWriter\_readerLocatorAdd function is used to associate *Reader Locator* with the *Stateless Writer*. *Reader Locator* stores information about where to send *Cache Changes* in the sense of IP address and port<sup>1</sup>).

StatelessWriter\_initChange is used to initialize new *Cache Change*. Memory allocation have to precede this initialization and pointer to **CacheChange** is then forwarded to init function. The purpose of this approach is to prevent problems of storing *Cache Changes* on different memory stacks. Finally, StatelessWriter\_addChange is used to associate new *Cache Change* with the *Writer*.

StatelessWriter\_resendDataTimer function is used to schedule periodic sending of *Cache Changes* by calling ORTESendData function and adding itself with period of resendDataPeriod to event system of ORTE implemented as *Hierarchical Timer* [7].

### 4.4.2 Stateless Reader

Because the *Stateless Reader* is completely passive *Endpoint*, there are no special steps necessary for proper functionality. When the *Reader* is added to database of all *Endpoints* and initialized, it can be reached by each *Task*.

<sup>1</sup>) It shouldn’t be confused with information about where to send data in the sence of destination GUID used in *Stateful Reference Implementation*.



## 4.5 Discovery Module

In order to be interoperable with other implementations, ORTE must support SPDP and SEDP. Because **Data Submessages** are used for user traffic as well as for discovery traffic, only difference between *User Application* and SPDP respective SEDP would be predefined *Entity Ids* denoting builtin *Endpoints*.

### 4.5.1 SPDP

The approach to implement SPDP is almost same as implementing *User Application* - new *Type* is registered with name *SPDPdiscoveredParticipantData*, serialize and deserialize functions are defined and new *Writer* and *Reader* are added. As an *Data Object*, *ORTEDomainParticipant* is used.

Proper data encapsulation is the premise of interoperability between implementations. Encapsulation for SPDP traffic is discussed in [1], approach similar to transfer of *Inline Qos* is used - *SPDPdiscoveredParticipantData* is encapsulated as *Parameter List*, each attribute correspond to one *Parameter*.

*SPDPdiscoveredParticipantData\_serialize* function is used to serialize information about *ORTEDomainParticipant* into *Parameter List* and put it “on the wire”.

*SPDPdiscoveredParticipantData\_deserialize* function is used to deserialize information about remote *Participant* “from the wire” and store this *Participant* and it’s available *Endpoints* in *objectEntry*<sup>1)</sup> of *ORTEDomainParticipant*.

For SPDP, best-effort communication is required and therefore *Stateless Reference Implementation* is used. *Stateless Writer* and *Stateless Reader* with *SPDPdiscoveredParticipantData Type* are initialized in *RTPSSPDP\_start* function used to enable SPDP.

For out-of-the-box interoperability, *Writer* and *Reader* of SPDP have to send respective receive data on *Default Multicast Locator* address and port.

```
DefaultMulticastLocator = {
    LOCATOR_KIND_UDPv4,
    "239.255.0.1",
    PB + DG * domainId + d0
}
```

Abbreviation	Value	Meaning
PB	7400	Port Base number
DG	250	Domain Gain
PG	2	Participant Gain
d0	0	Additional offset
d1	10	Additional offset
d2	1	Additional offset
d3	11	Additional offset

**Table 4.2.** Constants for default port number computation.

### 4.5.2 SEDP

For SEDP, the approach is similar to SPDP implementation, except different *Types* as *DiscoveredWriterData* and *DiscoveredReaderData* are registered. Encapsulation as *Parameter List* remains the same.

Also reliable communication is required for SEDP, so *Statefull Reference Implementation* may be used. SEDP is not implemented yet (see 4).

<sup>1)</sup> The root of database of all *Endpoints*.

## 4.6 Shape Demo

For development purpose, demonstration application *Shape* was updated to be compatible with current implementation. However the implementation is still unstable and therefore functionality of *Shape Demo* is limited. Following are changes in demonstration application, similar changes are required for upgrading applications using ORTE library.

```
// FPublisher.h
- ORTEDomain *domain;
+ ORTEDomainParticipant *domain;

// FPublisher.cpp
- domain=ORTEDomainAppCreate(ORTE_DEFAULT_DOMAIN,NULL,NULL,ORTE_FALSE);
+ domain=ORTEDomainParticipant_new(ORTE_DEFAULT_DOMAIN, 0);

- publisher=ORTEPublicationCreate(
+ publisher=ORTEPublication_new(

- ORTEDomainAppDestroy(domain);
+ ORTEDomainParticipant_destroy(domain);

- ORTEPublicationSend(publisher);
+ ORTEPublication_send(domain, publisher);
```

```
// FSubscriber.h
- ORTEDomain *domain;
+ ORTEDomainParticipant *domain;

// FSubscriber.cpp
- ORTEDomainAppDestroy(domain);
+ ORTEDomainParticipant_destroy(domain);

- domain=ORTEDomainAppCreate(ORTE_DEFAULT_DOMAIN,NULL,NULL,ORTE_FALSE);
+ domain=ORTEDomainParticipant_new(ORTE_DEFAULT_DOMAIN, 0);

- subscriberBlue=ORTESubscriptionCreate(
+ subscriberBlue=ORTESubscription_new(

- subscriberGreen=ORTESubscriptionCreate(
+ subscriberGreen=ORTESubscription_new(

- subscriberRed=ORTESubscriptionCreate(
+ subscriberRed=ORTESubscription_new(

- subscriberBlack=ORTESubscriptionCreate(
+ subscriberBlack=ORTESubscription_new(

- subscriberYellow=ORTESubscriptionCreate(
+ subscriberYellow=ORTESubscription_new(

+ ORTEDomainParticipant_start(domain);
```

Even that there are big differences between RTPS protocol versions and there is a lot of changes in ORTE implementation, the update of the user application is quite simple and it should be possible to ensure it by the header file.

# Chapter 5

## Testing of implementation

In reference to 4, only SPDP tests were performed. Interoperability was tested against OpenDDS implementation [9] - open source implementation of OMG DDS delivered with RTPS Discovery test and it was run between 64-bit Debian PC and 32-bit Linux Mint PC. The main purpose of ORTE against itself test was *Default Multicast Locator's* IP address and port availability for more *Participants* in same *Domain* on same node. Test was performed on 64-bit Debian PC.

### 5.1 ORTE to OpenDDS

The following is commented “debug” output for typical RTPS *Message* containing *SPDPdiscoveredParticipantData*, encoded as *Parameter List*.

```
msg len 236
header OK
pv 2.2 vid 1.3 gp 0x0103001e 0x33862b64 0x76c10000
```

RTPS Header received successfully.

```
15 05 00 00 ; 15 = DATA; 05 = D,LE; 00 00 = till the end
00 00 10 00 ; 00 00 = extra flags; 10 00 = 16B to next header
00 00 00 00 ; Reader Id = ENTITYID_UNKNOW
00 01 00 c2 ; Writer Id = ENTITYID_SPDP_BUILTIN_PARTICIPANT_WRITER
00 00 00 00 ; SequenceNumber.high = 0
01 00 00 00 ; SequenceNumber.low = 1
```

RTPS Data Submessage Header received successfully.

```
00 03 00 00 ; 00 03 = PL_CDR_LE; 00 00 = skipped
```

Information in *Data Submessage* is encoded as *Parameter List*, both the *Parameter List* and its *Parameters* are encapsulated using Little Endian.

```
15 00 04 00 ; 15 00 = Protocol Version; 04 00 = length 4B
02 02 00 00 ; 2.2
```

The protocol version of sending implementation is 2.2.

```
50 00 10 00 ; 50 00 = Participant GUID; 10 00 = length 16B
01 03 00 1e ; GuidPrefix
33 86 2b 64 ; GuidPrefix
76 c1 00 00 ; GuidPrefix
00 00 01 c1 ; Entity Id = ENTITYID_PARTICIPANT
```

The GUID of the sending *Participant* is received.

```
16 00 04 00 ; 16 00 = Vendor Id; 04 00 = length 4B
01 03 00 00 ; 1.3
```

The vendor id of sending implementation is 1.3.

```

44 00 04 00 ; 44 00 = Builtin Endpoints; 04 00 = length 4B
3f 0c 00 00 ; All required Builtin Endpoints present
58 00 04 00 ; 58 00 = Builtin Endpoint Set; 04 00 = length 4B
3f 0c 00 00 ; All required Builtin Endpoints present

```

Sending *Participant* contains all *Builtin Endpoints* required for interoperability.

```

32 00 18 00 ; 00 32 = Metatraffic Unicast Locator; 18 00 = length 24B
01 00 00 00 ; Locator.kind = LOCATOR_KIND_UDPv4
7f a9 00 00 ; Locator.port = 43391
00 00 00 00 ;
00 00 00 00 ;
00 00 00 00 ;
c0 a8 01 75 ; Locator.address = 192.168.1.117

```

Metatraffic Unicast Locator<sup>1)</sup> is used for communicating *Discovery Traffic*. It contains IP address and port on which are sending *Participants Builtin Endpoints* listening.

```

32 00 18 00 ; 00 32 = Metatraffic Unicast Locator; length 24B
01 00 00 00 ; Locator.kind = LOCATOR_KIND_UDPv4
7f a9 00 00 ; Locator.port = 43391
00 00 00 00 ;
00 00 00 00 ;
00 00 00 00 ;
0a 01 02 04 ; Locator.address = 10.1.2.4

```

The second Metatraffic Unicast Locator is received, meaning that sending *Participants Builtin Endpoints* are listening on multiple IP addresses (and same ports in this case).

```

31 00 18 00 ; 31 00 = Default Unicast Locator; 18 00 = length 24B
01 00 00 00 ; Locator.kind = LOCATOR_KIND_UDPv4
39 30 00 00 ; Locator.port = 12345
00 00 00 00 ;
00 00 00 00 ;
00 00 00 00 ;
7f 00 00 01 ; Locator.address = 127.0.0.1

```

*Default Unicast Locator* is used when IP address and port aren't known for destination *User Endpoint*. In that case, *Default Unicast Locator* is used for sending *Unicast User Data Traffic*.

```

48 00 18 00 ; 48 00 = Default Multicast Locator; 18 00 = length 24B
01 00 00 00 ; Locator.kind = LOCATOR_KIND_UDPv4
39 30 00 00 ; Locator.port = 12345
00 00 00 00 ;
00 00 00 00 ;
00 00 00 00 ;
7f 00 00 01 ; Locator.address = 127.0.0.1

```

As well as *Default Unicast Locator*, also *Default Multicast Locator* is mandatory attribute of *Participant*. It has the same meaning, except *Multicast User Data Traffic* is considered.

```

34 00 04 00 ; 34 00 = Manual Liveliness Count; 04 00 = length 4B
00 00 00 00 ;

```

<sup>1)</sup> Attributes of *Locator* structure introduced in 4.2 are *kind*, *port* - both integers and *address* - the array of 16B. As mentioned at start of *Parameter List*, Little Endian encapsulation is used in *Data Submessage*. Therefore *Locators* kind and port are Little Endian encoded but address is sent per byte in network order.

*Manual Liveliness Count* parameter is used for *Writer Liveliness Protocol* with manual Qos settings.

```
02 00 08 00 ; 02 00 = Participant Lease Duration; 08 00 = length 8B
14 00 00 00 ; NtpTime.seconds = 20
00 00 00 00 ; NtpTime.fraction = 0
```

Parameter containing the time period after which the sending *Participant* should be removed from `objectEntry` database.

```
01 00 00 00 ; 01 00 = Sentinel (end of Parameter List)
```

Sentinel determines the end of *Parameter List*.

The following is debug output of all *Entities* stored in `objectEntry` database of *Participant*. The whole output of receiving and processing RTPS *Message* with SPDP traffic is presented in appendix B.

```
1450639460.456 | GP: 00000000 0x0000c0a8 0x016525bc
1450639460.457 | EID: 0x00000104
1450639460.457 | EID: 0x000001c1
1450639460.457 | EID: 0x000100c2
1450639460.457 | EID: 0x000100c7
1450639460.457 | GP: 0x0103001e 0x33862b64 0x2b700000
1450639460.457 | EID: 0x000001c1
1450639460.457 | EID: 0x000003c2
1450639460.457 | EID: 0x000003c7
1450639460.457 | EID: 0x000004c2
1450639460.457 | EID: 0x000004c7
1450639460.457 | EID: 0x000100c2
1450639460.457 | EID: 0x000100c7
1450639460.457 | EID: 0x000200c2
1450639460.457 | EID: 0x000200c7
```

Because the `objectEntry` database contains remote *Participant* and it's builtin *Endpoints*, test of the SPDP was successful.

## 5.2 ORTE to ORTE

It was successfully tested that *Default Multicast Locator*'s IP address and port can be shared. Two *Participants* with different `participantId` and with the same `domainId` was run on 64-bit Debian PC. They both fill it's `objectEntry` database with remote *Participant* and it's builtin *Endpoints* with no problems. Packet captured by Wire-shark<sup>1)</sup> containing RTPS *Message* with SPDP traffic is presented in appendix C.

<sup>1)</sup> Network protocol analyzer

# Chapter 6

## Future Development

ORTE is written to fit RTPS 1.0. In version 2.2 there is no difference between meta traffic and user traffic, specification is divided to modules and the fashion of *Participants* and *Endpoints* discovery is revised. These are main differences that should be considered when upgrading ORTE. In the following sections, changes that haven't been made yet are discussed.

### 6.1 Stateful Endpoints

It's not necessary to implement *Stateful Reference Endpoints*, only required behavior is discussed in 3.3.1. However, for reliable communication desired by SEDP, at least some state on each matched *Writer* must be stored in *Reader*. Also backward compatibility with version 1.0 of the RTPS protocol would be easier, because approach similar to *Stateful Reference Implementation* is used. Therefore, it's advisable to add *Stateful Reference Implementation* into short-term goals.

### 6.2 Refactoring

Terminology changed in version 2.2 and in some cases (e.g. `MessageInterpret`) ORTE implementation doesn't correspond with specification. Clean code, suitable namespace and documentation is fundamental for changes, upgrades and fixes.

### 6.3 Directory Structure

Four modules are introduced in [1] - Structure, Messages, Behavior and Discovery. It would be easier to maintain the code if these are stored in proper directory structure. Also additional directories for documentation can be considered.

### 6.4 DDS API

It's mentioned in [4] that first version of DDS specification was introduced when it wasn't possible to change ORTE API. If there is an opportunity, it would be great to change it in correspondence to DDS.

### 6.5 Backward compatibility

One of the long-term goals could be backward compatibility with RTPS 1.0. Ideally it would be implemented similar to SPDP - as *User Application* with *Builtin Endpoints*.

## 6.6 Use Cases

Some use cases can be considered when the RTPS protocol is implemented in one *Node* (physical device) of *Network*. For this purpose, *Interpreter Submessages* discussed in 3.2 were introduced.

- 1 domain, 1 participant
- 1 domain, x participants
- y domains, 1 participant
- y domains, x participants

In the *1-1* case, there are no special needs. Actual development consider this use case.

For the *1-x* case, sources consumption can be reduced by sharing common parts of *Domain* with other *Participants*.

In the *y-1* case, *Participants* in different *Domains* listen on different ports. However sending sources can be shared.

The last case *y-x* would benefit from the *1-x* and *y-1* cases.



# Chapter 7

## Shape for Android

### 7.1 Shape demo

With ORTE implementation of RTPS 1.0 protocol, demo application called Shape is delivered. Shape demo demonstrates the functionality of ORTE - when the color (Blue, Green, Red, Black, Yellow) is chosen, the *Publisher* is created as random shape (Circle, Square, Triangle) moving on the screen. Then, under the topic of color name, object's shape, color and coordinates are published to the network. It's possible to receive and interpret object's data (to see colored shapes moving on the screen) by adding the *Subscribers* of specific topics (colors).

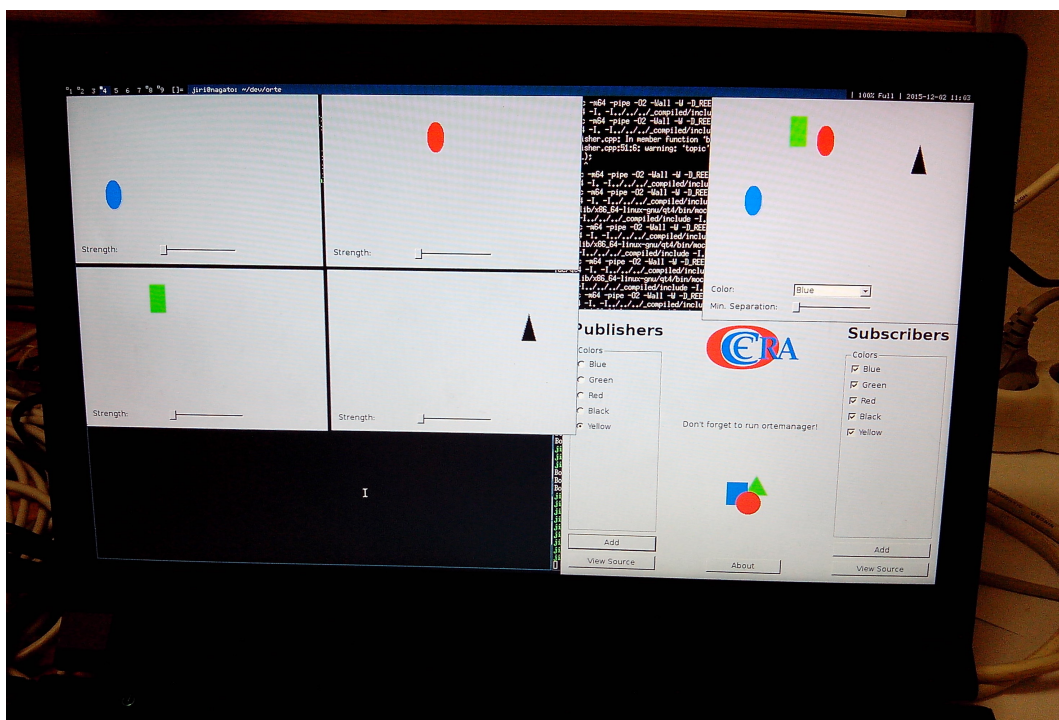


Figure 7.1. Shape demo - *Publishers* and *Subscribers*

### 7.2 Familiarization with ORTE

The task of the familiarization with ORTE was to create demo application for Android compatible with Shape. Because the port of ORTE to Android has been already done in [5] and is available as library, the main task was compatibility ensurance. The application was designed to be as simple as possible. *Publishers* view allows to create new *Publisher* of specific color and random shape, *Subscribers* view allows to set up *Subscribers* of specified colors. Finally, Settings and Help views are present.

## 7.3 Classes

As in Shape demo, in Shape for Android the `BoxType` class is presented, allowing to create, send and receive objects. `BoxType` consists of `color` (integer), `shape` (integer) and `rectangle` (`BoxRect`), where `BoxRect` is class for storing coordinates - `top_left_x` (short), `top_left_y` (short), `bottom_right_x` (short), `bottom_right_y` (short). The `BoxType` is extension of `MessageData` class delivered with ORTE library for Android. It allows to send and receive objects.

`PublisherShape` class stores `BoxType` information about `Publisher`, it's properties needed for ORTE, methods for communication with object and prepares data to send. In `Publisher` view, `Publisher` objects are created, stored in `Array List` and drawn on screen. Data objects are sent in `Publisher` activity each time objects are redrawn.

`SubscriberElement` class receives `BoxType` object from ORTE and stores it's data and methods needed for presentation. In `Subscriber` view, all received objects are stored in `Array List` and periodically redrawn.

It's good practice [10] to include `Settings` and `Help` in Options Menu. In `Settings`, scaling needed because of various screens dimensions and the list of managers<sup>1)</sup> can be set and `Help` contains information about ORTE, Shape and application usage.

## 7.4 Compatibility

`BoxType` in Shape and Shape for Android is a little bit different. The reason is just familiarization with ORTE implementation and RTPS protocol, where misunderstanding was not fully avoided. Suggestions for improvements follows.

The first property of `BoxType` is `color`. In Shape demo, `color` is typed as `CORBA_octet` (macro for `uint8_t`, 1 byte) and in Shape for Android, `color` is of integer type (4 bytes). The reason why this approach does not break the compatibility is following: each data-type serialized by CORBA is aligned to 4 byte boundary. In this case, object `color` is first byte and the rest until the boundary is filled by zero bytes. This data representation corresponds to Little Endian in which the message is encoded by default (endianness is operating system dependent), so when Shape for Android deserialize data, Little Endian encoded integer is obtained. It also works in opposite direction - value of the `color` is serialized as integer, encoded as Little Endian and on the side of Shape demo, `CORBA_octet` is deserialized and 3 zero bytes skipped because of boundary alignment. The problem could arise when `color` would be sent as integer with Big Endian encoding and received as `CORBA_octet`, because the value of the first byte would be then zero. Also, the problem wouldn't persist in the opposite direction, because endianness is always part of the RTPS message so even node with Big Endian default encoding would receive Little Endian encoded message correctly.

The second property of `BoxType` is `shape`. The type in Shape demo is `CORBA_long` (macro for `int32_t`, 4 bytes) and integer (4 bytes) in Shape for Android. Therefore there is no problem with `shape` property.

The last property of `BoxType` is `BoxRect` consisting of coordinates of object. Each value of `BoxRect` is `CORBA_short` type (2 bytes) in Shape demo and short type (2 bytes) in Shape for Android. Because `BoxRect` is presented as CORBA autonomous data-type, the whole data-type (8 bytes) is aligned to 4 bytes boundary.

<sup>1)</sup> In RTPS 1.0 special application called manager is used for communication of available `Publishers/Subscribers` between nodes. In RTPS 2.2 Simple Participant Discovery Protocol (SPDP) and Simple Endpoint Discovery Protocol (SEDP) are used.

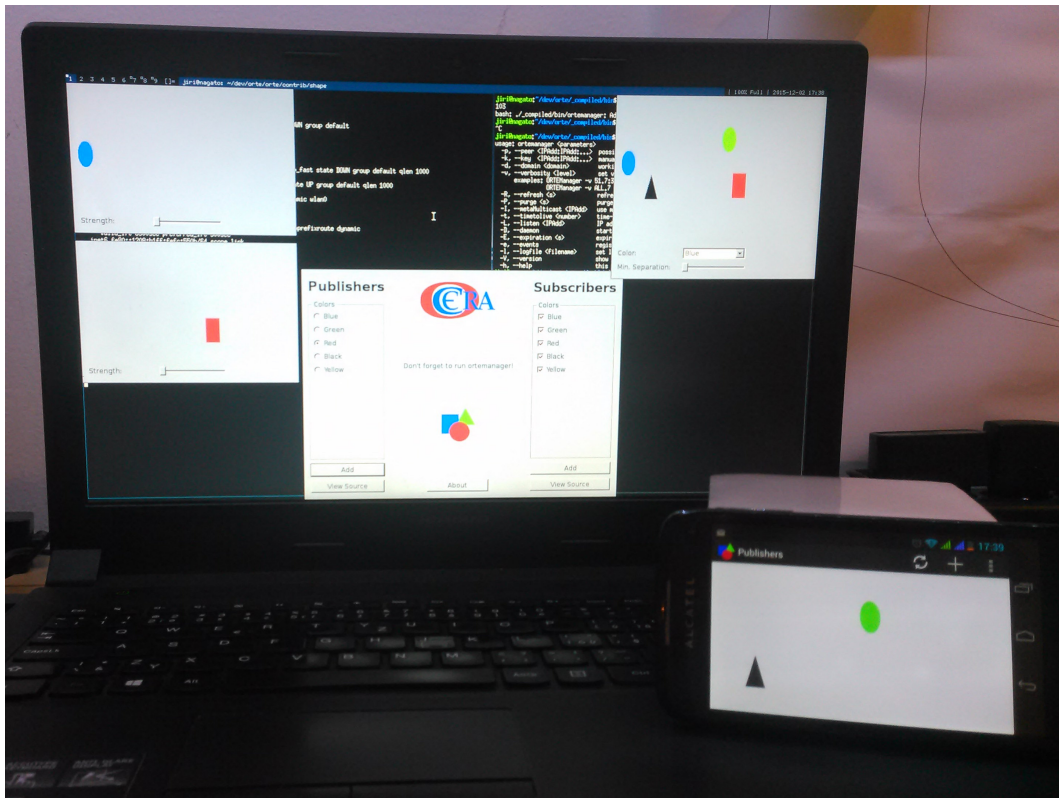


Figure 7.2. Shape for Android - Publishers view

The suggestion for the future improvement of Shape demo and Shape for Android is the revision of BoxType data-type.

# Chapter 8

## Security for DDS

Nowadays, security is often considered. Technologies for securing communication differs by TCP/IP layers [11] - security at Media access layer consists of preventing deterioration of physical media, environmental noise and access to media. At Network layer, IPsec (IP Security Architecture) protocol is used while Transport layer uses TLS (Transport Layer Security) protocol. In this chapter, Application layer security for DDS standard [12] and possibilities of implementation in RTPS protocol are considered.

### 8.1 Threats

From point of view of DDS standard, communication takes place in the domain consisting of participants with various number of publishers and subscribers. In this context, Application layer security threats are following:

- Unauthorized<sup>1)</sup> subscription
- Unauthorized publication
- Tampering and replay
- Unauthorized access to data

*Unauthorized subscription* is a situation when malicious participant receives data for which it is not allowed to. In network infrastructure where access to media is shared, communication runs over multicast or participants sits on one node, it's practically unavoidable to restrict access to data. The solution is making data unreadable for malicious participant - in other words, applying encryption on publisher's side and sharing keys with authenticated subscribers only.

When malicious participant attempts to send data which it is not allowed to, it's called *Unauthorized publication*. For subscriber it's important to receive data only from valid publishers to avoid influence of malicious participant on data. The solution is to include authentication information to data sent by valid publishers so subscribers would be able to recognize data by authenticated publishers from data sent by malicious participant. Authentication of publishers in data can be accomplished by Hash-based message authentication code (HMAC) or by digital signature. HMAC creates authentication code using secret key shared between publisher and subscriber. Digital signature is based on private/public key pair - authentication code is created as message digest encrypted by private key of publisher. Each subscriber has access to public key of publisher and can use it to decrypt the authentication code to message digest and compare it with message digest calculated by itself. The point is that these two message digests equals if and only if the authentication code is encrypted by publisher's private key and decrypted by publisher's public key. Digital signature is called *asymmetric cryptography* (private/public key pair) and is much slower then *symmetric cryptography* (shared key), therefore the use of HMAC is preferred because of performance reasons.

---

<sup>1)</sup> Difference between authentication and authorization has to be clear. Authentication is verification of (in this context) participant - that the participant is really the one it claims to be. On the other hand, authorization is process of allowing access to data for already authenticated participant.

Valid publisher would send data to subscriber and malicious participant (in this case, malicious participant will be allowed to subscribe but not to publish). However if the same key is shared between publisher, subscriber and malicious participant, there is no way how to prevent malicious participant to use this shared key for mimicking publisher and sending data to subscriber. This threat is called *Tampering and Replay* and can be solved by sharing different keys between publishers and subscribers. When the communication is taken over multicast, multiple HMACs are needed to be included in data, but this solution is still more powerful than using digital signatures.

In the DDS network, some participants acts as relay participants forwarding data. These participants need to be trusted as valid publishers and subscribers, but it's not always desirable to let them understand data they work with. The solution for *Unauthorized Access to Data* is having different keys for HMAC and data encryption and to share keys for decrypting of data only with desired endpoints.

## 8.2 Securing of messages

Securing of messages is application dependent - sometimes it's sufficient to encrypt only user-data, in other applications, submessage's metadata as sequence numbers or writer/reader identifiers are needed to be secured too and in the most secure applications, the whole metatraffic submessages are considered confidential. In order to support of different application scenarios, mechanism called *Message Transformation* is introduced. It transforms one RTPS message into another RTPS message so that the original RTPS message or it's submessages may be encrypted into the new one and protected by HMAC.

Because of *Message Transformation*, new submessages and submessage elements are introduced and the questions about interoperability between secured and non-secured implementations of RTPS protocol arises. In implementations of RTPS protocol, unknown submessages should be skipped so the regular user-traffic should not be affected, but there is Discovery also. SPDP is used by DomainParticipants to discover each other, informations as IP address, port, vendor and version are exchanged to bootstrap the communication. Therefore it makes no sense to protect SPDP communication, better to use it for exchange of informations needed to bootstrap the secured system. For both - secured and non-secured implementations of RTPS protocol, *DCPSParticipants* Topic is used in SPDP and there is no new secured Topic for SPDP.

SEDP protocol is used for discovering *publishers* and *subscribers* of each DomainParticipant. The *DCPSPublications* and *DCPSSubscriptions* Topics are used for communication with non-secured endpoints. However for DomainParticipants supporting DDS Security, *DCPSPublicationsSecure* and *DCPSSubscriptionsSecure* Topics and associated DataWriters (*SEDPbuiltinPublicationsSecureWriter*, *SEDPbuiltinSubscriptionsSecureWriter*) and DataReaders (*SEDPbuiltinPublicationsSecureReader*, *SEDPbuiltinSubscriptionsSecureReader*) are introduced. These Topics should be used for communication that is considered sensitive.

In RTPS protocol, Writer Liveliness Protocol is specified and because data exchange by this protocol could be considered sensitive, DDS Security specifies alternate protected way to exchange liveliness information. *BuiltinParticipantMessageWriter* and *BuiltinParticipantMessageReader* are used to communicate liveliness information with non-secured endpoints. *ParticipantMessageSecure* Topic is introduced with associated *BuiltinParticipantMessageSecureWriter* and *BuiltinParticipantMessageSecureReader*, used to communication liveliness information with endpoints considered sensitive.

Also, there are two completely new builtin Topics:

- ParticipantStatelessMessage
- ParticipantVolatileMessageSecure

*ParticipantStatelessMessage* Topic is used to perform mutual authentication between DomainParticipants. While the mechanism for participant-to-participant communication already exists, it suffers from weakness of reliable protocol - sequence number prediction. HeartBeat messages containing *first available sequence number* can be abused by malicious participant to prevent other participants to communicate. Therefore new Topic *ParticipantStatelessMessage* with associated *BuiltinParticipantStatelessMessageWriter* (Best-Effort StatelessWriter) and *BuiltinParticipantStatelessMessageReader* (Best-Effort StatelessReader) is introduced.

For key exchange between DomainParticipants, reliable and secure communication is needed. On top of that, DURABILITY QoS needs to be VOLATILE to address only DomainParticipants that are currently in the system. *ParticipantStatelessMessage* is not suitable because it's not reliable nor secured. *ParticipantMessageSecure* Topic is not suitable because it's QoS has DURABILITY kind TRANSIENT\_LOCAL rather than VOLATILE (which is required). So new Topic *ParticipantVolatileMessageSecure* with associated *BuiltinParticipantVolatileMessageSecureWriter* and *BuiltinParticipantVolatileMessageSecureReader* is introduced.

## 8.3 Plugin architecture

There are five SPIs:

- Authentication
- Access-Control
- Cryptographic
- Logging
- Data Tagging

Interactions of plugins are shown in figure 8.1.

### 8.3.1 Authentication plugin

*Authentication* is process of verifying that (in this case) DomainParticipant is really the one it claims to be. DomainParticipant is authenticated when joining a DDS Domain, mutual authentication is supported and shared secret is established between DomainParticipants.

### 8.3.2 Access Control plugin

Ensures authorization - allows or deny protected operations of DomainParticipant as join domain, create Topic, publish to Topic or subscribe Topic.

### 8.3.3 Cryptographic plugin

Encryption, decryption, digests, MAC, HMAC, key generating and exchange, signing and verifying of signatures is ensured by *Cryptographic plugin*. The plugin API has to be general enough to allow specific requirements for cryptographic libraries, encryption and digest algorithms, message authentication and signing users of DDS may need to deploy.

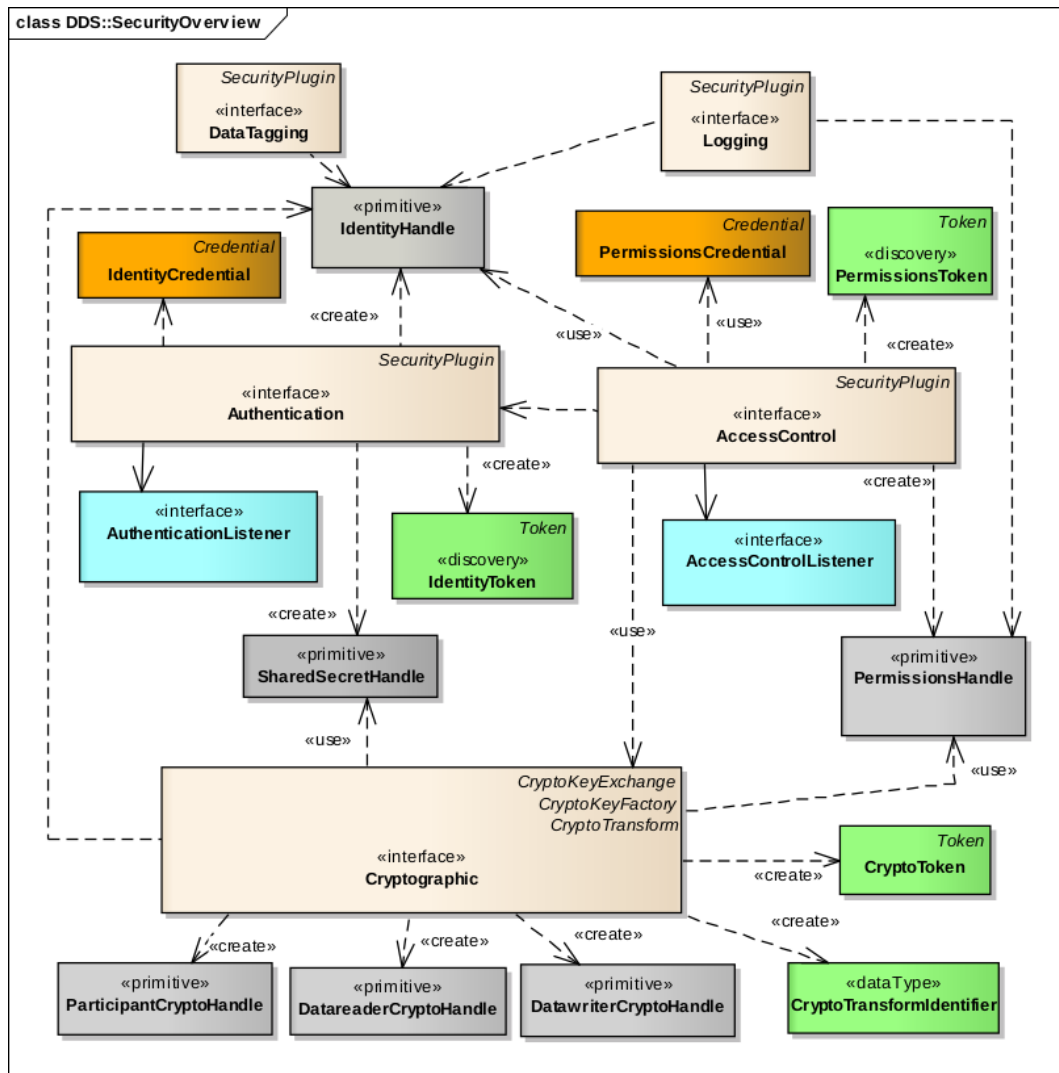


Figure 8.1. Plugin Architecture Model (chapter 8.1 in [12]).

### 8.3.4 Logging plugin

This plugin logs security events of DomainParticipant. Two options of collecting log data are logging all events to a local file and distributing log events securely over DDS.

### 8.3.5 Data Tagging plugin

Classification of data is performed by *Data Tagging plugin*. It can be used for access control based on tag, message prioritization or even don't have to be used by middleware (RTPS implementation), but by application or service. There are four kinds of tagging:

- Data Writer - used in specification, data received from DataWriter has it's tag.
- Data Instance - each instance of the data has a tag.
- Individual sample - each sample of data instance is tagged individually.
- Per field - the most complex method of tagging.

## 8.4 Interoperability

Out-of-the-box interoperability of DDS Security implementations is ensured analogously to RTPS implementations - while mandatory *builtin endpoints* ensures that each DomainParticipant is able to discover other DomainParticipants, in DDS Security implementations, each DomainParticipant is able to secure data by at least mandatory *builtin plugins*.

### 8.4.1 Requirements

This is resume of requirements for builtin plugins by out-of-the-box interoperability as presented in chapter 9.2 of [12]. Following are essential functional requirements for builtin plugins:

- Authentication of DomainParticipants joining a domain
- Access control of applications subscribing to data
- Message integrity and authentication
- Encryption of a data by different keys

Following are functions that should be required by builtin plugins:

- Sending digitally signed data
- Sending data securely over multicast
- Data tagging
- Integrating with open standard security plugins

Following are functions considered useful:

- Access control to certain samples
- Access control to certain attributes within sample
- Permissions for QoS usage by DDS Entities

Non-functional requirements are:

- Performance and Scalability
- Robustness and Availability
- Fit to DDS Data-Centric Information Model
- Reuse of existing security infrastructure and technologies
- Ease of use

### 8.4.2 Considerations

Usually DDS is deployed in systems where high performance for large number of DomainParticipants is needed, therefore actions performed by plugins shouldn't notably degrade system performance. In practice it means that asymmetric cryptography should be used only for discovery, authentication, session and shared-secret establishment, symmetric cryptography should be used for data, use of ciphers, HMACs or digital signatures should be selectable per Topic, there should be possibility of providing integrity via HMAC without data encryption and there should be support for encrypted data over multicast.

DDS used to be deployed in system where *robustness and availability* is considered critical. It's required from system to continue operating even if partial fail occurs, so centralized services representing single point of failure have to be avoided, DomainParticipant components have to be self-contained to be able to operate securely, multi-party



key agreement protocols should be avoided because of simplicity of disruption and tokens and keys should be compartmentalized as much as possible to avoid situations where multiple applications using same key are compromised if just one of them is compromised.

## 8.5 Implementation

The implementation of DDS Security into ORTE consists of changes in Modules (presented in chapter 8 of [1]). Introduction of *SecureSubMsg* Submessage and *SecuredPayload* Submessage Element assumes modification of Message Module, Discovery Module is affected by *Builtin Secure Endpoints* - if configured to, discovery of *publishers* and *subscribers* is secured and Behavior Module needs to be modified to include *Builtin Plugins* which ensures security.

### 8.5.1 Builtin Endpoints

This is the list of *Builtin Endpoints* presented in chapter 7.4.5 of [12]. In order to ensure out-of-the-box compatibility, following *Builtin Secure Endpoints* needs to be implemented:

- SEDPbuiltinPublicationsSecureWriter
- SEDPbuiltinPublicationsSecureReader
- SEDPbuiltinSubscriptionsSecureWriter
- SEDPbuiltinSubscriptionsSecureReader
- BuiltinParticipantMessageSecureWriter
- BuiltinParticipantMessageSecureReader
- BuiltinParticipantVolatileMessageSecureWriter
- BuiltinParticipantVolatileMessageSecureReader

### 8.5.2 Builtin Plugins

This is resume of *Builtin Plugins* presented in chapter 9.1 of [12]. In order to ensure out-of-the-box compatibility, following *Builtin Plugins* needs to be implemented:

- DDS:Auth:PKI-RSA/DSA-DH (Authentication plugin)
  - Uses PKI with pre-configured shared Certificate Authority
  - RSA or DSA and Diffie-Hellman for authentication and key exchange
- DDS:Access:PKI-Signed-XML-Permissions (Access control plugin)
  - Permissions document signed by shared Certificate Authority
- DDS:Crypto:AES-CTR-HMAC-RSA/DSA-DH (Cryptographic plugin)
  - AES128 for encryption (counter mode)
  - SHA1 and SHA256 for digest
  - HMAC-SHA1 and HMAC-256 for HMAC
- DDS:Tagging:DDS\_Discovery (Data Tagging plugin)
  - Send Tags via Endpoint Discovery
- DDS:Logging:DDS\_LogTopic (Logging plugin)
  - Logs security events to a dedicated DDS Log Topic

## Chapter 9

### Conclusion

The aim of this thesis was upgrading Open Real-Time Ethernet implementation of Real-Time Publish-Subscribe protocol in order to achieve compatibility with the current protocol version. Actual protocol version was introduced and compared to implemented version. Required changes were discussed, implementation of basic types, messages and behavior was introduced and future development was outlined. Test of participant discovery was successfully performed even though the implementation isn't complete. Demonstration application and possibilities of security in implementation was presented.

The main difference between the originally implemented version and the current version of the protocol is that traffic used for internal purposes of protocol (e.g. discovery traffic) differs from user data traffic just in identification of endpoints. There is also difference in behavior of endpoints, namely in storage of remote endpoints information, because needs for best effort communication differs from needs for reliable one. The last important difference is related to data transfer. Because discovery and user data traffic is practically the same, only one type of message is used.

As the result, basic types were upgraded and added, messages changed and new kind of behavior was implemented. However the second type of behavior is still missing and discovery is implemented partially.

The testing of participant discovery was performed against OpenDDS implementation and remote participant with its builtin endpoints was successfully discovered. ORTE against itself test confirmed availability of IP address and port for multiple participants in the same domain on the same node and that generated messages are accepted by Wireshark network analyzer.



## References

- [1] Object Management Group (OMG). *The Real-Time Publish-Subscribe Protocol (RTPS) DDS Interoperability Wire Protocol Specification*. 2014.  
<http://www.omg.org/spec/ DDSI-RTPS/2.2/>.
- [2] Object Management Group (OMG). *Data Distribution Service for Real-Time Systems*. 2007.  
<http://www.omg.org/spec/ DDS/>.
- [3] *Object Management Group*.  
<http://www.omg.org/index.htm>.
- [4] Pavel Pisa Petr Smolik. *ORTE: The Open Real Time Ethernet*. 2008.
- [5] Martin Vajnar. *ORTE communication middleware for Android OS*. 2014.
- [6] *ORTE - Open Real-Time Ethernet*.  
<http://orte.sourceforge.net/>.
- [7] Pavel Pisa. *uLan Utilities Library*.  
<http://cmp.felk.cvut.cz/~pisa/#ulut>.
- [8] CTU-IIG. *GUID in RTPSv2.2*.  
<https://github.com/CTU-IIG/orte/issues/6>.
- [9] *OpenDDS*.  
<http://www.opendds.org/>.
- [10] *Android Developers - Design*.  
<https://developer.android.com/design/index.html>.
- [11] *Core Protocols in the Internet Protocol Suite*.  
<http://tools.ietf.org/id/draft-baker-ietf-core-04.html>.
- [12] Object Management Group (OMG). *DDS Security*. 2014.  
<http://www.omg.org/spec/ DDS-SECURITY/>.



# Appendix A

## Symbols

AES	■	Advanced Encryption Standard
API	■	Application Programming Interface
CDR	■	Common Data Representation
CORBA	■	Common Object Request Broker Architecture
CST	■	Composite State Transfer
CTR	■	Counter
DCPS	■	Data-Centric Publish-Subscribe
DDS	■	Data Distribution Service
DH	■	Diffie-Hellman
DSA	■	Digital Signature Algorithm
GNU	■	GNU's Not Unix!
GUID	■	Globally Unique Identifier
HMAC	■	Hash-based Message Authentication Code
IP	■	Internet Protocol
IPsec	■	IP Security
LSB	■	Least Significant Bit
MAC	■	Message Authentication Code
MSB	■	Most Significant Bit
MTU	■	Maximum Transmission Unit
OMG	■	Object Management Group
ORTE	■	Open Real-Time Ethernet
PC	■	Personal Computer
PDF	■	Portable Document Format
PIM	■	Platform Independent Model
PKI	■	Public Key Infrastructure
PSM	■	Platform Specific Model
RSA	■	Rivest Shamir Adleman
RTPS	■	Real-Time Publish-Subscribe
SEDP	■	Simple Endpoint Discovery Protocol
SHA	■	Secure Hash Algorithm
SPDP	■	Simple Participant Discovery Protocol
SPI	■	Service Plugin Interface
SVG	■	Scalable Vector Graphics
TCP	■	Transmission Control Protocol
TLS	■	Transport Layer Security
UDP	■	User Datagram Protocol
XML	■	EXtensible Markup Language

## Appendix B

### OpenDDS testing

```
1450639459.774 | ORTEAppRecvThread MD: waiting for message to receive
1450639460.456 | ORTEAppRecvThread MD: received message of length 208
1450639460.456 | ORTEAppRecvThread: RTPS Header OK
1450639460.456 |   PV: 2.2 VID:1.3 GP: 0x0103001e 0x33862b64 0x2b700000
1450639460.456 |   ...ead MD: submessage: kind 0x15, flags 0x5, length 184
1450639460.456 | RTPSDataProcess: start
1450639460.456 | RTPSDataProcess: extraFlags: 0x0
1450639460.456 | RTPSDataProcess: octetsToInlineQos: 0x10
1450639460.456 | RTPSDataProcess: reader EID: 00000000
1450639460.456 | RTPSDataProcess: writer EID: 0x000100c2
1450639460.456 | RTPSDataProcess: Sequence Number: 0.8
1450639460.456 | SPDPdiscoveredParticipantData_deserialize:
1450639460.456 |   id: 0x15, len: 4
1450639460.456 |   value: 2.2
1450639460.456 |   id: 0x50, len: 16
1450639460.456 | objectEntryAdd: start
1450639460.456 | objectEntryAdd: GP : 0x0103001e 0x33862b64 0x2b700000
1450639460.456 | objectEntryAdd: Entity: 0x000001c1 connected to GP
1450639460.456 | objectEntryAdd: Entity: 0x000001c1 created
1450639460.456 | objectEntryAdd: finished
1450639460.456 | eventDetach: GP: 0x0103001e 0x33862b64 0x2b700000
1450639460.456 | eventDetach: finished
1450639460.456 | eventAdd: ObjectEntry_leaseDurationTimer
1450639460.456 | htimerUnicastCommon: root updated, wakeup
1450639460.456 | WakeUpSendingThread : start
1450639460.456 | WakeUpSendingThread : send wakeup signal
1450639460.456 | eventAdd: finished
1450639460.456 |   value: 0x0103001e 0x33862b64 0x2b700000, 0x000001c1
1450639460.456 |   id: 0x16, len: 4
1450639460.456 |   value: 1.3
1450639460.456 |   id: 0x44, len: 4
1450639460.456 | objectEntryAdd: start
1450639460.456 | objectEntryAdd: Entity: 0x000100c2 created
1450639460.456 | objectEntryAdd: finished
1450639460.456 | objectEntryAdd: start
1450639460.456 | objectEntryAdd: Entity: 0x000100c7 created
1450639460.456 | objectEntryAdd: finished
1450639460.456 | objectEntryAdd: start
1450639460.456 | objectEntryAdd: Entity: 0x000003c2 created
1450639460.456 | objectEntryAdd: finished
1450639460.456 | objectEntryAdd: start
1450639460.456 | objectEntryAdd: Entity: 0x000003c7 created
1450639460.456 | objectEntryAdd: finished
1450639460.456 | objectEntryAdd: start
```

```

1450639460.456 | objectEntryAdd: Entity: 0x000004c2 created
1450639460.456 | objectEntryAdd: finished
1450639460.456 | objectEntryAdd: start
1450639460.456 | objectEntryAdd: Entity: 0x000004c7 created
1450639460.456 | objectEntryAdd: finished
1450639460.456 | objectEntryAdd: start
1450639460.456 | objectEntryAdd: Entity: 0x000200c2 created
1450639460.456 | objectEntryAdd: finished
1450639460.456 | objectEntryAdd: start
1450639460.456 | objectEntryAdd: Entity: 0x000200c7 created
1450639460.456 | objectEntryAdd: finished
1450639460.456 |   value: 3135
1450639460.456 |   id: 0x58, len: 4
1450639460.456 | objectEntryAdd: start
1450639460.456 | objectEntryAdd: finished
1450639460.456 | objectEntryAdd: start
1450639460.456 | objectEntryAdd: finished
1450639460.456 | objectEntryAdd: start
1450639460.456 | objectEntryAdd: finished
1450639460.456 | objectEntryAdd: start
1450639460.456 | objectEntryAdd: finished
1450639460.456 | objectEntryAdd: start
1450639460.456 | objectEntryAdd: finished
1450639460.456 | objectEntryAdd: start
1450639460.456 | objectEntryAdd: finished
1450639460.456 | objectEntryAdd: start
1450639460.456 | objectEntryAdd: finished
1450639460.456 | objectEntryAdd: start
1450639460.456 | objectEntryAdd: finished
1450639460.456 |   value: 3135
1450639460.456 |   id: 0x32, len: 24
1450639460.456 |   value: 192.168.1.117:34681 (kind 1)
1450639460.456 |   id: 0x31, len: 24
1450639460.456 |   value: 127.0.0.1:12345 (kind 1)
1450639460.456 |   id: 0x48, len: 24
1450639460.456 |   value: 127.0.0.1:12345 (kind 1)
1450639460.456 |   id: 0x34, len: 4
1450639460.456 |   value: 0
1450639460.456 |   id: 0x2, len: 8
1450639460.456 | eventDetach: GP: 0x0103001e 0x33862b64 0x2b700000
1450639460.456 | eventDetach: finished
1450639460.456 | eventAdd: ObjectEntry_leaseDurationTimer
1450639460.456 | htimerUnicastCommon: root updated, wakeup
1450639460.456 | WakeUpSendingThread : start
1450639460.456 | WakeUpSendingThread : send wakeup signal
1450639460.456 | eventAdd: finished
1450639460.456 |   value: 20s 0f
1450639460.456 |   id: 0x1, len: 0
1450639460.456 |   value: sentinel
1450639460.456 | RTPSDataProcess: finished
1450639460.456 | ORTEAppRecvThread: message 0x15 processed
1450639460.456 | ORTEAppRecvThread: processing of message(s) finished
1450639460.456 | DUMP: start

```

```
1450639460.456 | GP: 00000000 0x0000c0a8 0x016525bc
1450639460.457 | EID: 0x00000104
1450639460.457 | EID: 0x000001c1
1450639460.457 | EID: 0x000100c2
1450639460.457 | EID: 0x000100c7
1450639460.457 | GP: 0x0103001e 0x33862b64 0x2b700000
1450639460.457 | EID: 0x000001c1
1450639460.457 | EID: 0x000003c2
1450639460.457 | EID: 0x000003c7
1450639460.457 | EID: 0x000004c2
1450639460.457 | EID: 0x000004c7
1450639460.457 | EID: 0x000100c2
1450639460.457 | EID: 0x000100c7
1450639460.457 | EID: 0x000200c2
1450639460.457 | EID: 0x000200c7
1450639460.457 | DUMP: end
```



# Appendix C

## ORTE testing

```
Real-Time Publish-Subscribe Wire Protocol
  Protocol version: 2.2
  vendorId: 00.00 (VENDOR_ID_UNKNOWN (0x0000))
  guidPrefix
    hostId: 0x00000000
    appId: 0x0000c0a8
    counter: 0xfe6725bc
  Default port mapping: MULTICAST_METATRAFFIC, domainId=9
  submessageId: DATA (0x15)
  Flags: 0x05 ( _ _ _ _ _ D _ E )
    octetsToNextHeader: 156
    0000 0000 0000 0000 = Extra flags: 0x0000
    Octets to inline QoS: 16
  readerEntityId: ENTITYID_UNKNOWN (0x00000000)
  writerEntityId: ENTITYID_BUILTIN_SDP_PARTICIPANT_WRITER (0x000100c2)
  writerSeqNumber: 1
  serializedData
    encapsulation kind: PL_CDR_LE (0x0003)
    encapsulation options: 0x0000
    serializedData:
      PID_PROTOCOL_VERSION
        parameterId: PID_PROTOCOL_VERSION (0x0015)
        parameterLength: 4
        Protocol version: 2.2
      PID_PARTICIPANT_GUID
        parameterId: PID_PARTICIPANT_GUID (0x0050)
        parameterLength: 16
        Participant GUID: 00000000 0000c0a8 fe6725bc 000001c1
      PID_VENDOR_ID
        parameterId: PID_VENDOR_ID (0x0016)
        parameterLength: 4
      PID_PARTICIPANT_BUILTIN_ENDPOINTS
        parameterId: PID_PARTICIPANT_BUILTIN_ENDPOINTS (0x0044)
        parameterLength: 4
        BuiltIn Endpoint: 0x00000003
      PID_BUILTIN_ENDPOINT_SET
        parameterId: PID_BUILTIN_ENDPOINT_SET (0x0058)
        parameterLength: 4
        0000 0000 0000 0000 0000 0000 0000 0011 = Builtin endpoint set: 0x00000003
      PID_DEFAULT_UNICAST_LOCATOR
        parameterId: PID_DEFAULT_UNICAST_LOCATOR (0x0031)
        parameterLength: 24
        locator
          Kind: LOCATOR_KIND_UDPV4 (0x00000001)
          Port: 9661
          Address: 192.168.254.103 (192.168.254.103)
      PID_DEFAULT_MULTICAST_LOCATOR
        parameterId: PID_DEFAULT_MULTICAST_LOCATOR (0x0048)
        parameterLength: 24
        parameterData
      PID_PARTICIPANT_MANUAL_LIVELINESS_COUNT
        parameterId: PID_PARTICIPANT_MANUAL_LIVELINESS_COUNT (0x0034)
        parameterLength: 4
        Manual Liveliness Count: 0x00000000
      PID_PARTICIPANT_LEASE_DURATION
        parameterId: PID_PARTICIPANT_LEASE_DURATION (0x0002)
        parameterLength: 8
        Duration: Feb 7, 2036 06:28:28.000000000 UTC
      PID_SENTINEL
        parameterId: PID_SENTINEL (0x0001)
```

Figure C.1. Wireshark capture of SPDP communication

## Appendix D

### Attached Material

- Attached CD contains
  - **hubacek\_orte.pdf** - The PDF version of this thesis,
  - **documentation\_diagram.svg** - The SVG version of Documentation Diagram.
- Documentation Diagram
  - See folder.